

SERVICE MANUAL

AT2X CHASSIS

MODEL	COMMANDER	DEST	MODEL	COMMANDER	DEST
KLV-V26A10E	RM-EA001	AEP	KDL-V26A12U	RM-ED001	UK
KLV-V32A10E	RM-EA001	AEP	KDL-V32A12U	RM-ED001	UK



RM-EA001



KLV-V26A10E / KLV-V32A10E
KDL-V26A12U / KDL-V32A12U



RM-ED001

FLAT PANEL COLOR TV
SONY®

TABLE OF CONTENTS

Section	Title	Page	Section	Title	Page
	Caution	3	4. DIAGRAMS		
	Specifications	4	4-1. Block Diagrams (1)	31	
	Connectors	6	Block Diagrams (2)	32	
	Self Diagnosis	7	Block Diagrams (3)	33	
1. GENERAL		8	Block Diagrams (4)	34	
2. DISASSEMBLY			Block Diagrams (5)	35	
2-1. Rear Cover Removal	16		Block Diagrams (6)	36	
2-2. Bracket Removal	16		Block Diagrams (7)	37	
2-3. Loudspeaker Removal	17		4-2. Circuit Board Location	37	
2-4. A1 or A2 Board Removal	17		4-3. Schematic Diagrams and Printed Wiring		
2-5. G2 Board Removal	18		Boards	37	
2-6. H7 Board Removal	18		A1 Board Schematic Diagram(26 inch only)	38	
2-7. H8 Board Removal	19		A1 Board Printed Wiring Board	45	
2-8. BL, N and NP1 Board Removal	19		A2 Board Schematic Diagram(32 inch only)	47	
2-9. H6 Board Removal	20		A2 Board Printed Wiring Board	54	
2-10. Service Position	21		G2 Board Schematic Diagram	57	
			G2 Board Printed Wiring Board	58	
3. SET-UP ADJUSTMENTS			N Board Schematic Diagram(Digital only)	60	
3-1. How to enter Service Mode	23		N Board Printed Wiring Board	67	
3-2. Signal Level Adjustment	23		H6 Board Schematic Diagram	68	
3-2-1. Check AD (CCPX case)			H6 Board Printed Wiring Board	69	
Calibration Registration Items	23		H7 Board Schematic Diagram	68	
3-2-2. Y Signal AD Calibration			H7 Board Printed Wiring Board	69	
of CCPX Decode	23		H8 Board Schematic Diagram	68	
3-2-3. C Signal AD Calibration			H8 Board Printed Wiring Board	69	
of CCPX Decode	23		NP1 Board Schematic Diagram	70	
3-2-4. Check AD (Component case)			NP1 Board Printed Wiring Board	71	
Calibration Registration Items	24		4-4. Semiconductors	72	
3-2-5. Y Signal AD Calibration			5. EXPLODED VIEWS		
of Component Input	24		5-1. Chassis	73	
3-2-6. C Signal AD Calibration			5-2. Display	74	
of Component Input	24		6. ELECTRICAL PARTS LIST	76	
3-3. White Balance Adjustment	24				
3-3-1. White Balance of Colour					
Temperature "Cool"	24				
3-3-2. White Balance of Colour					
Temperature "Neutral"	25				
3-3-3. White Balance of Colour					
Temperature "Warm"	25				
3-4. Panel Replacement	26				
3-5. Board Replacement	26				
3-5-1. P Board Replacement	26				
3-5-2. BL Board Replacement	26				
3-5-3. A1 or A2 Board Replacement	26				

WARNING !!

AN ISOLATION TRANSFORMER SHOULD BE USED DURING ANY SERVICE WORK TO AVOID POSSIBLE SHOCK HAZARD DUE TO LIVE CHASSIS, THE CHASSIS OF THIS RECEIVER IS DIRECTLY CONNECTED TO THE POWER LINE.

SAFETY-RELATED COMPONENT WARNING !!

COMPONENTS IDENTIFIED BY SHADING AND MARKED Δ ON THE SCHEMATIC DIAGRAMS, EXPLODED VIEWS AND IN THE PARTS LIST ARE CRITICAL FOR SAFE OPERATION. REPLACE THESE COMPONENTS WITH SONY PARTS WHOSE PART NUMBERS APPEAR AS SHOWN IN THIS MANUAL OR IN SUPPLEMENTS PUBLISHED BY SONY.


CAUTION

Lead Free Soldered Boards


The circuit boards used in these models have been processed using Lead Free Solder. The boards are identified by the LF logo located close to the board designation e.g. F1, H1 etc [see examples]. The servicing of these boards requires special precautions to be taken as outlined below.



example 1



example 2



It is strongly recommended to use Lead Free Solder material in order to guarantee optimal quality of new solder joints. Lead Free Solder is available under the following part numbers :

Partnumber	Diameter	Remarks
7-640-005-19	0.3mm	0.25Kg
7-640-005-20	0.4mm	0.50Kg
7-640-005-21	0.5mm	0.50Kg
7-640-005-22	0.6mm	0.25Kg
7-640-005-23	0.8mm	1.00Kg
7-640-005-24	1.0mm	1.00Kg
7-640-005-25	1.2mm	1.00Kg
7-640-005-26	1.6mm	1.00Kg

Due to the higher melting point of Lead Free Solder the soldering iron tip temperature needs to be set to 370 degrees centigrade. This requires soldering equipment capable of accurate temperature control coupled with a good heat recovery characteristics.


For more information on the use of Lead Free Solder, please refer to <http://www.sony-training.com>

ITEM MODEL	Television System	Stereo System	Channel Coverage	Color System
E	B/G/H, D/K, I, L	GERMAN/NICAM Stereo	VHF : E02-E12 UHF : E21-E69 CATV : S01-S20 HYPER : S21-S41 D/K : R1-R12, R21-R69 L : F2-F10, B-Q, F21-F69 I : UHF B21-B69	PAL, SECAM NTSC 3.58/4.43 (VIDEO ONLY)
U	I	NICAM Stereo	UHF : B21-B69	PAL, SECAM NTSC 3.58/4.43 (VIDEO ONLY) MPEG-2 MP@ML

Projected Picture Size	LCD(Liquid Crystal Display) Panel Approx 66cm (26 inches) Approx 80cm (32 inches).	Sound Output	
		Right and Left speaker	2 x 10W (RMS)
Input/Output Terminals [REAR]		General Specifications	
1: 21-pin Euro connector (CENELEC standard)	Inputs for Audio and Video signals. Inputs for RGB. Outputs of TV Video and Audio signals.	Power Requirements	220 - 240V
		Power Consumption/ Standby	Approx 115W/0.5W (KLV-V26A10E) Approx 138W/0.5W (KLV-V32A10E) Approx 115W/0.5W (KDL-V26A12U) Approx 143W/0.5W (KDL-V32A12U)
2: 21-pin Euro connector (CENELEC standard)	Inputs for Audio and Video signals. Inputs for RGB. Outputs of Video and Audio signals (selectable). SmartLink interface.	Dimensions	Approx 675x512x308mm (26 inch with stand) Approx 675x428x103mm (26 inch without stand) Approx 808x589x308mm (32 inch with stand) Approx 808x549x111mm (32 inch without stand)
		Weight	Approx 18.5kg (26 inch with stand) Approx 14.5kg (26 inch without stand) Approx 22.5kg (32 inch with stand) Approx 18.7kg (32 inch without stand)
Phono Jacks	Output Connectors variable for Audio Signals.	Supplied Accessories	RM-EA001 Remote Commander (1) (KLV-V26A10E,KLV-V32A10E) RM-ED001 Remote Commander (1) (KDL-V26A12U,KDL-V32A12U) IEC designated R06 battery (2) Coaxial Cable (1) Mains Lead (1)
HDMI	HDMI In.	Other Features	Wega Engine, 3D Comb Filter, SmartLink, Teletext, Sleep Timer, Picture Freeze, AVL, AVC, BBE Digital, HDMI input.
MODEM	Modem Jack (Digital model only).		
PCMCIA Socket	Conditional Access Module (Digital model only).		
Input/Output Terminals [SIDE]		Remote control system : Infrared control	
Headphone jack	stereo mini jack	Power requirements	3V dc 2 batteries IEC designation R06 (size AA)
Audio input	phono jacks		
Video input	phono jack		
S Video input	4 pin mini DIN		
Design and specifications are subject to change without notice.			

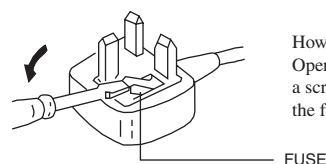
Model Name Item	KLV-V26A10E & KLV-V32A10E	KDL-V26A12U & KDL-V32A12U
PAP	OFF	OFF
PAT	OFF	OFF
RGB Priority	ON	ON
Sub Woofer	OFF	OFF
Scart 1	ON	ON
Scart 2	ON	ON
Scart 3	ON	ON
Front in (6)	ON	ON
Projector	OFF	OFF
Norm B/G	ON	OFF
Norm I	ON	ON
Norm D/K	ON	OFF
Norm AUS	OFF	OFF
Norm L	ON	OFF
Norm SAT	OFF	OFF
Norm M	OFF	OFF
Teletext	ON	ON
Nicam Stereo	ON	ON

WARNING (UK Models only)

The flexible mains lead is supplied connected to a **B.S. 1363** fused plug having a fuse of **13 AMP** rating. Should the fuse need to be replaced, use a **13AMP FUSE** approved by ASTA to **BS 1362**, ie one that carries the  mark.

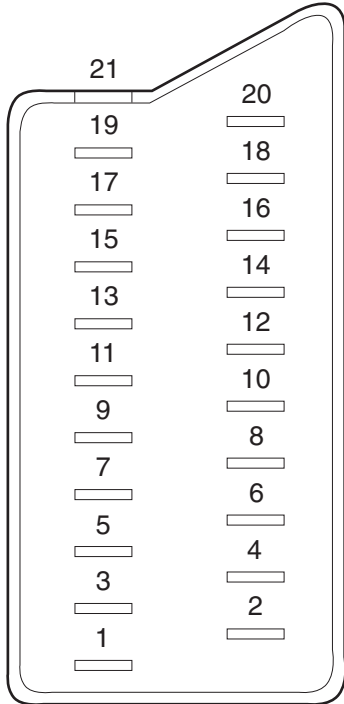
IF THE PLUG SUPPLIED WITH THIS APPLIANCE IS NOT SUITABLE FOR THE OUTLET SOCKETS IN YOUR HOME, IT SHOULD BE CUT OFF AND AN APPROPRIATE PLUG FITTED. THE PLUG SEVERED FROM THE MAINS LEAD MUST BE DESTROYED AS A PLUG WITH BARED WIRES IS DANGEROUS IF ENGAGED IN A LIVE SOCKET.

When an alternative type of plug is used, it should be fitted with a **13 AMP FUSE**, otherwise the circuit should be protected by a **13AMP FUSE** at the distribution board.



How to replace the fuse.
Open the fuse compartment with a screwdriver blade and replace the fuse.

21 pin connector



Pin No	1	2	3	Signal	Signal level
1	○	○	○	Audio output B (right)	Standard level : 0.5V rms Output impedance : Less than 1kohm*
2	○	○	○	Audio input B (right)	Standard level : 0.5V rms Output impedance : More than 10kohm*
3	○	○	○	Audio output A (left)	Standard level : 0.5V rms Output impedance : Less than 1kohm*
4	○	○	○	Ground (audio)	
5	○	○	○	Ground (blue)	
6	○	○	○	Audio input A (left)	Standard level : 0.5V rms Output impedance : More than 10kohm*
7	○	○	○	Blue input	0.7 +/- 3dB, 75 ohms positive
8	○	○	○	Function select (AV control)	High state (9.5-12V) : Part mode Low state (0-2V) : TV mode Input impedance : More than 10K ohms Input capacitance : Less than 2nF
9	○	○	○	Ground (green)	
10	●	○	●	SmartLink	
11	○	○	○	Green	Green signal : 0.7 +/- 3dB, 75 ohms, positive
12	●	●	●	Open	
13	○	○	○	Ground (red)	
14	○	○	○	Ground (blanking)	
15	○	○	○	Red input	0.7 +/- 3dB, 75 ohms, positive
	-	-	-	(S signal Chroma input)	0.3 +/- 3dB, 75 ohms, positive
16	○	○	○	Blanking input (Ys signal)	High state (1-3V) Low state (0-0.4V) Input impedance : 75 ohms
17	○	○	○	Ground (video output)	
18	○	○	○	Ground (video input)	
19	○	○	○	Video output	1V +/- 3dB, 75ohms, positive sync 0.3V (-3+10dB)
20	○	○	○	Video input	1V +/- 3dB, 75ohms, positive sync 0.3V (-3+10dB)
	-	-	-	Video input Y (S signal)	1V +/- 3dB, 75ohms, positive sync 0.3V (-3+10dB)
21	○	○	○	Common ground (plug, shield)	

○ Connected ● Not Connected (open) * at 20Hz - 20kHz

Rear Connection Panel



Side Connection Panel



S-Video socket

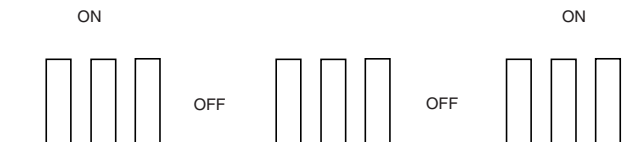
S Video socket pin configuration		
Pin No	Signal	Signal Level
1	Ground	-
2	Ground	-
3	Y (S signal) input	1V +/- 3dB 75ohm, positive Sync. 0.3V -3 +10dB
4	C (S signal) input	0.3V +/- 3dB 75ohm, positive Sync.

AT2X SELF DIAGNOSTIC SOFTWARE

The identification of errors within the AT2X chassis is triggered in one of two ways :- 1: Busy or 2: Device failure to respond to IIC. In the event of one of these situations arising the software will first try to release the bus if busy (Failure to do so will report with a continuous flashing LED) and then communicate with each device in turn to establish if a device is faulty. If a device is found to be faulty the relevant device number will be displayed through the LED (Series of flashes which must be counted).

Flash Timing Example : e.g. error number 3

SiBy LED

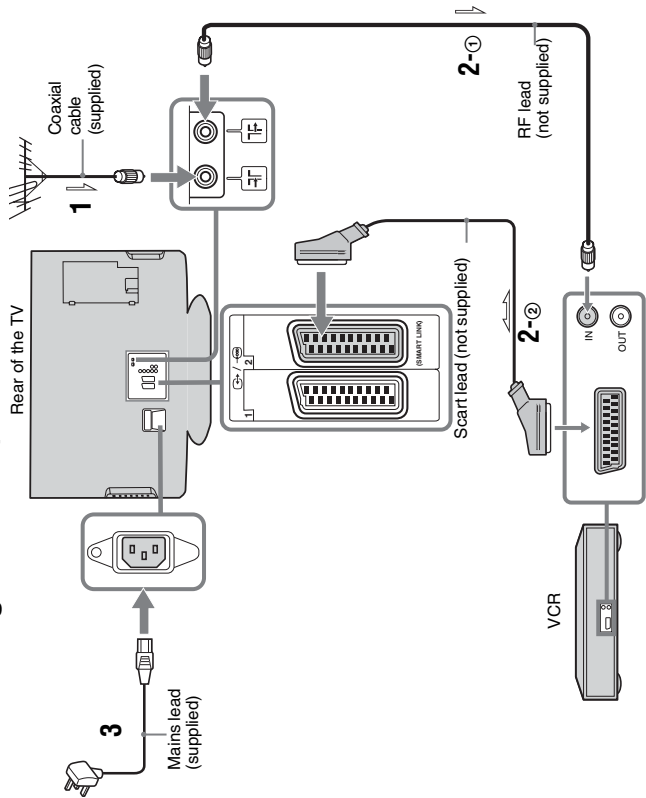


LED Error Code

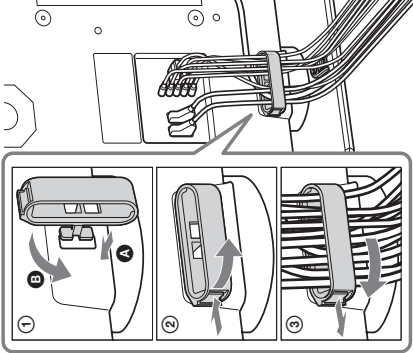
LED ERROR CODE	ERROR DESCRIPTION
01	Sub Woofer Detection
02	Temperature Error
03	Main Power Voltage Error
04	Fan Error
05	PixelWorks Communication Error
06	Voltage Error (3.3V and/or 5V)
07	Audio Amp Protection
08	Panel 5V Error
09	Backlight Error/Panel Alarm
10	Power Supply Protection
11	Over Voltage Protection
12	IIC B Clock Error
13	IIC D(Painter) Clock Error
14	IIC A(NVM) Clock Error
15	IIC 0 400k Clock Error

SECTION 1 GENERAL

3: Connecting an aerial/VCR



- 1 Connect your aerial to the socket on the rear of the TV.
If connecting to an aerial only
Go to step 3.
- 2 Connect your VCR.
 - ① Connect the socket on the rear of the TV to the input socket on your VCR with the RF lead.
 - ② Connect the scart socket on your VCR to the 2 scart socket on the rear of the TV with a scart lead.
- 3 Connect the supplied mains lead to the AC IN socket on the rear of the TV.



- 2 Connect your VCR.
 - ① Connect the socket on the rear of the TV to the input socket on your VCR with the RF lead.
 - ② Connect the scart socket on your VCR to the 2 scart socket on the rear of the TV with a scart lead.
- 3 Connect the supplied mains lead to the AC IN socket on the rear of the TV.
Note
Do not connect the mains lead to your mains socket until all connections are complete.
- 4 Bundle the cable
 - ① Attach the cable holder to the rear of the TV (4), then turn the cable holder a quarter turn to the left (5).

6: Auto-tuning the TV

When you switch on the TV for the first time, a message confirming the TV start auto-tuning appears on the screen.
You must tune the TV to receive channels (TV broadcasts). Do the following to search and store all available channels.



- 1 Press OK to select "Yes".

The TV starts searching for all available digital channels, followed by all available analogue channels. This may take some time, please be patient and do not press any buttons on the TV or remote.

Once all available digital and analogue channels have been stored, the TV returns to normal operation, displaying the digital channel stored on channel number 1. If no digital channels are found, the analogue channel stored on channel 1 is displayed.

When a message appears for you to confirm the aerial connections
No digital or analogue channels are found. Check all the aerial connections and press OK to start auto-tuning again.
- 2 When the Programme Sorting menu appears on the screen, follow steps 2 to 3 of "Programme Sorting (Analogue mode only)" (page 29).

If you do not change the order in which the analogue channels are stored on the TV, go to step 3.
- 3 Press MENU to exit.

The TV has now tuned in all the available channels.



Checking the Digital Electronic Programme Guide (EPG) DV3

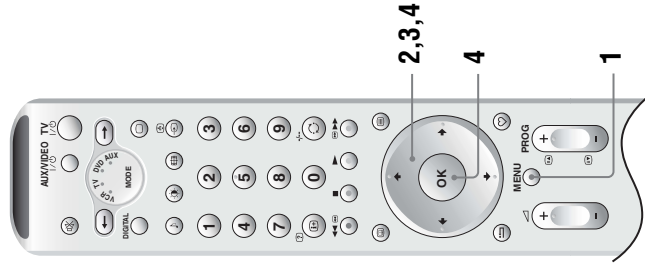
Channel	Time	Programme	EPG
1	19:00	News	1
2	19:00	News	2
3	19:00	News	3
4	19:00	News	4
5	19:00	News	5
6	19:00	News	6
7	19:00	News	7
8	19:00	News	8
9	19:00	News	9
10	19:00	News	10
11	19:00	News	11
12	19:00	News	12
13	19:00	News	13
14	19:00	News	14
15	19:00	News	15
16	19:00	News	16
17	19:00	News	17
18	19:00	News	18
19	19:00	News	19
20	19:00	News	20
21	19:00	News	21
22	19:00	News	22
23	19:00	News	23
24	19:00	News	24
25	19:00	News	25
26	19:00	News	26
27	19:00	News	27
28	19:00	News	28
29	19:00	News	29
30	19:00	News	30
31	19:00	News	31
32	19:00	News	32
33	19:00	News	33
34	19:00	News	34
35	19:00	News	35
36	19:00	News	36
37	19:00	News	37
38	19:00	News	38
39	19:00	News	39
40	19:00	News	40
41	19:00	News	41
42	19:00	News	42
43	19:00	News	43
44	19:00	News	44
45	19:00	News	45
46	19:00	News	46
47	19:00	News	47
48	19:00	News	48
49	19:00	News	49
50	19:00	News	50
51	19:00	News	51
52	19:00	News	52
53	19:00	News	53
54	19:00	News	54
55	19:00	News	55
56	19:00	News	56
57	19:00	News	57
58	19:00	News	58
59	19:00	News	59
60	19:00	News	60
61	19:00	News	61
62	19:00	News	62
63	19:00	News	63
64	19:00	News	64
65	19:00	News	65
66	19:00	News	66
67	19:00	News	67
68	19:00	News	68
69	19:00	News	69
70	19:00	News	70
71	19:00	News	71
72	19:00	News	72
73	19:00	News	73
74	19:00	News	74
75	19:00	News	75
76	19:00	News	76
77	19:00	News	77
78	19:00	News	78
79	19:00	News	79
80	19:00	News	80
81	19:00	News	81
82	19:00	News	82
83	19:00	News	83
84	19:00	News	84
85	19:00	News	85
86	19:00	News	86
87	19:00	News	87
88	19:00	News	88
89	19:00	News	89
90	19:00	News	90
91	19:00	News	91
92	19:00	News	92
93	19:00	News	93
94	19:00	News	94
95	19:00	News	95
96	19:00	News	96
97	19:00	News	97
98	19:00	News	98
99	19:00	News	99
100	19:00	News	100

Digital Electronic Programme Guide (EPG)

To	Do this
Turn off the EPG	Press [OFF] .
Move through the EPG	Press ↑/↓/←/→ .
Display the previous or next six channels	Press the red (previous) or green (next) button.
Watch a current programme	Press OK while the current programme is selected.
Sort the programme information by category – Category list	<ol style="list-style-type: none"> Press the blue button. Press ↑/↓/←/→ to select a category. The category name is displayed on the side. The categories available include: <ul style="list-style-type: none"> Favourite Contains all the channels that have been stored in the Favourite list (page 18). All categories Contains all available channels. News Contains all news channels. Press OK. <p>The Digital Electronic Programme Guide (EPG) now only displays the current programmes from the category selected.</p>
Set a programme to be recorded – Timer REC	<ol style="list-style-type: none"> Press ↑/↓/←/→ to select the future programme you want to record. Press OK. Press ↑/↓ to select "Timer REC". Press OK to set the TV and your VCR timers. <ul style="list-style-type: none"> A [TV] symbol appears by that programme's information. The [TV] indicator on the TV (front) lights up. <p>Notes</p> <ul style="list-style-type: none"> You can set VCR timer recording on the TV only for Smartlink compatible VCRs. If your VCR is not Smartlink compatible, a message will be displayed to remind you to set your VCR timer. Once a recording has begun, you can switch the TV to standby mode, but do not switch off the TV completely or the recording may be cancelled.

Using the Menu

Navigating through menus



- Press MENU to display the menu.
- Press **↑/↓** to select a menu icon.
- Press **↑/↓/←/→** to select an option.
- Press **↑/↓/←/→** to change/set the setting, then press OK.
To exit the menu, press MENU.
To return to the last display, press **←**.

Viewing pictures from connected equipment

Switch on the connected equipment, then perform one of the following operation.

For equipment connected to the scart sockets using a fully-wired 21-pin scart lead

Start playback on the connected equipment. The picture from the connected equipment appears on the screen.

For an auto-tuned VCR (page 11)

In analogue mode, press PROG +/-, or the number buttons, to select the video channel.

For other connected equipment

Press **→/←** repeatedly until the correct input symbol (see below) appears on the screen.

→/←/1, →/2/→/2:

Audio/video or RGB input signal through the scart socket **→/←/1** or **2**. **→/←** appears only if an RGB source has been connected.

→/←/3:

Component input signal through the Y, Pb/Cb, Pr/Cr sockets **→/←/3**, and audio input signal through the L/G/S/I, R/D/D/D sockets **→/←/3**.

→/←/4:

Digital audio/video signal is input through the HDMI IN 4 socket. Audio input signal is analogue only if the equipment has been connected using the DVI and audio out socket.

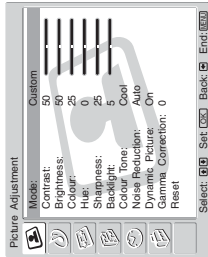
→/←/5/S/→/5:

Video input signal through the video socket **→/←/5**, and audio input signal through the audio socket L/G/S/I (MONO). R/D/D/D sockets **→/←/5**. **S/→/5** appears only if the equipment is connected to the S video socket **S/→/5** instead of the video socket **→/←/5**, and S video input signal is input through the S video socket **S/→/5**.

Additional operations

To	Do this
Return to the normal TV operation	Press DIGITAL or [TV] .
Access the Input signal index table	Press OK to access the Input signal index table. (Then, only in analogue mode, press →/← .) To select an input source, press ↑/↓ , then press OK.

Picture Adjustment menu



You can select the options listed below on the Picture Adjustment menu. To select options, see “Navigating through menus” (page 19).

Tip

When you set “Mode” to “Vivid” or “Standard”, you can adjust only “Mode”, “Contrast”, “Colour Tone”, “Noise Reduction”, and “Reset”.

Mode

Selects the picture mode.

- 1 Press OK to select “Mode”.
- 2 Press \uparrow/\downarrow to select one of the following picture modes, then press OK.
Vivid: For enhanced picture contrast and sharpness.
Standard: For standard picture. Recommended for home entertainment.
Custom: Allows you to store your preferred settings.

Tip

You can also change the picture mode by pressing \odot repeatedly.

Contrast/Brightness/Colour/Hue/Sharpness/Backlight

- 1 Press OK to select the option.
- 2 Press \leftarrow/\rightarrow to set the level, then press OK.

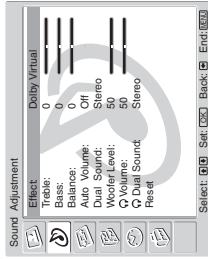
Tip

“Hue” can only be adjusted for an NTSC colour signal (e.g., U.S.A. video tapes).

Colour Tone

- 1 Press OK to select “Colour Tone”.
- 2 Press \uparrow/\downarrow to select one of the following, then press OK.
Cool: Gives the white colours a blue tint.
Neutral: Gives the white colours a neutral tint.
Warm: Gives the white colours a red tint.

Sound Adjustment menu



You can select the options listed below on the Sound Adjustment menu. To select options, see “Navigating through menus” (page 19).

Effect (sound effect)

- 1 Press OK to select “Effect”.
- 2 Press \uparrow/\downarrow to select one of the following sound effects, then press OK.
Off: Flat response.
Natural: Enhances clarity, detail, and sound presence by using “BBE High Definition Sound System”¹.
Dynamic: Intensifies clarity and sound presence for better intelligibility and musical realism by using the “BBE High Definition Sound System”.
Dolby Virtual²: Uses the TV speakers to simulate the surround effect produced by a multi channel system.

Tips

- You can also change sound effect by pressing \odot repeatedly.
- If you set “Auto Volume” to “On”, “Dolby Virtual” is automatically set to “Natural”.

¹ Licensed by BBE Sound, Inc. under USP4638258, 4482866. “BBE” and BBE symbol are trademarks of BBE Sound, Inc.

² Manufactured under licence from Dolby Laboratories. “Dolby” and the double-D DD are trademarks of Dolby Laboratories.

Treble/Bass/Balance

Adjusts higher-pitched sounds (Treble), adjusts lower-pitched sounds (Bass), and emphasizes left or right speaker balance (Balance).

- 1 Press OK to select the option.
- 2 Press \leftarrow/\rightarrow to set the level, then press OK.

Auto Volume

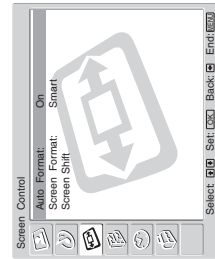
Keeps a constant volume level even when volume level gaps occur (e.g., adverts tend to be louder than programmes).

- 1 Press OK to select “Auto Volume”.
- 2 Press \uparrow/\downarrow to select “On”, then press OK.

Tip

If you set “Effect” to “Dolby Virtual”, “Auto Volume” will automatically be switched to “Off”.

Screen Control menu



You can select the options listed below on the Screen Control menu. To select options, see "Navigating through menus" (page 19).

Auto Format

Automatically changes the screen format according to the broadcast signal.

- 1 Press OK to select "Auto Format".
- 2 Press \uparrow/\downarrow to select "On", then press OK.
To keep your setting, select "Off".

Tips

- Even if you have selected "On" or "Off" in "Auto Format", you can always modify the format of the screen by pressing \uparrow/\downarrow repeatedly.
- "Auto Format" is available for PAL and SECAM signals only.

Screen Format

For details about the screen format, see page 15.

- 1 Press OK to select "Screen Format".
- 2 Press \uparrow/\downarrow to select "Smart", "4:3", "14:9", "Zoom" or "Wide" (see page 15 for details), then press OK.

Screen Shift

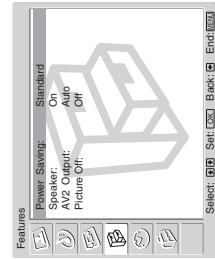
Adjusts the position of the picture for each screen format.

- 1 Press OK to select "Screen Shift".
- 2 Press \uparrow/\downarrow to select one of the following, then press OK.
V Shift: Adjusts the vertical picture position.
H Shift: Adjusts the horizontal picture position.
Reset: Resets to the factory settings. Instead of step 3, press \uparrow/\downarrow to select "OK", then press OK.
- 3 Press \uparrow/\downarrow (for vertical picture position) or \leftarrow/\rightarrow (for horizontal picture position), then press OK.

Tip

When "Screen Format" is set to "4:3" or "Wide", "V Shift" cannot be adjusted.

Features menu



You can select the options listed below on the Features menu. To select options, see "Navigating through menus" (page 19).

Power Saving

Reduces the power consumption of the TV.

- 1 Press OK to select "Power Saving".
- 2 Press \uparrow/\downarrow to select "Reduce", then press OK.

Speaker

Switches on/off the TV's internal speakers.

- 1 Press OK to select "Speaker".
- 2 Press \uparrow/\downarrow to select "On" or "Off", then press OK.

On: The sound of the TV is output through the TV's speakers.

Off: The sound of the TV is output through the external audio equipment connected to the audio output sockets G .

AV2 Output

Sets a signal to be output through the socket labelled G on the rear of the TV. If you connect a VCR or other recording equipment to the G socket, you can then record from the equipment connected to other sockets of the TV.

- 1 Press OK to select "AV2 Output".
- 2 Press \uparrow/\downarrow to select one of the following, then press OK.

Auto: Outputs whatever is being viewed on the screen.

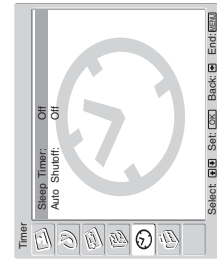
TV Analog: Outputs an analogue broadcast.

TV Digital: Outputs a digital broadcast.

AV1: Outputs signals from equipment connected to the G socket.

AV5: Outputs signals from equipment connected to the G socket.

Timer menu



You can select the options listed below on the Timer menu. To select options, see "Navigating through menus" (page 19).

Sleep Timer

Sets a period of time after which the TV automatically switches itself into standby mode.

- 1 Press OK to select "Sleep Timer".
- 2 Press \uparrow/\downarrow to select the desired time period ("30min"/"60min"/"90min"/"120min"), then press OK.

The \odot (Timer) indicator on the TV (front) lights up in orange.

Tips

- If you switch off the TV and switch it on again, "Sleep Timer" is reset to "Off".
- "Sleep timer will end soon. Power will be turned off." appears on the screen one minute before the TV switches to standby mode.
- If you press \odot , the remaining time in minutes before the TV switches to standby mode is displayed on the screen.

Auto Shutoff

Sets the TV to switch to standby mode automatically when you select the input source and there is no input signal from connected equipment.

In TV mode, this Auto Shutoff function is always set to "On".

- 1 Press OK to select "Auto Shutoff".
- 2 Press \uparrow/\downarrow to select "On", then press OK.

Set Up menu



You can select the options listed below on the Set Up menu. To select options, see "Navigating through menus" (page 19).

Auto Start Up

Starts the "first time operation menu" to tune in all available digital and analogue channels. Usually, you do not need to do this operation because the channels will have been already tuned when the TV was first installed (page 13). However, this option allows you to repeat the process (e.g., to retune the TV after moving house, or to search for new channels that have been launched by broadcasters).

- 1 Press OK to select "Auto Start Up".
- 2 Press OK to select "Yes".
The auto-tune display appears on the screen.
- 3 Follow steps 1 to 3 of "6: Auto-tuning the TV" (page 13).

Auto Tuning (Analogue mode only)

Tunes in all the available analogue channels.

Usually you do not need to do this operation because the channels are already tuned when the TV was first installed (page 13). However, this option allows you to repeat the process (e.g., to retune the TV after moving house, or to search for new channels that have been launched by broadcasters).

- 1 Press OK to select "Auto Tuning".
- 2 Follow step 1 of "6: Auto-tuning the TV" (page 13).
When all available analogue channels have been tuned, the TV returns to normal operation.

Programme Sorting (Analogue mode only)

Changes the order in which the analogue channels are stored on the TV.

- 1 Press OK to select "Programme Sorting".
- 2 Press \uparrow/\downarrow to select the channel you want to move to a new position, then press OK.
- 3 Press \uparrow/\downarrow to select the new position for your channel, then press OK.
Repeat the procedure in steps 2 and 3 to move other channels if required.

Programme Labels (Analogue mode only)

Assigns a channel name of your choice up to five letters or numbers. The name will be displayed briefly on the screen when the channel is selected. (Names for channels are usually taken automatically from Analogue Text (if available).)

- 1 Press **OK** to select "Programme Labels".
- 2 Press **↑/↓** to select the channel you want to name, then press **OK**.
- 3 Press **↑/↓/←/→** to select the desired letter or number ("□" for a blank space), then press **OK**.

If you input a wrong character

Press **↑/↓/←/→** to select **□/□** and press **OK** repeatedly until the wrong character is selected. Then, press **↑/↓/←/→** to select the correct character and press **OK**.

- 4 Repeat the procedure in step 3 until the name is complete.

- 5 Press **↑/↓/←/→** to select "End", then press **OK**.

AV Preset

Do the following options.

- 1 Press **OK** to select "AV Preset".
- 2 Press **↑/↓** to select the desired input source, then press **OK**.
- 3 Press **↑/↓** to select the desired option below, then press **OK**.

Option	Description
Label	Assigns a name to any equipment connected to the side and rear sockets. The name will be displayed briefly on the screen when the equipment is selected. Press ↑/↓ to select one of the following, then press OK . Equipment labels: Uses one of these preset labels. Edit: Creates your own label. Follow steps 3 to 5 of "Programme Labels" (page 30).
Skip	Skips an input source that is not connected to any equipment when you press ↑/↓ to select the input source. After selecting this option, press OK .

Manual Programme Preset (Analogue mode only)

Before selecting "Label"/"AFT"/"Audio Filter"/"Skip"/"ATT", press **PROG +/−** to select the programme number with the channel. You cannot select a programme number that is set to skip (page 32).

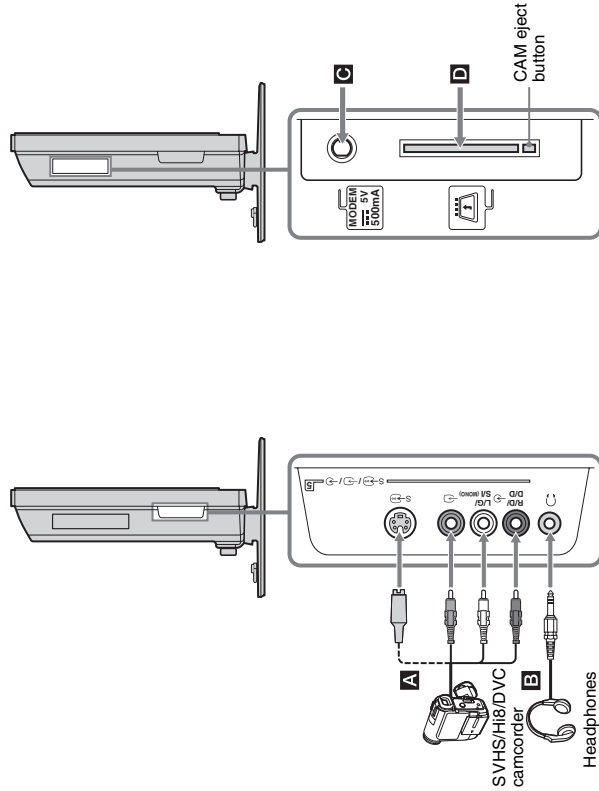
- 1 Press **OK** to select "Manual Programme Preset".
- 2 Press **↑/↓** to select one of the following options, then press **OK**.

Using Optional Equipment

Connecting optional equipment

You can connect a wide range of optional equipment to your TV. Connecting cables are not supplied.

Connecting to the TV (side)



To connect	Do this
SVHS/H8/DVC camcorder A	Connect to the S video socket S → 5 or the video socket → 5 . To avoid picture noise, do not connect the camcorder to the video socket → 5 and the S video socket S → 5 at the same time. If you connect mono equipment, connect to the L/G/S/I socket → 5 , and set "Dual Sound" to "A" (page 24).
Headphones B	Connect to the ⌂ socket to listen to sound from the TV on headphones.
Modem connector C	For future use only.
Conditional Access Module (CAM) D	To use Pay Per View services. For details, refer to the instruction manual supplied with your CAM. To use the CAM, press the eject button and remove the "dummy" card. When you do not use the CAM, we recommend that the "dummy" card be inserted and kept in the CAM slot.

Additional Information

Specifications

Display Unit

Power Requirements:
220–240 V AC, 50 Hz

Screen Size:
26 inches
Approx. 66 cm measured diagonally

Display Resolution:
1,366 dots (horizontal) × 768 lines (vertical)

Power Consumption:
115 W
Standby Power Consumption:
0.5 W or less

Dimensions (w × h × d):
Approx. 674.8 × 511.5 × 308.2 mm (with stand)
Approx. 674.8 × 427.7 × 103 mm (without stand)

Mass:
Approx. 18.5 kg (with stand)
Approx. 14.5 kg (without stand)

Panel System

LCD (Liquid Crystal Display) Panel

TV System

I

Colour System

PAL, SECAM
NTSC 3.58, 4.43 (only Video In)
MPEG-2 MP@ML

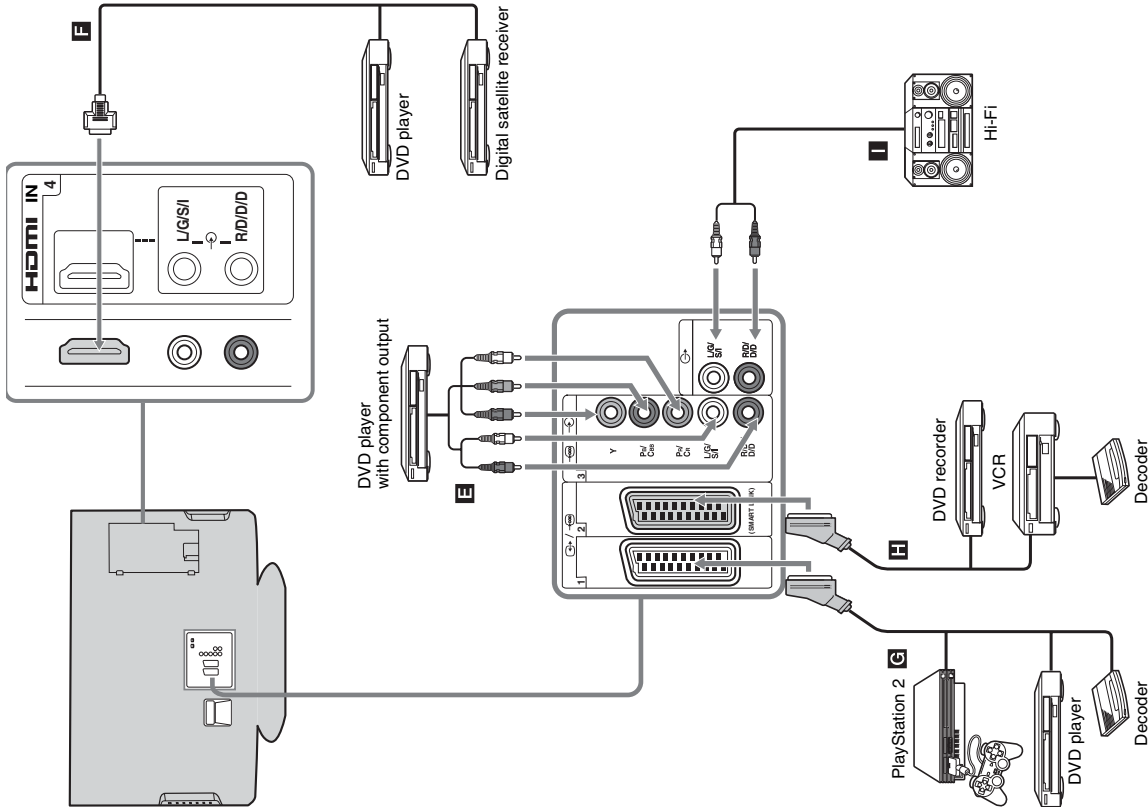
Aerial

75 ohm external terminal for VHF/UHF

Channel Coverage

I: UHF B21–B69

Connecting to the TV (rear)



Terminals

1
21-pin Smart connector (CENELEC standard) including audio/video input, RGB input, and TV audio/video output.

2 (SMARTLINK)
21-pin Smart connector (CENELEC standard) including audio/video input, RGB input, selectable audio/video output, and SmartLink interface.

3
Y: 1 Vp-p, 75 ohms, 0.3V negative sync
Pb/Cb: 0.7 Vp-p, 75 ohms
Pr/Cr: 0.7 Vp-p, 75 ohms

3
Audio input (phono jacks)
500 mVrms

Impedance: 47 kilo ohms
HDMI IN 4

Video: 1080i, 720p, 576p, 576i, 480p, 480i
Audio: Two channel linear PCM
32, 44.1 and 48 kHz, 16, 20 and 24 bits,
or analogue audio input (phono jacks)

5 S video input (4-pin mini DIN)

5 Video input (phono jack)

5 Audio input (phono jacks)

Audio output (Left/Right) (phono jacks)

Headphones jack

CAM (Conditional Access Module) slot

MODEM

Modem jack (for future use only)

Sound Output

10 W + 10 W (RMS)

Supplied Accessories


- Remote RM-ED001 (1)
- Size AA batteries (R6 type) (2)
- Coaxial cable (1)
- Mains lead (Type BF) (1)
- Cable holder (1)
- Support belt (1) and screw (1)

Optional Accessories

- Wall-Mount Bracket SU-WL31
- TV stand SU-FF51



Design and specifications are subject to change without notice.

Troubleshooting

Check whether the  (standby) indicator is flashing in red.

When it is flashing





The self-diagnosis function is activated.







- Count how many  (standby) indicator flashes between each two second break.
For example, the indicator flashes three times, then there is a two second break, followed by another three flashes, etc.
- Press  on the TV (right side) to switch it off, disconnect the mains lead, and inform your dealer or Sony service centre of how the indicator flashes (number of flashes).

When it is not flashing

- Check the items in the tables below.
- If the problem still persists, have your TV serviced by qualified service personnel.

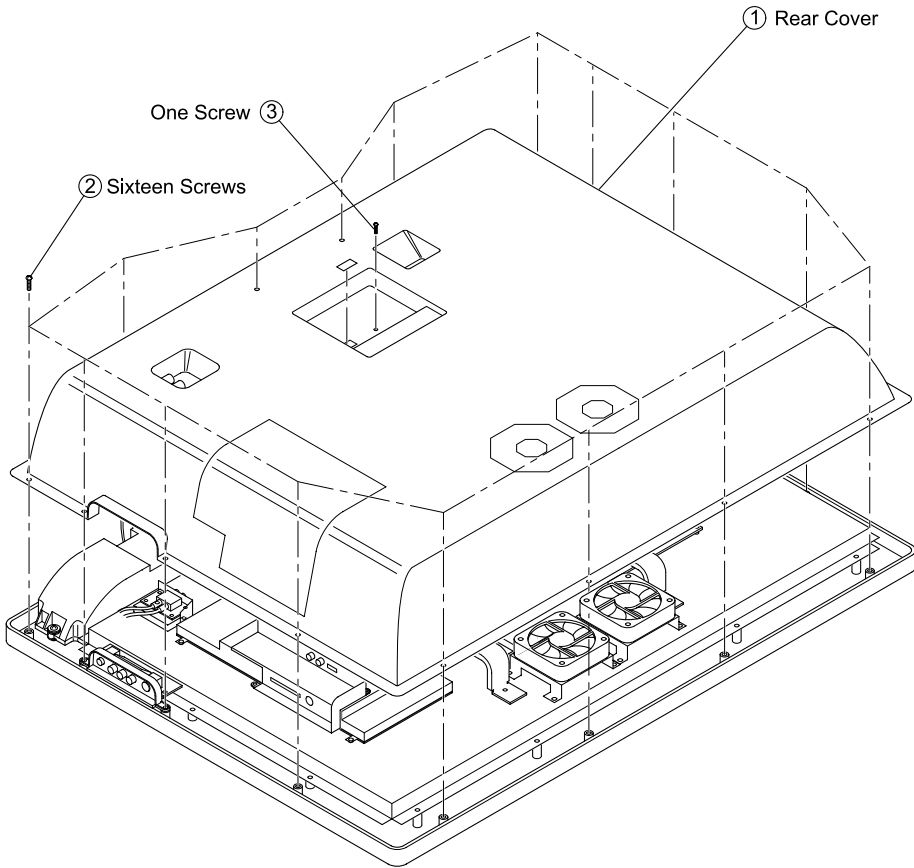
Picture

Problem	Cause/Remedy
No picture (screen is dark) and no sound	<ul style="list-style-type: none"> Check the aerial connection. Connect the TV to the mains, and press  on the TV (right side). If the  (standby) indicator lights up in red, press TV .
No picture or no menu information from equipment connected to the scart connector	<ul style="list-style-type: none"> Check that the optional equipment is on and press  repeatedly until the correct input symbol is displayed on the screen. Check the connection between the optional equipment and the TV.
Distorted picture	<ul style="list-style-type: none"> Check if any connected optional equipment is installed in front of the TV or beside the TV. When installing optional equipment, leave some space between the optional equipment and the TV. When changing programmes or selecting digital/analogue Text, turn off any equipment connected to the scart connector on the rear of the TV.
Double images or ghosting	<ul style="list-style-type: none"> Check aerial/cable connections. Check the aerial location and direction.
Only snow and noise appear on the screen	<ul style="list-style-type: none"> Check if the aerial is broken or bent. Check if the aerial has reached the end of its serviceable life (three to five years in normal use, one to two years at the seaside).
Picture (dotted lines or stripes) noise	<ul style="list-style-type: none"> Keep the TV away from electrical noise sources such as cars, motorcycles, or hair-dryers. Make sure that the aerial is connected using the supplied coaxial cable. Keep the aerial cable away from other connecting cables. Do not use a 300-ohm twin lead cable as interference may occur.
Picture noise when viewing a TV channel	<ul style="list-style-type: none"> Select "Manual Programme Preset" in the "Set Up" menu and adjust "AFT" (Automatic Fine Tuning) to obtain better picture reception (page 31). Select "Noise Reduction" in the "Picture Adjustment" menu to reduce the noise in the picture (page 22).
Stripe noise during playback/recording of a VCR	<ul style="list-style-type: none"> Video head interference. Keep your VCR away from the TV. Leave a space of 30 cm between your VCR and the TV to avoid noise. Avoid installing your VCR in front of the TV or beside the TV.
Some tiny black points and/or bright points on the screen	<ul style="list-style-type: none"> The picture of a display unit is composed of pixels. Tiny black points and/or bright points (pixels) on the screen do not indicate a malfunction.

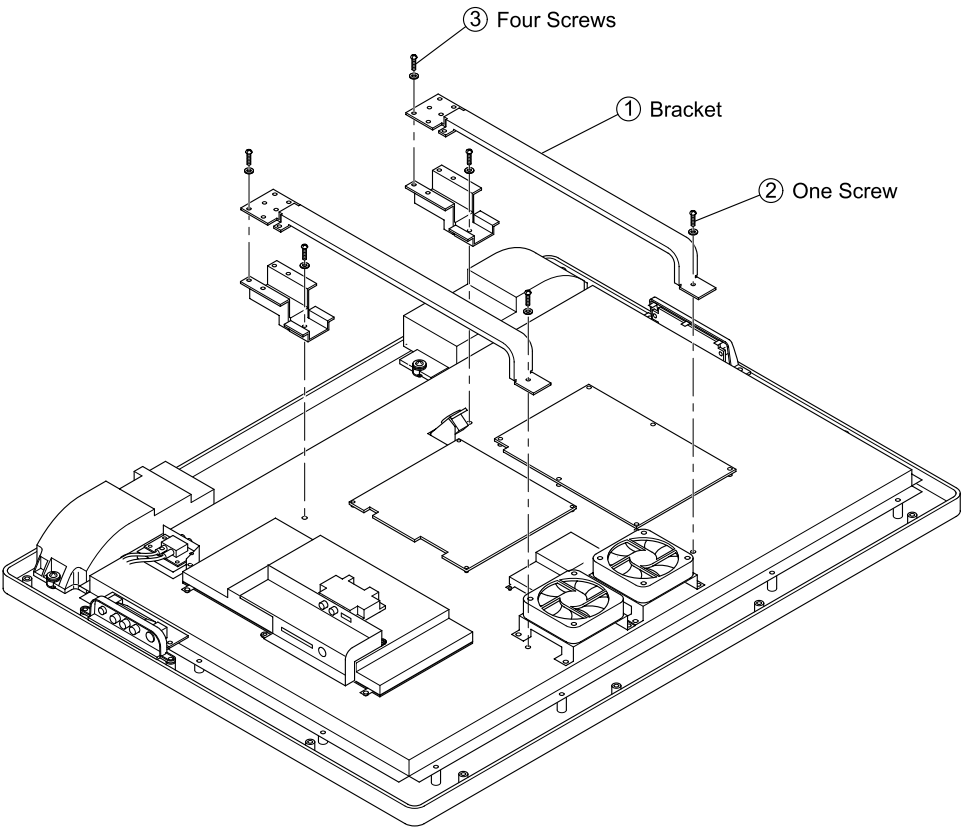
Problem	Cause/Remedy
No colour on programmes	<ul style="list-style-type: none"> Select "Reset" in the "Picture Adjustment" menu to return to the factory settings (page 22).
No colour or irregular colour when viewing a signal from the Y, Pb/Cb, Pr/Cr jacks of  3	<ul style="list-style-type: none"> Check the connection of the Y, Pb/Cb, Pr/Cr jacks of 3. Make sure that the Y, Pb/Cb, Pr/Cr jacks of 3 are firmly seated in their respective sockets.
Sound	
Problem	Cause/Remedy
No sound, but good picture	<ul style="list-style-type: none"> Press  +/- or  (Mute). Check that "Speaker" is set to "On" in the "Features" menu (page 26).
Noisy sound	<ul style="list-style-type: none"> See the "Picture noise" causes/remedies on page 40.
Audio distortion	<ul style="list-style-type: none"> See "Audio Filter" on page 31.
Channels	
Problem	Cause/Remedy
The desired channel cannot be selected	<ul style="list-style-type: none"> Switch between digital and analogue mode and select the desired digital/analogue channel.
Some channels are blank	<ul style="list-style-type: none"> Scrambled/Subscription only channel. Subscribe to the Pay Per View service. Channel is used only for data (no picture or sound). Contact the broadcaster for transmission details.
Digital channel is not displayed	<ul style="list-style-type: none"> Check that the aerial is plugged directly into the TV (not through other equipment). Contact a local installer to find out if digital transmissions are provided in your area. Upgrade to a higher gain aerial.
General	
Problem	Cause/Remedy
The TV turns off automatically (the TV enters standby mode)	<ul style="list-style-type: none"> Check if the Sleep Timer function is activated (page 28). Check if the Auto Shutoff is activated (page 28). If no signal is received or no operation is performed in the TV mode for 10 minutes, the TV automatically switches to standby mode.
Some input sources cannot be selected	<ul style="list-style-type: none"> Select "AV Preset" in the "Set Up" menu and cancel "Skip" of the input source (page 30).
The remote does not function	<ul style="list-style-type: none"> Check that the remote is set correctly for the equipment you are using. If the remote does not operate the equipment even when the remote has been set correctly to equipment, enter the necessary code set as explained in "Programming the remote" (page 37). Replace the batteries.
The  (standby) indicator flashes	<ul style="list-style-type: none"> Digital programme is set for "Timer REC". For details, see "Checking the Digital Electronic Programme Guide (EPCG)" on page 16.

SECTION 2 DISASSEMBLY

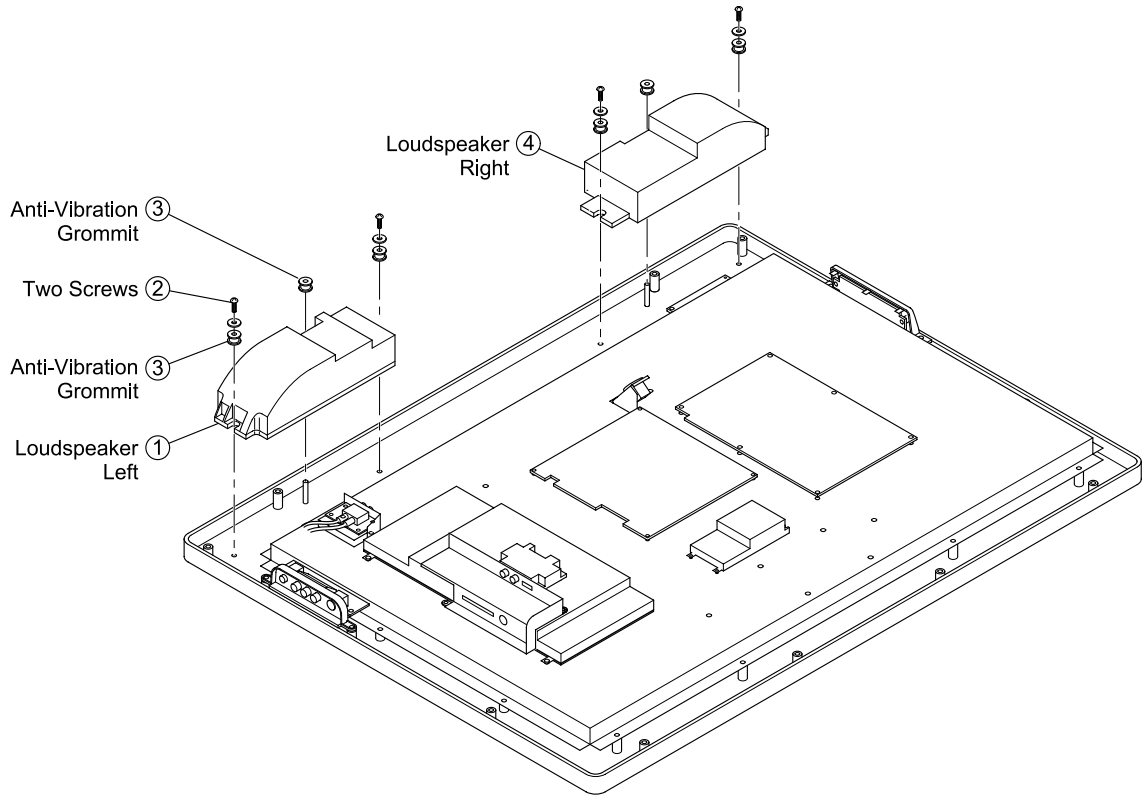
2-1. REAR COVER REMOVAL



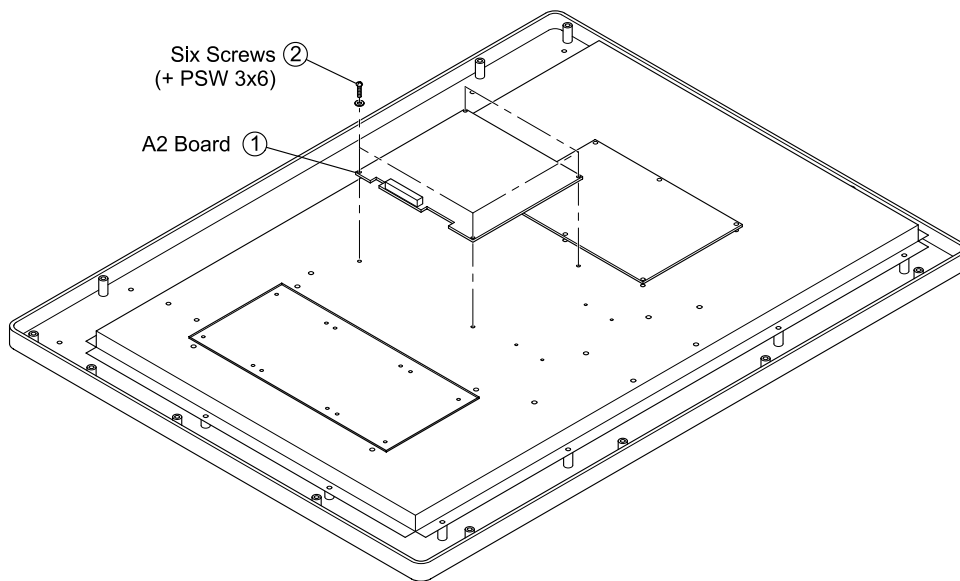
2-2. BRACKET REMOVAL



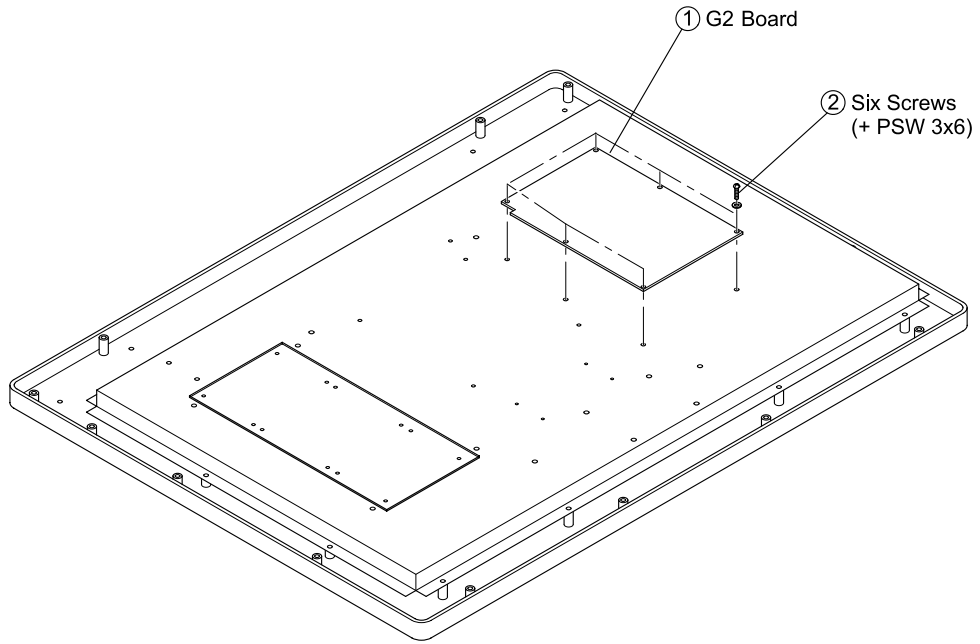
2-3. LOUDSPEAKER REMOVAL



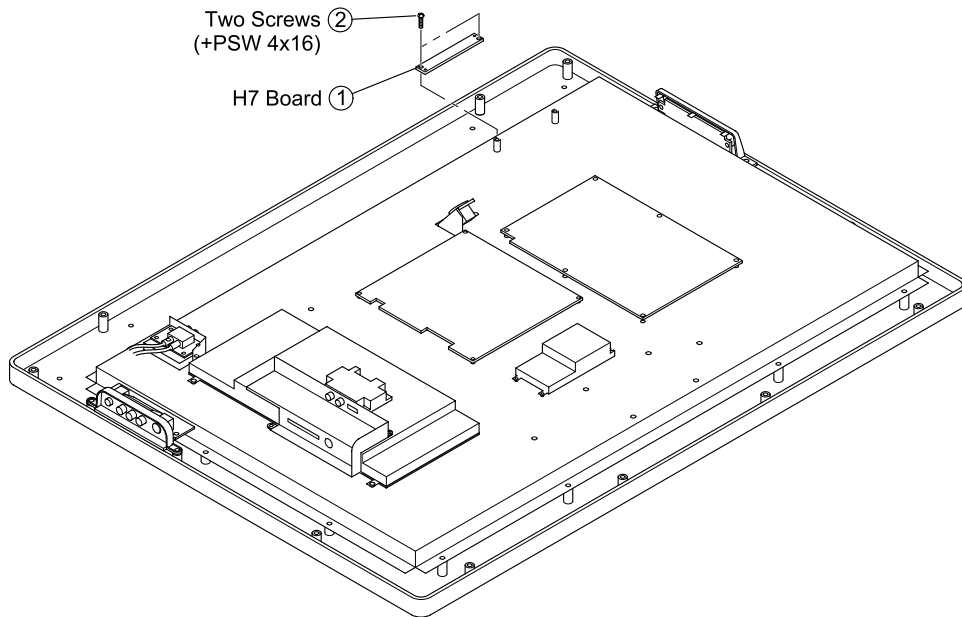
2-4. A1 BOARD REMOVAL (KLV-V26A10E/KDL-V26A12U) A2 BOARD REMOVAL (KLV-V32A10E/KDL-V32A12U)



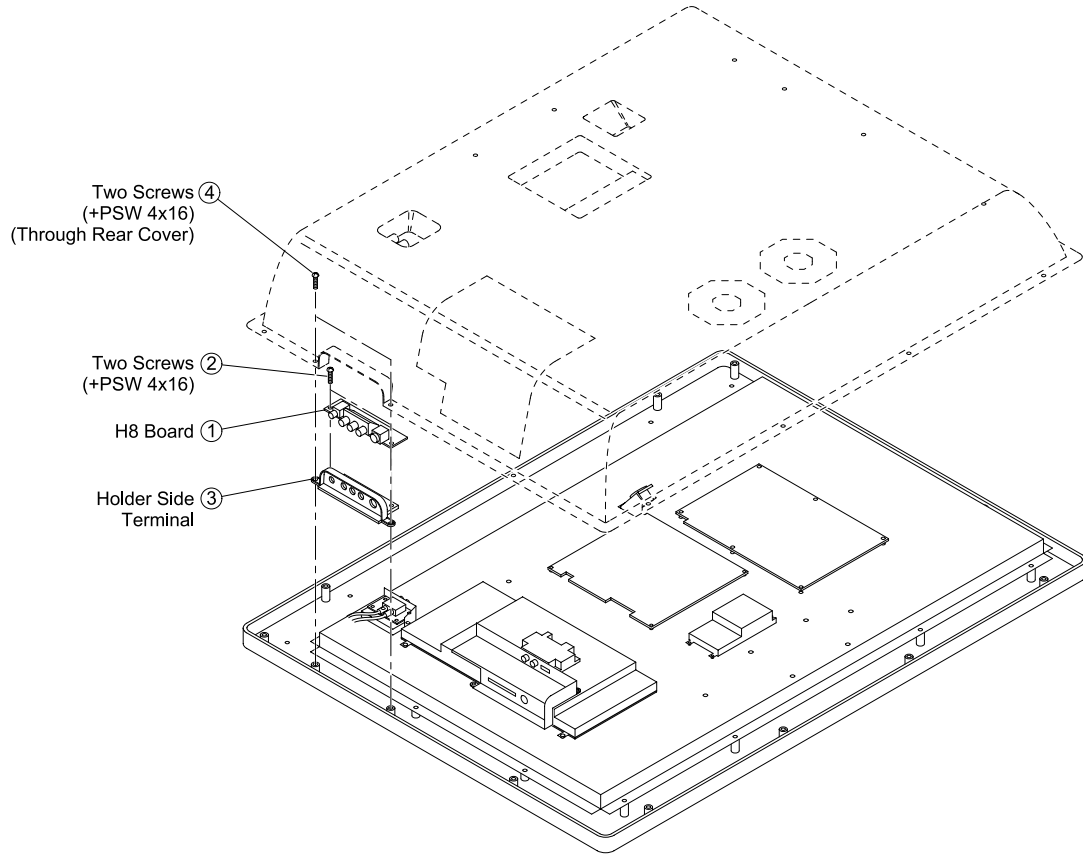
2-5. G2 BOARD REMOVAL



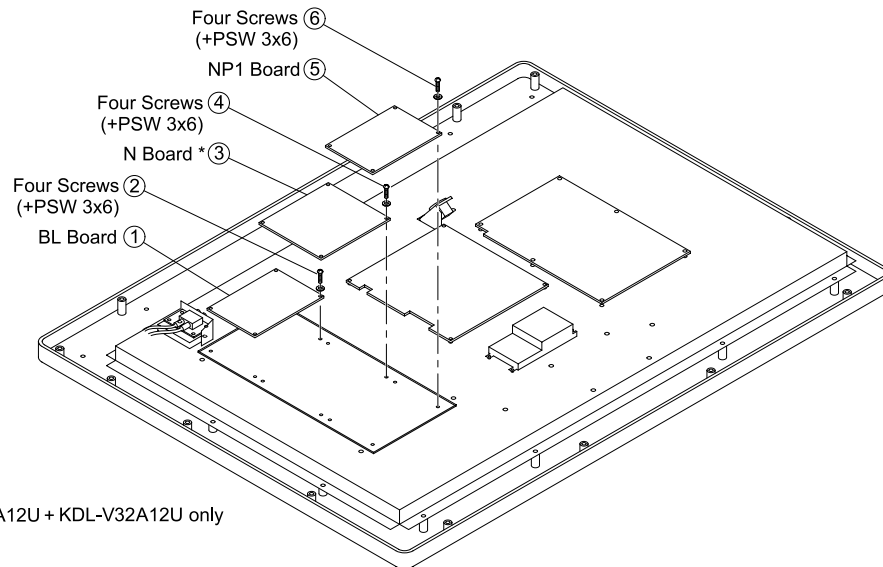
2-6. H7 BOARD REMOVAL



2-7. H8 BOARD REMOVAL

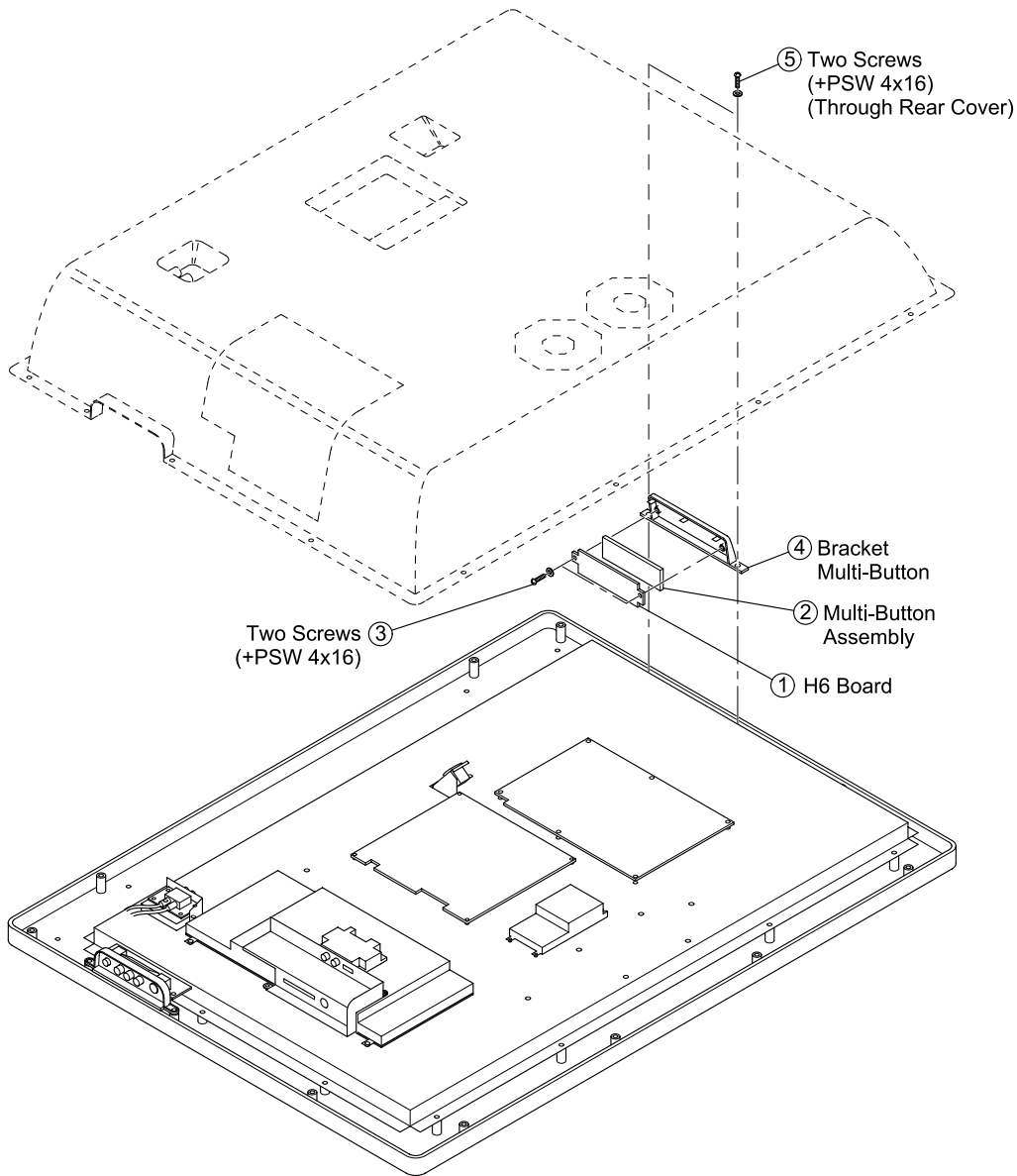


2-8. BL, N and NP1 BOARD REMOVAL




* KDL-V26A12U + KDL-V32A12U only

2-9. H6 BOARD REMOVAL




2-10.SERVICE POSITION

1. Lay TV set flat and remove the rear cover (See 2-1.). Ensure screen is shielded from damage by laying on protective material.
2. Disassemble the foot from the TV set by removing the four screws circled.




3. Remove the main brackets (See 2-2.)
4. Disconnect the harnesses connected to boards beneath the main shield case (NP1, BL and N boards). Remove the main shield case.
5. Remove the NP1, BL and N boards (See 2-8.)
6. Remove the A1board (KLV-V26A10E/KDL-V26A12U) or the A2 board (KLV-V32A10E/KDL-V32A12U) (See 2-4.)
7. Re-fit the foot to the TV set and place the set back in a vertical position. Place a support of approx 35cm high as close as possible to the TV set as shown below.



8. Arrange the removed circuit boards as shown in the picture. Reconnect the interconnecting harnesses to the circuit boards.

Note: Two new cables are needed to connect the boards in the service position

Cable 1: Part Number: 9-948-020-73 G2 board CN6200, CN6203 to NP1 board CN5801, CN5802
Cable 2: Part Number: 9-948-020-72 N board CN3402 to A1/A2 board CN5105



9. The boards are now arranged properly in the service position. If access is required to the underside of the A1 board then an interface (IF) board is needed.




IF Board Side A

IF Board Side B

IF Board Part Number: 9-948-020-71

Using the IF board the A1 board can be mounted vertically as shown in the picture below.

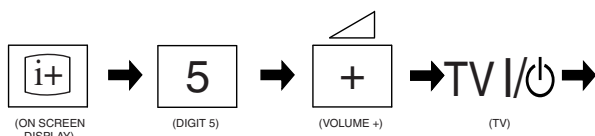


SECTION 3 SET-UP ADJUSTMENTS

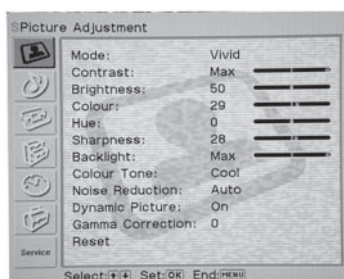
3-1. How to enter Service Mode

Service adjustments to this model can be performed using the supplied remote Commander RM-EA001 or RM-ED001.

1. Turn on the power to the TV set and enter into the stand-by mode.
2. Press the following sequence of buttons on the Remote Commander.



3. Press 'MENU' on the remote commander to obtain the following menu on the screen.



4. Move to the Service icon using the up or down arrow button on the remote commander
5. Press the right arrow button to enter into the required menu item.
6. Press the 'Menu' button on the Remote Commander to quit the Service Mode when all adjustments have been completed.

Note :

- After carrying out the service adjustments, to prevent the customer accessing the 'Service Menu' switch the TV set OFF and then ON.

3-2. Signal Level Adjustment (Also see 3-2(a))

3-2-1. Check AD (CCPX case) calibration registration items.(Also see 3-2-1(a))

This adjustment is done using ECS.

1. Select AV1 and input PAL signal.
2. Change the TV Picture Mode to 1 (Custom).
3. Set the following registration items.

TARGET_PW_IN_Y	215
ADJ_Y_DEADBAND	2
ADJ_Y_LOOPATTEN	10
TARGET_PW_IN_C	215
ADJ_C_DEADBAND	2
ADJ_C_LOOPATTEN	10
AD_ADJ_TIME_OUT	128

3-2-2.Y signal AD calibration of CCPX decode. (Also see 3-2-2(a))

1. Check "TIMING_INDEX"=5 (AV_CVBS_PAL).
2. Input 0 IRE black full field with burst.
3. Send "READ_PW_INPUT_Y" command from ECS.
4. Check that the detection value of "PW_INPUT_Y" is within the standard below.

ITEM	STANDARD
PW_INPUT_Y	16+-5

5. Input 100 IRE white full field with burst.
6. Send "ADJUST_Y_LEVEL_VIDEO" command from ECS. The CP13_CVBS_Y_LEV registration of the video range is adjusted automatically by this command. Adjustment value is also copied in to the proper NVM area.
7. Check that the detection value of "PW_INPUT_Y" is within the standard below.

ITEM	STANDARD
PW_INPUT_Y	215+-5

3-2-3.C signal AD calibration of CCPX decode. (Also see 3-2-3(a))

1. Check "TIMING_INDEX"=5 (AV_CVBS_PAL).
2. Input 0 IRE black full field with burst.
3. Send "READ_PW_INPUT_Y" command from ECS.
4. Check that the detection value of "PW_INPUT_Y" is within the standard below.

ITEM	STANDARD
PW_INPUT_CB	128+-5

5. Input blue full field with burst.
6. Send "ADJUST_C_LEVEL_VIDEO" command from ECS.

The CP14_CVBS_C_LEV registration of the video range is adjusted automatically by this command

Adjustment value is also copied in to the proper NVM area.

7. Check that the detection value of "PW_INPUT_CB" is within the standard below.

ITEM	STANDARD
PW_INPUT_CB	210+-2

8. Input red full field with burst.
9. Send "READ_PW_INPUT_CR" command from ECS.
10. Check that the detection value of "PW_INPUT_CR" is within the standard below.

ITEM	STANDARD
PW_INPUT_CR	210+-2

3-2-4. Check AD (Component case) calibration registration items.(Also see 3-2-4(a))

1. Connect component signal into Component input 575i signal.
2. Change the TV Picture Mode to 1 (Custom).
Component input is as follows:-
AV3: 26"
AV4: 32"/40"/42"/50"
3. Input 0 IRE black full field with burst into AV3.

3-2-5. Y signal AD calibration of component input (Also see 3-2-5(a))

1. Check "TIMING_INDEX"=24 (Component/575i).
2. Input 0 IRE black full field. (No burst).
3. Send "READ_PW_INPUT_Y" command from ECS.
4. Check that the detection value of "PW_INPUT_Y" is within the standard below.

ITEM	STANDARD
PW_INPUT_Y	16+-5

5. Input 100 IRE white full field with burst.
6. Send "ADJUST_Y_LEVEL_VIDEO" command from ECS.
The CP0A_CPNT_Y_LEV registration of the video range is adjusted automatically by this command
Adjustment value is also copied in to the proper NVM area.
7. Check that the detection value of "PW_INPUT_Y" is within the standard below.

ITEM	STANDARD
PW_INPUT_Y	215+-5

3-2-6. C signal AD calibration of component input (Also see 3-2-6(a))

1. Check "TIMING_INDEX"=24 (Component/575i).
2. Input 0 IRE black full field. (No burst).
3. Send "READ_PW_INPUT_CB" command from ECS.
4. Check that the detection value of "PW_INPUT_CB" is within the standard below.

ITEM	STANDARD
PW_INPUT_CB	128+-5

5. Input blue full field with burst.
6. Send "ADJUST_C_LEVEL_VIDEO" command from ECS.
The CP0B_CPNT_C_LEV registration of the video range is adjusted automatically by this command
Adjustment value is also copied in to the proper NVM area.
7. Check that the detection value of "PW_INPUT_Y" is within the standard below.

ITEM	STANDARD
PW_INPUT_CB	210+-2

8. Input red full field with burst.
9. Send "READ_PW_INPUT_CR" command from ECS.
10. Check that the detection value of "PW_INPUT_CR" is within the standard below.

ITEM	STANDARD
PW_INPUT_CR	210+-2

3-3. White Balance Adjustment (Also see 3-3(a))

This adjustment is done using ECS.

3-3-1. White Balance of Colour Temperature "Cool" (Also see 3-3-1(a))

1. Select AV1 and input a PAL 100% white full field CVBS signal.
2. Set the following registration items.

PICTURE_MODE	2(Custom)
COLORTONE	0(Cool)
CONTRAST	100(Max)
BRIGHTNESS	50(Center)
DYNA_PICT	0(Off)
DC_TRAN	0
GAMMA	0
U_BACKLIGHT	10(Max)
ECO_MODE	1(Standard)
DCI	0(Off)

3. Set data as in chart below.

R_DRIVE	128
G_DRIVE	128(Fix)
B_DRIVE	128
R_BKG	128
G_BKG	128
B_BKG	128

NOTE:

DO NOT SAVE.

4. Input 70 IRE SPECIAL gray full field signal into video input.
5. Adjust R_DRIVE and B_DRIVE until getting high light adjustment value below.

Official Color Temp: 12000K-6MPCD

	26" & 32"	Range
x	0.2728	0.6JND
y	0.2744	
Y	-	N/A

- Input 20 IRE SPECIAL gray full field signal into video input.
- Adjust R_BKG and B_BKG until getting low light adjustment value below.

Official Color Temp: 12000K-6MPCD

	26" & 32"	Range
x	0.2728	0.8JND
y	0.2744	
Y	-	N/A

- Repeat steps 2 to 7 until high and low light values are within specification.
- Do "Color Save".

3-3-2. White Balance of Colour Temperature "Neutral"(Also see 3-3-2(a))

- Select AV1 and input a PAL 100% white full field CVBS signal.
- Set the following registration items.

PICTURE_MODE	2(Custom)
COLORTONE	1(Mid)
CONTRAST	100(Max)
BRIGHTNESS	50(Center)
DYNA_PICT	0(Off)
DC_TRAN	0
GAMMA	0
U_BACKLIGHT	10(Max)
ECO_MODE	1(Standard)
DCI	0(Off)

- Set data as in chart below.

R_DRIVE	128
G_DRIVE	128(Fix)
B_DRIVE	128
R_BKG	128
G_BKG	128
B_BKG	128

NOTE:

DO NOT SAVE.

- Input 70 IRE SPECIAL gray full field signal into video input.
- Adjust R_DRIVE and B_DRIVE until getting high light adjustment value below.

Official Color Temp: 9300K-0MPCD

	26" & 32"	Range
x	0.2848	0.6JND
y	0.2932	
Y	-	N/A

- Input 20 IRE SPECIAL gray full field signal into video input.
- Adjust R_BKG and B_BKG until getting low light adjustment value below.

Official Color Temp: 9300K-0MPCD

	26" & 32"	Range
x	0.2848	0.8JND
y	0.2932	
Y	-	N/A

- Repeat steps 2 to 7 until high and low light values are within specification.
- Do "Color Save".

3-3-3. White Balance of Colour Temperature "Warm"(Also see 3-3-3(a))

- Select AV1 and input a PAL 100% white full field CVBS signal.
- Set the following registration items.

PICTURE_MODE	2(Custom)
COLORTONE	2(Warm)
CONTRAST	100(Max)
BRIGHTNESS	50(Center)
DYNA_PICT	0(Off)
DC_TRAN	0
GAMMA	0
U_BACKLIGHT	10(Max)
ECO_MODE	1(Standard)
DCI	0(Off)

- Set data as in chart below.

R_DRIVE	128
G_DRIVE	128(Fix)
B_DRIVE	128
R_BKG	128
G_BKG	128
B_BKG	128

NOTE:

DO NOT SAVE.

- Input 70 IRE SPECIAL gray full field signal into video input.
- Adjust R_DRIVE and B_DRIVE until getting high light adjustment value below.

Official Color Temp: 8000K-0MPCD

	26" & 32"	Range
x	0.2952	0.6JND
y	0.3047	
Y	-	N/A

6. Input 20 IRE SPECIAL gray full field signal into video input.
7. Adjust R_BKG and B_BKG until getting low light adjustment value below.

Official Color Temp: 8000K-0MPCD

	26" & 32"	Range
x	0.2952	0.8JND
y	0.3047	
Y	-	N/A

8. Repeat steps 2 to 7 until high and low light values are within specification.
9. Do "Color Save".

3-4. PANEL REPLACEMENT

When replacing the panel please readjust the W/B (See page 24).

3-5. BOARD REPLACEMENT

3-5-1. P BOARD REPLACEMENT

When replacing the P board no adjustment is necessary just read the serial number label and update with Unison.

3-5-2. BL BOARD REPLACEMENT

When replacing the BL board please readjust the W/B (See page 24) and readjust the ADC (See page 23).

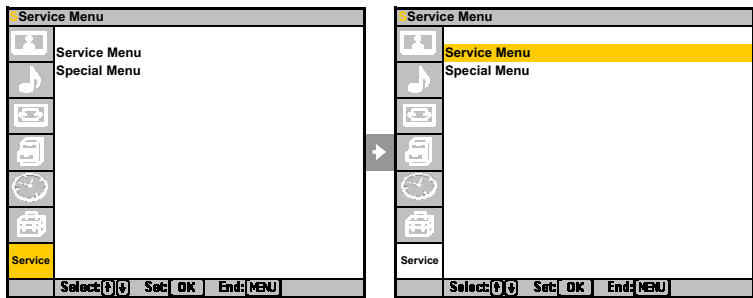
3-5-3. A1 or A2 BOARD REPLACEMENT

When replacing the A1(KLV-V26A10E/KDL-V26A12U) or A2(KLV-V32A10E/KDL-V32A12U) board please readjust the ADC (See page 23).

3-2(a). ADJUSTMENT OF SIGNAL LEVEL

3-2-1(a). Check AD calibration registration items

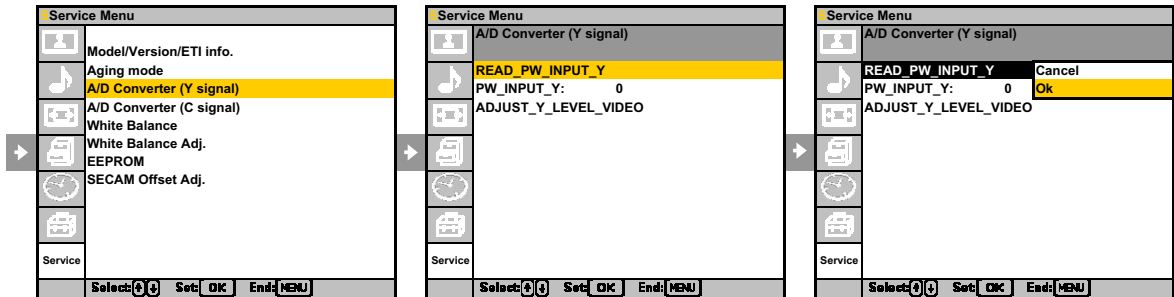
- (1) Select AV1 and input PAL signal and change picture mode to 1(Custom).
- (2) GO TO service mode and press " MENU".



3-2-2 (1) Black full field signal. When using a LEADER 408NPS, set to 0 IRE, and turn "LUMINANCE" off. Do not use the Luminance amplitude menu.

3-2-2(a). Y signal AD calibration of CCPX decode

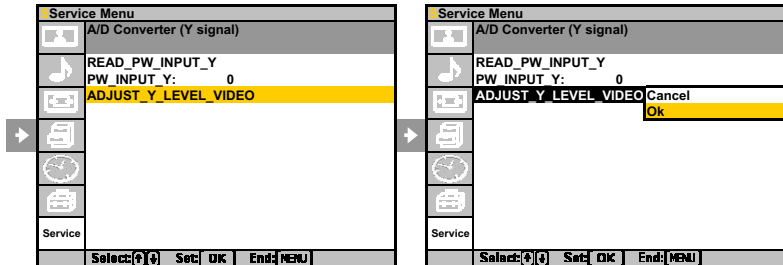
- (1) Input 0 IRE black full field with burst in AV1.
- (2) Proceed as follows.



(3) Check that the detection value of "PW_INPUT_Y" is within the standard of following column.

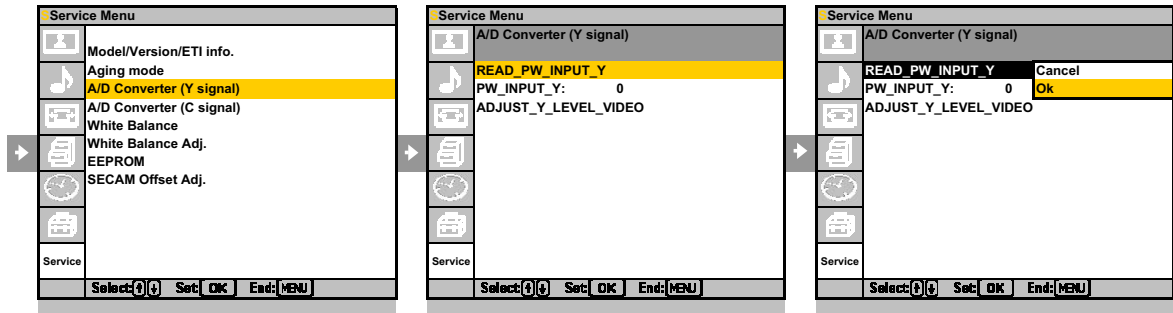
Item	Standard
PW_INPUT_Y	16±5

(4) Input 100 IRE white full field with burst.



(5) Adjustment value also is copied in the proper NVM area.

(6) Proceed as follows.

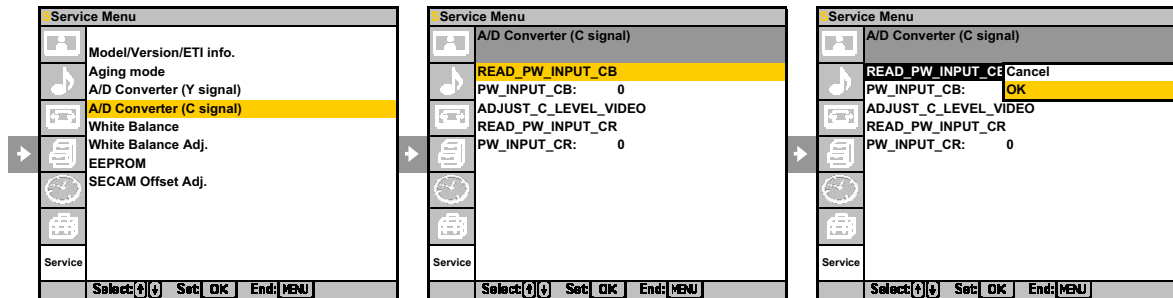


(7) Check that the detection value of "PW_INPUT_Y" is within the standard of following column.

Item	Standard
PW_INPUT_Y	215±5

3-2-3(a). C signal AD calibration of CCPX decode

- (1) Input 0 IRE black full field with burst.
- (2) Proceed as follows.

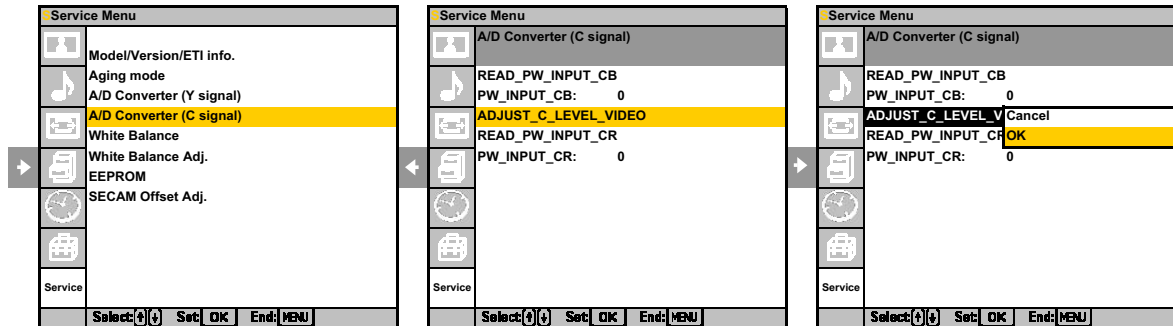


(3) Check that the detection value of "PW_INPUT_CB" is within the standard of following column.

Item	Standard
PW_INPUT_CB	128±5

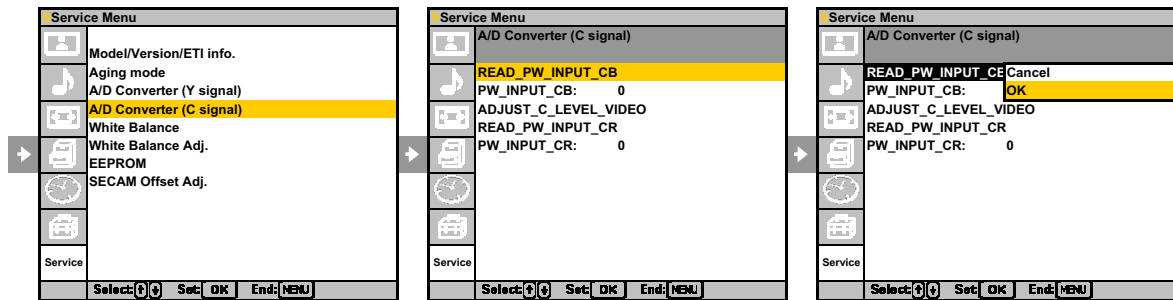
(4) Input blue full field with burst.

(5) Proceed as follows.



(6) Adjustment value also is copied in the proper NVM area.

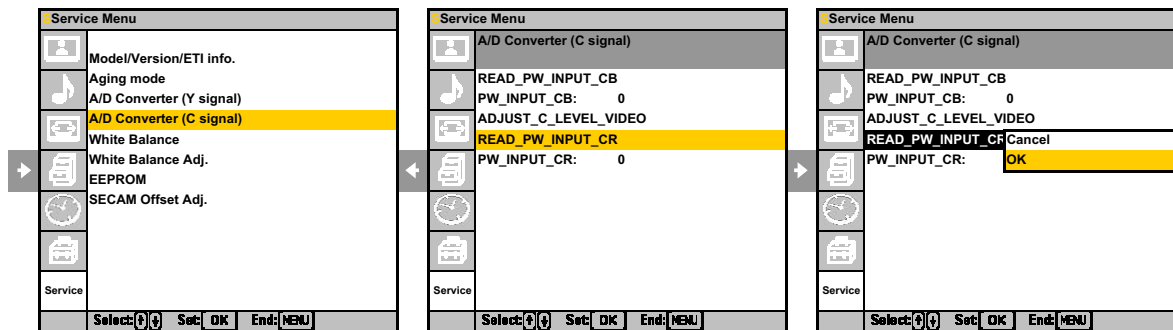
(7) Proceed as follows.



(8) Check that the detection value of "PW_INPUT_CB" is within the standard of following column.

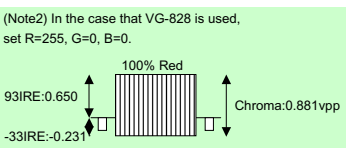
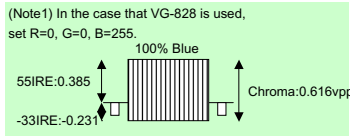
Item	Standard
PW_INPUT_CB	210±2

(9) Input red full field with burst.



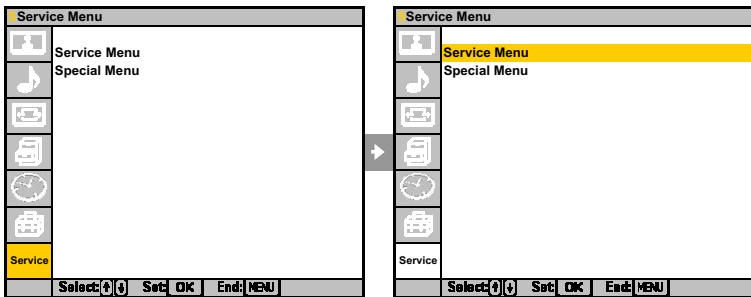
(10) Check that the detection value of "PW_INPUT_CR" is within the standard of following column.

Item	Standard
PW_INPUT_CR	210±2



3-2-4(a). Check AD calibration registration items

- (1) Select AV6 and input component 576i signal and change picture mode to 1(Custom).
- (2) GO TO service mode and press " MENU".



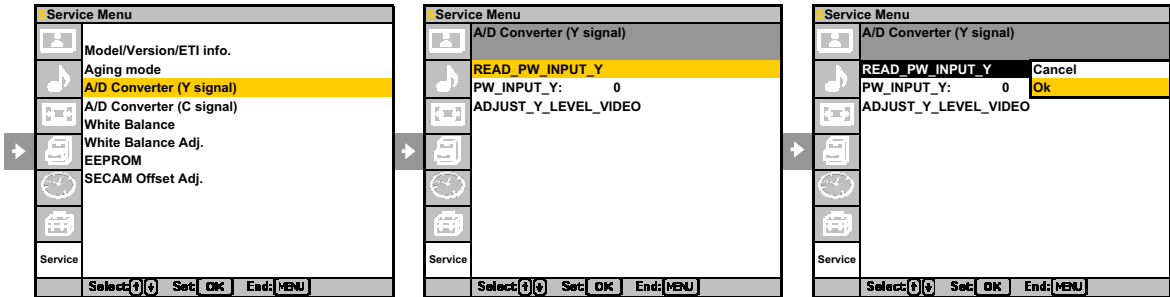
Black full field signal
When using a LEADER 408NPS,
set to 0 IRE, and turn "LUMINANCE" off.
Do not use the Luminance amplitude menu.

Signal output level (blue full field)
Y level should be 0.080Vpp
CB level should be 0.350Vpp

Signal output level (red full field)
Y level should be 0.209Vpp
CR level should be 0.350Vpp

3-2-5(a). Y signal AD calibration of component input

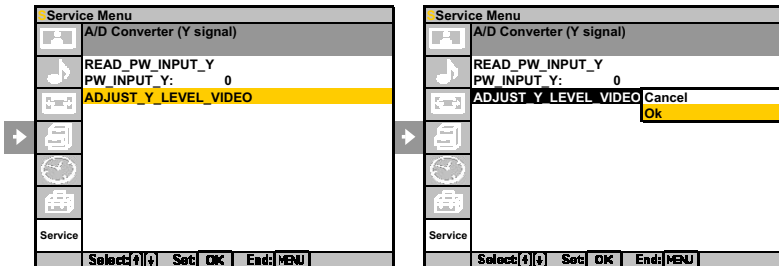
- (1) Input 0 IRE black full field with burst in AV6.
- (2) Proceed as follows.



- (3) Check that the detection value of "PW_INPUT_Y" is within the standard of following column.

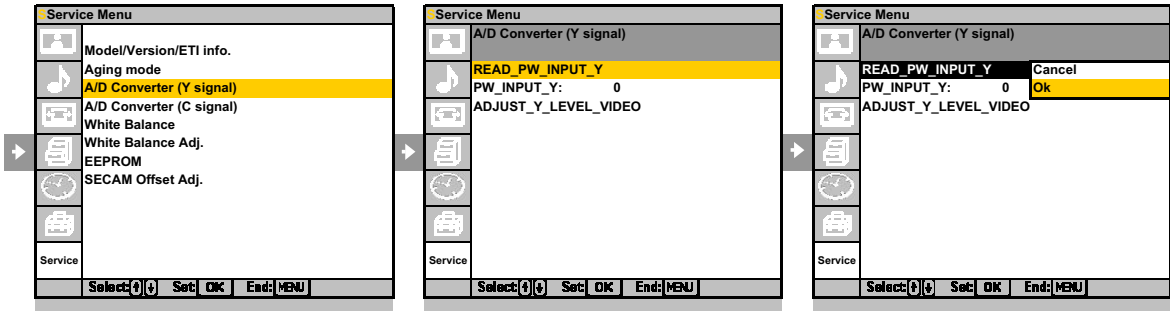
Item	Standard
PW_INPUT_Y	16±5

- (4) Input 100 IRE white full field with burst.



- (5) Adjustment value also is copied in the proper NVM area.

- (6) Proceed as follows.

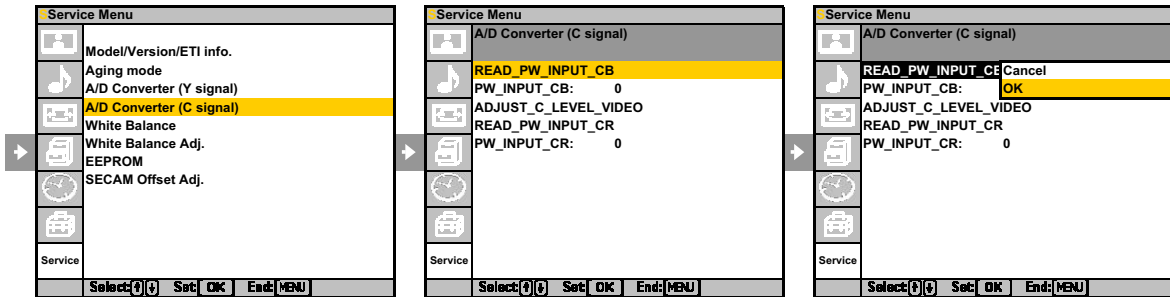


- (7) Check that the detection value of "PW_INPUT_Y" is within the standard of following column.

Item	Standard
PW_INPUT_Y	215±5

3-2-6(a). C signal AD calibration of component input

- (1) Input 0 IRE black full field with burst.
- (2) Proceed as follows.

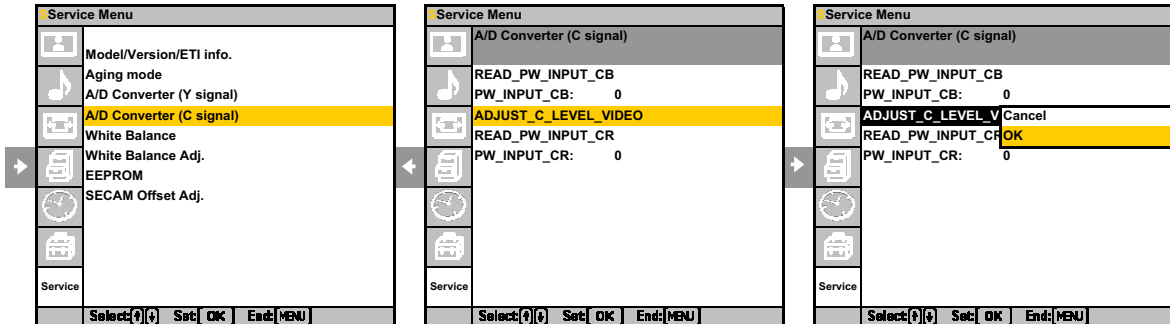


- (3) Check that the detection value of "PW_INPUT_CB" is within the standard of following column.

Item	Standard
PW_INPUT_CB	128±5

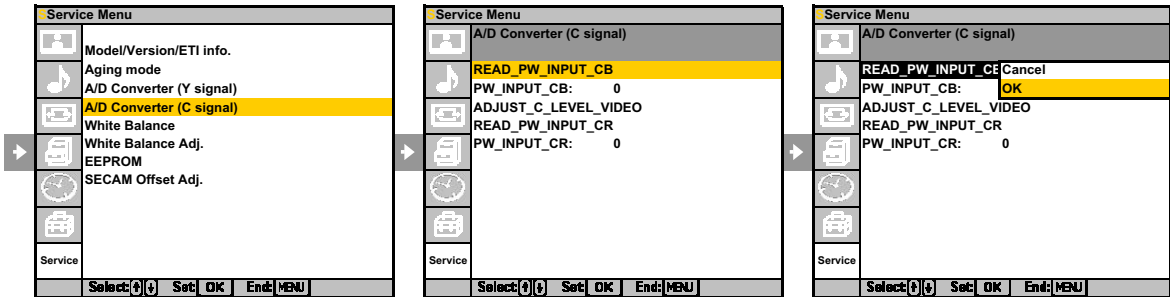
- (4) Input blue full field with burst.

- (5) Proceed as follows.



- (6) Adjustment value also is copied in the proper NVM area.

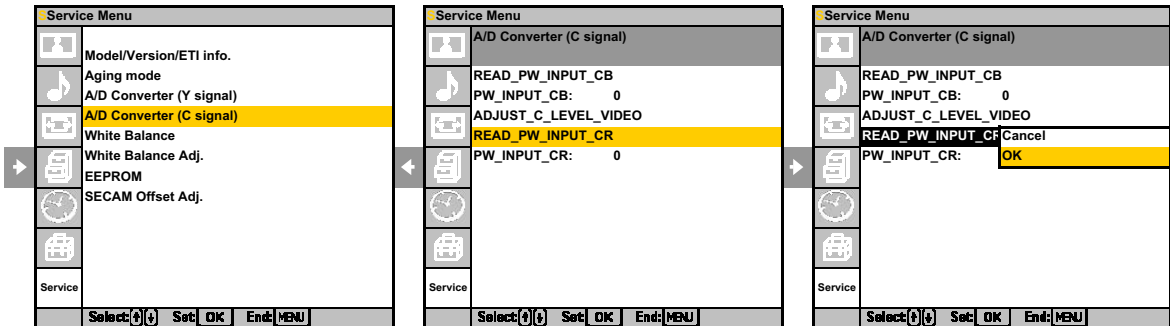
- (7) Proceed as follows.



- (8) Check that the detection value of "PW_INPUT_CB" is within the standard of following column.

Item	Standard
PW_INPUT_CB	210±2

- (9) Input red full field with burst.



- (10) Check that the detection value of "PW_INPUT_CR" is within the standard of following column.

Item	Standard
PW_INPUT_CR	210±2

3-3(a). WHITE BALANCE ADJUSTMENT (ALL AT2X except PDP W50)

3-3-1(a). White balance of Color temperature "Cool"

(1) White balance of Colour tone "Cool".

- 1) Select Video input.(AV1)
- 2) Adjustment Settings
-PICTURE_MODE = 2 (Custom)
-ColorTone = 0(Cool)
-Set data in right chart.
caution: DON'T DO ANY SAVE.
Input 70 IRE gray full field signal in Video input.

Items	Setting data
1 CONTRAST	100(Max)
2 BRIGHTNESS	50(Center)
3 DYNA_PICT	0(Off)
4 DC_TRAN	0
5 GAMMA	0
6 U_BACKLIGHT	10(Max)
7 ECO_MODE	1(Standard)
8 DCI	0(Off)

*Set in numerical order.

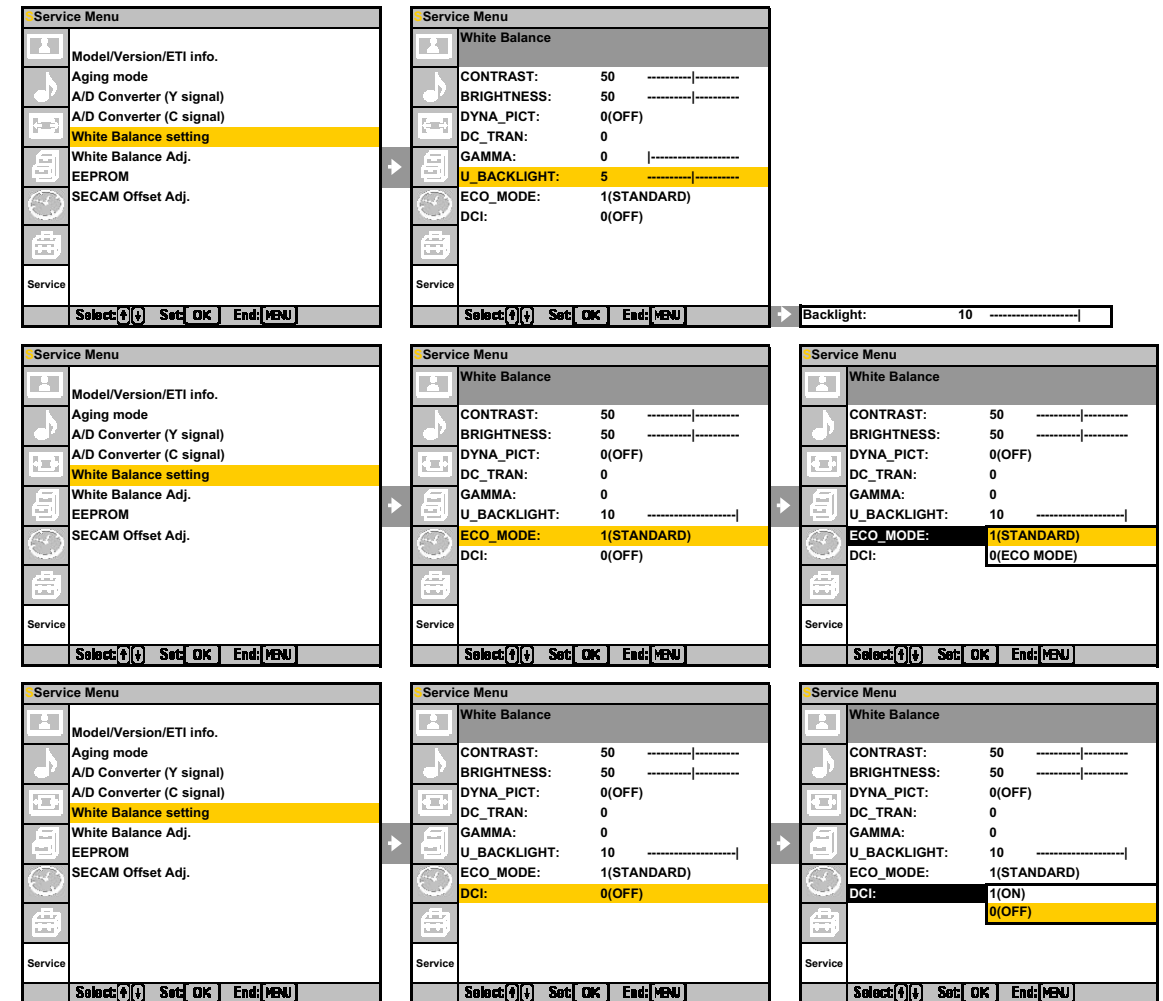
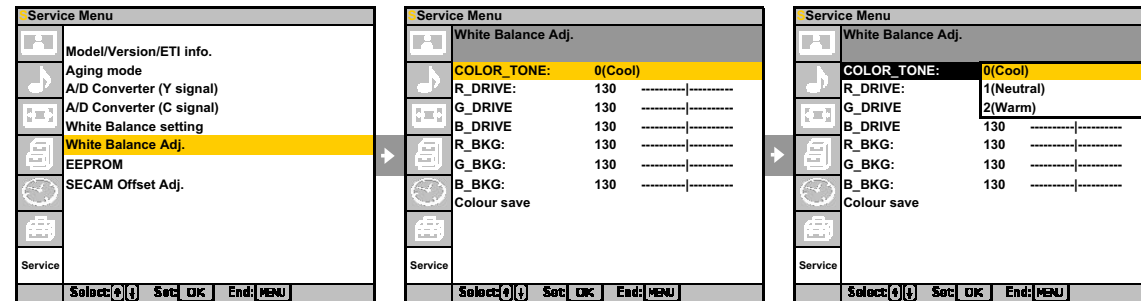
Items	Setting data
R_DRIVE	128
G_DRIVE	128(Fix)
B_DRIVE	128
R_BKG	128
G_BKG	128
B_BKG	128

High light adjustment value (for Cool)
= Official ColletTemp:12000K -6MPCD

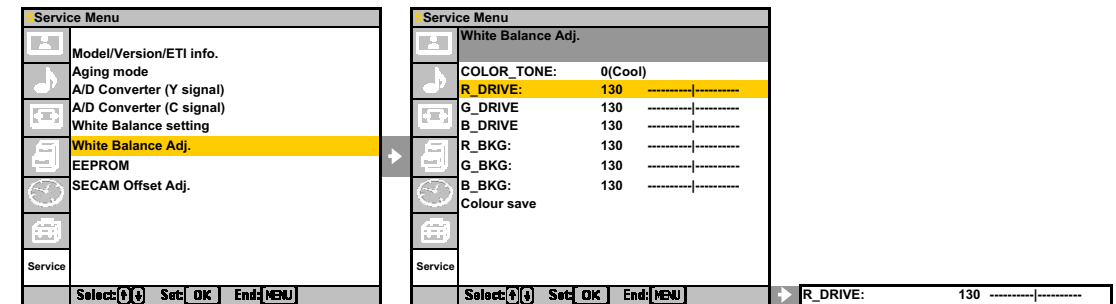
x	y
0.2728	0.2744

Low light adjustment value (for Cool)
= Official ColletTemp:12000K -6MPCD

x	y
0.2728	0.2744

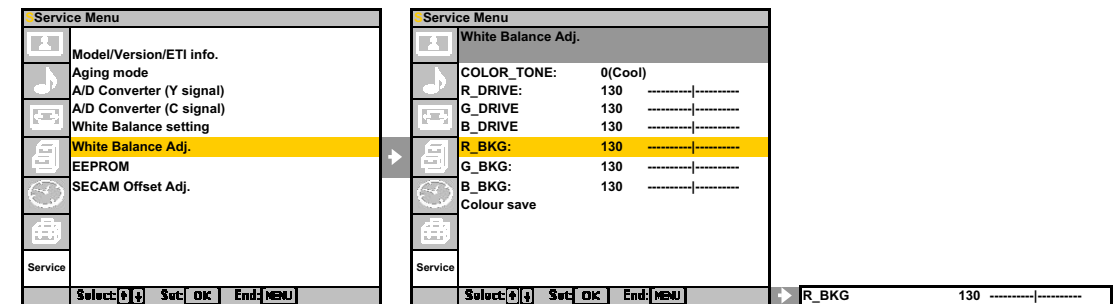


3) Adjust R_DRIVE, B_DRIVE until High light adjustment value.



4) Input 20 IRE gray full field signal in Video input.

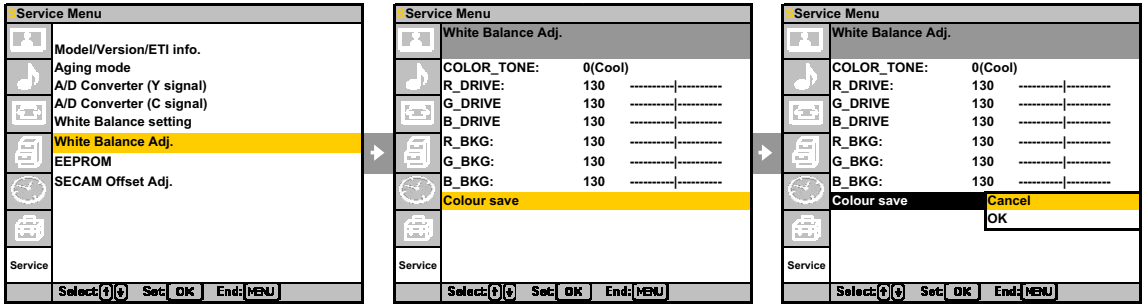
5) Adjust R_BKG, B_BKG until Low light adjustment value.



<case-1>
R_BKG=127 OK R_BKG=130 ->Shift-> 128
G_BKG=128 OK G_BKG=128 ->Shift-> 126
B_BKG=126 OK B_BKG=126 ->Shift-> 124

6) Repeat step 2) ~ 5)
until it is in High and Low light adjustment value.

7) Do "Color Save".



3-3-2(a) White balance of Colour tone "Neutral".

1) Select Video input.(AV1)

2) Adjustment Settings

- PICTURE_MODE = 2 (Custom)
- ColorTone = 1(Neutral)
- Set data in right chart.

caution: DON'T DO ANY SAVE.

Input 70 IRE gray full field signal in Video input.

	Items	Setting data
1	CONTRAST	100(Max)
2	BRIGHTNESS	50(Center)
3	DYNA_PICT	0(Off)
4	DC_TRAN	0
5	GAMMA	0
6	U_BACKLIGHT	10(Max)
7	ECO_MODE	1(Standard)
8	DCI	0(Off)

*Set in numerical order.

	Items	Setting data
Initial Value	R_DRIVE	128
	G_DRIVE	128(Fix)
	B_DRIVE	128
	R_BKG	128
	G_BKG	128
	B_BKG	128

High light adjustment value (for Neutral)
= Official ColletTemp:9300K 0MPCD

x	y
0.2848	0.2932

Low light adjustment value (for Neutral)
= Official ColletTemp:9300K 0MPCD

x	y
0.2848	0.2932

3) Adjust R_DRIVE, B_DRIVE until High light adjustment value.

4) Input 20 IRE gray full field signal in Video input.

5) Adjust R_BKG, B_BKG until Low light adjustment value.

<case-1>

R_BKG=127 OK R_BKG=130 ->Shift-> 128
G_BKG=128 OK G_BKG=128 ->Shift-> 126
B_BKG=126 OK B_BKG=126 ->Shift-> 124

6) Repeat step 2) ~ 5)

until it is in High and Low light adjusutment value.

7) Do "Color Save".

3-3-3(a) White balance of Colour tone "Warm".

1) Select Video input.(AV1)

2) Adjustment Settings

- PICTURE_MODE = 2 (Custom)
- ColorTone = 2(Warm)
- Set data in right chart.

caution: DON'T DO ANY SAVE.

Input 70 IRE gray full field signal in Video input.

	Items	Setting data
1	CONTRAST	100(Max)
2	BRIGHTNESS	50(Center)
3	DYNA_PICT	0(Off)
4	DC_TRAN	0
5	GAMMA	0
6	U_BACKLIGHT	10(Max)
7	ECO_MODE	1(Standard)
8	DCI	0(Off)

*Set in numerical order.

	Items	Setting data
Initial Value	R_DRIVE	128
	G_DRIVE	128(Fix)
	B_DRIVE	128
	R_BKG	128
	G_BKG	128
	B_BKG	128

High light adjustment value (for Warm)
= Official ColletTemp:6500 0MPCD

x	y
0.3135	0.3236

Low light adjustment value (for Warm)
= Official ColletTemp:7000 0MPCD

x	y
0.3063	0.3165

3) Adjust R_DRIVE, B_DRIVE until High light adjustment value.

4) Input 20 IRE gray full field signal in Video input.

5) Adjust R_BKG, B_BKG until Low light adjustment value.

<case-1>

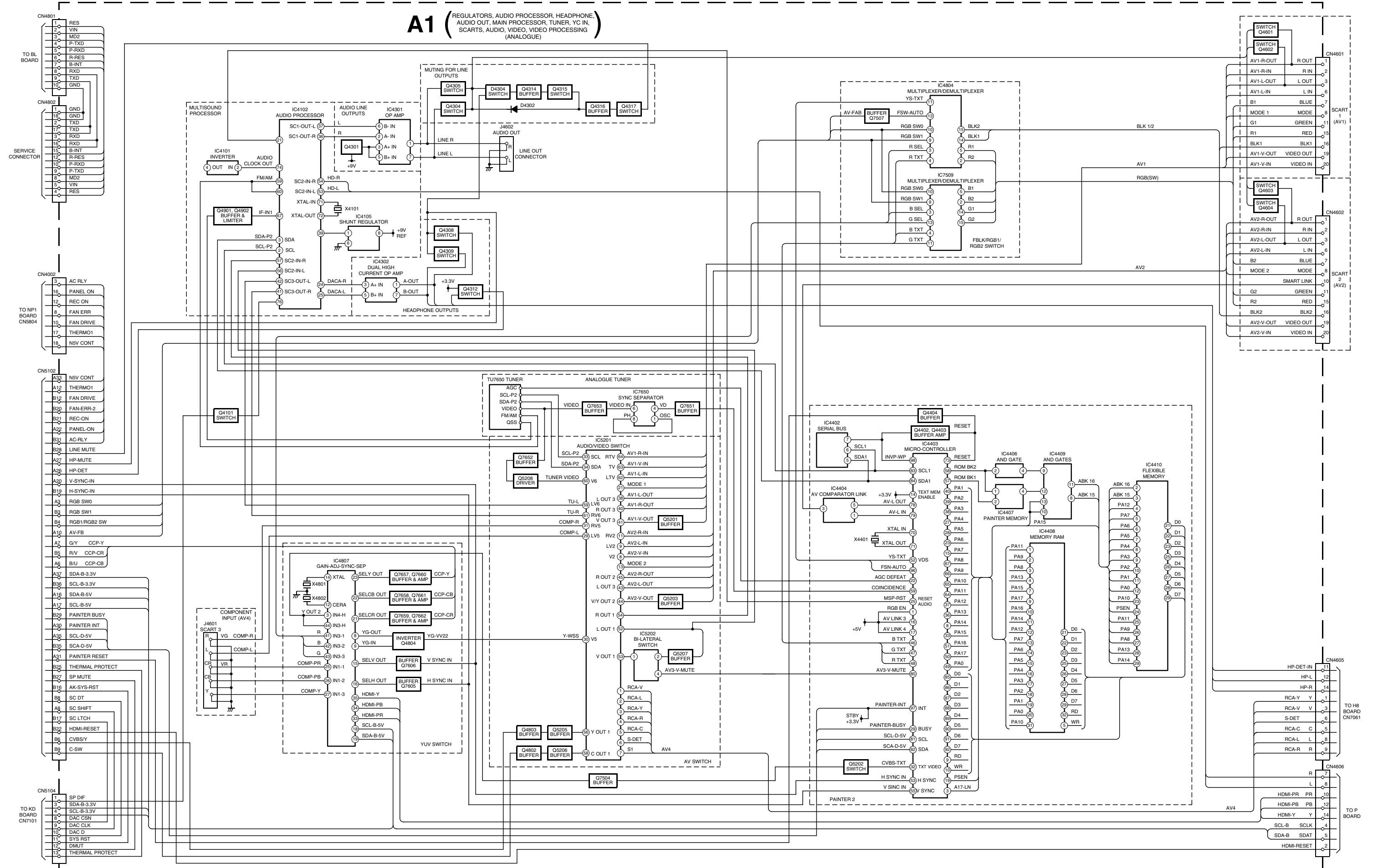
R_BKG=127 OK R_BKG=130 ->Shift-> 128
G_BKG=128 OK G_BKG=128 ->Shift-> 126
B_BKG=126 OK B_BKG=126 ->Shift-> 124

6) Repeat step 2) ~ 5)

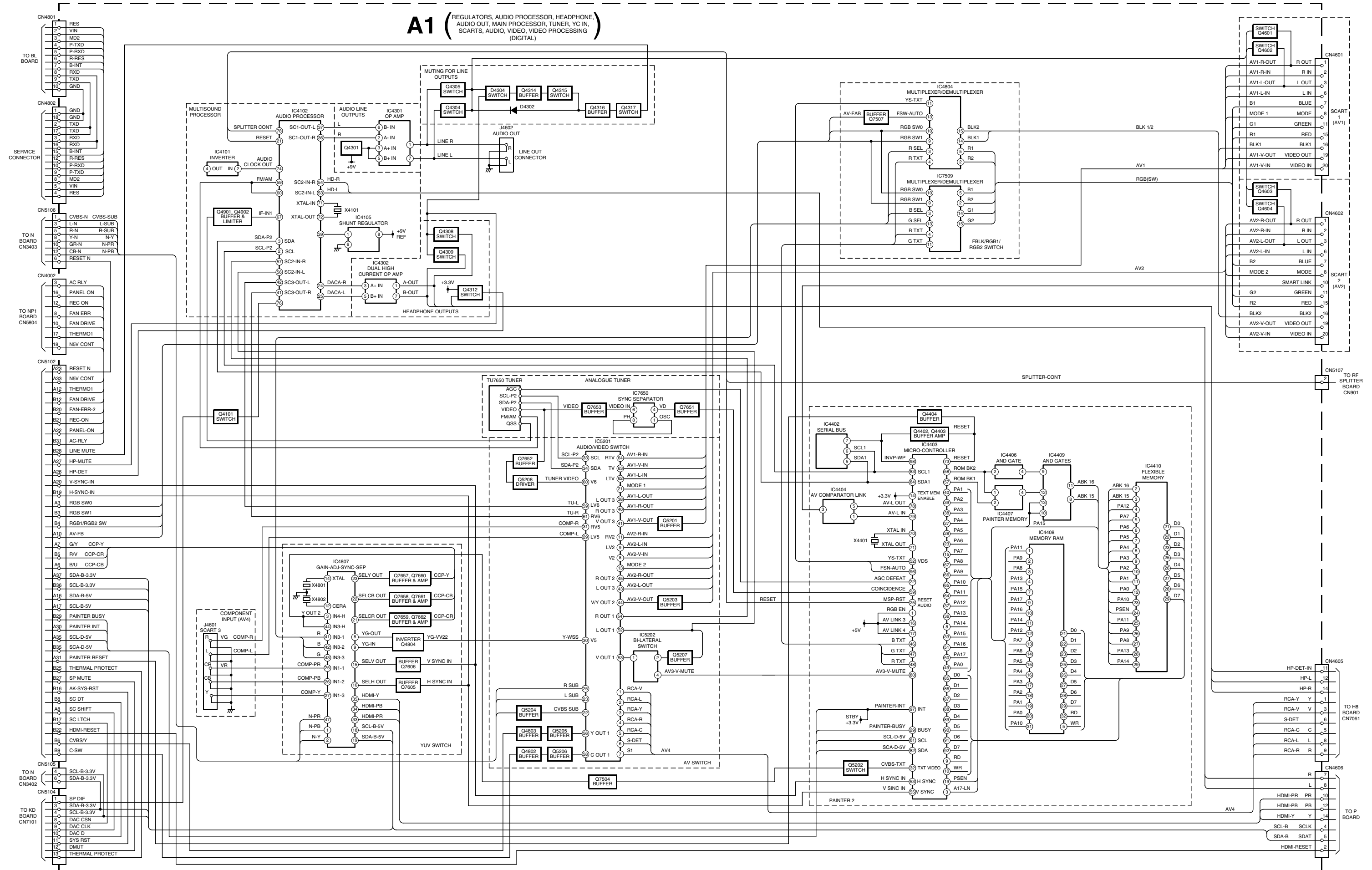
until it is in High and Low light adjusutment value.

7) Do "Color Save".

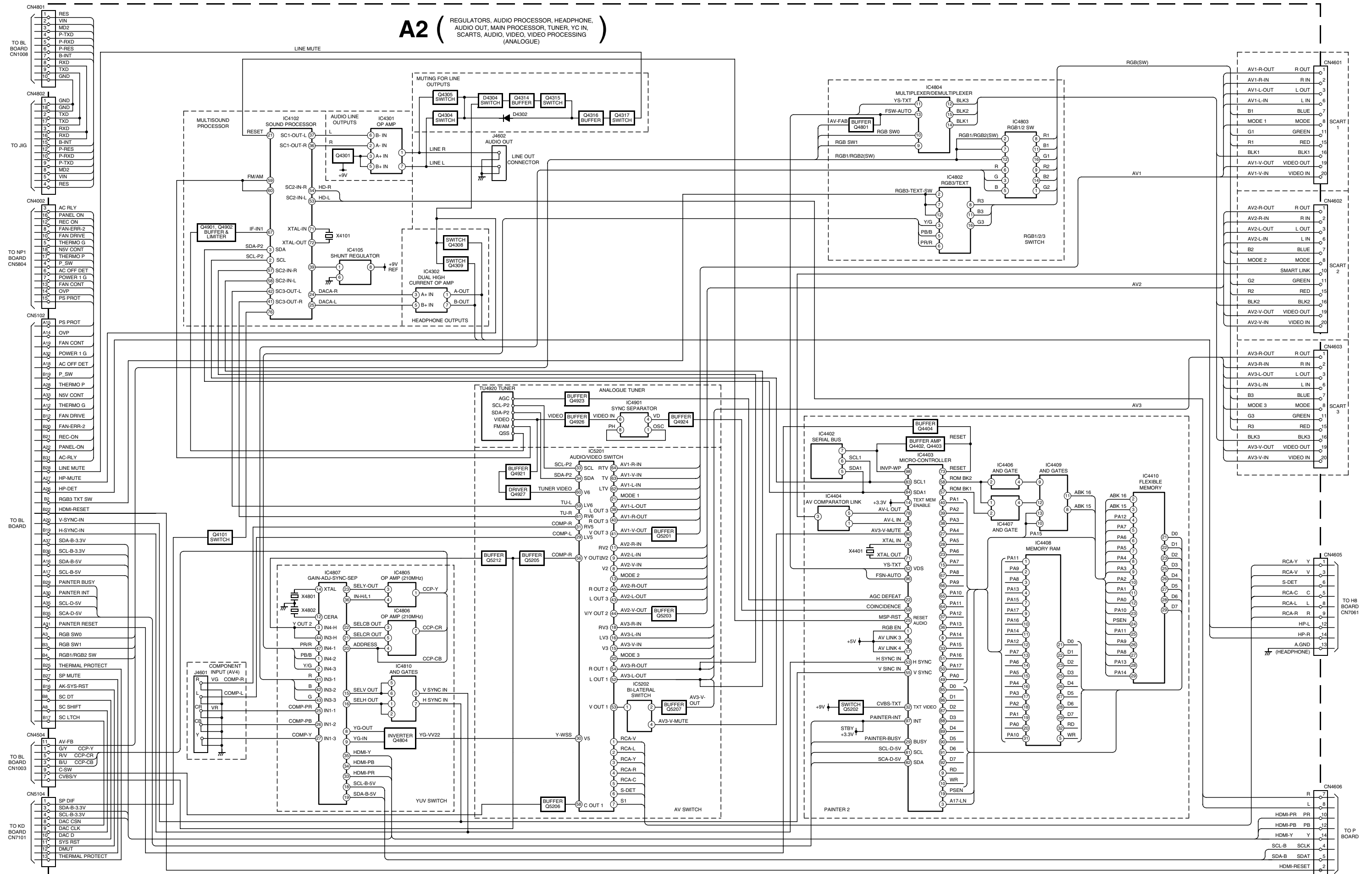
4-1. BLOCK DIAGRAMS (1)



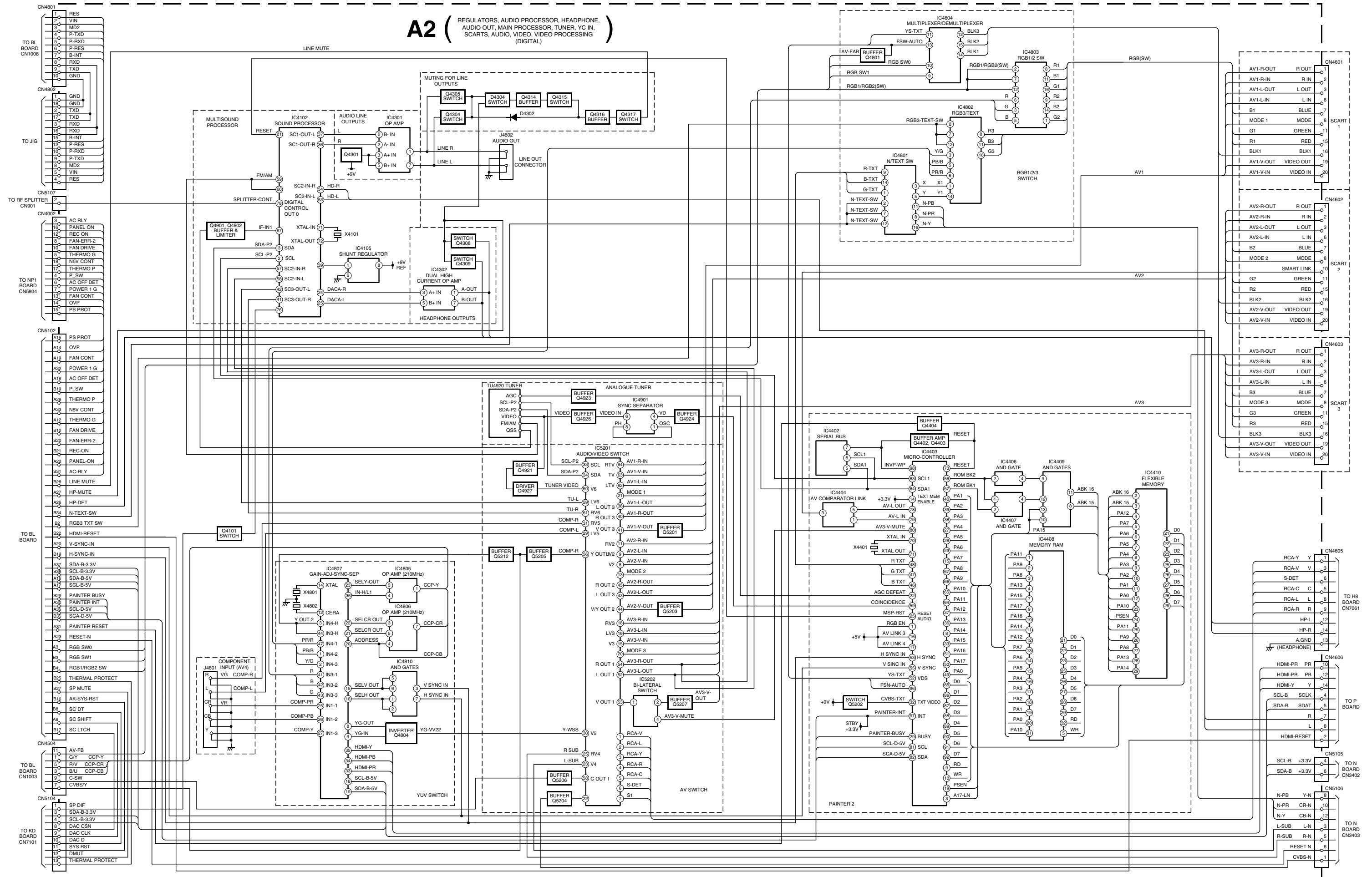
4-1. BLOCK DIAGRAMS (2)



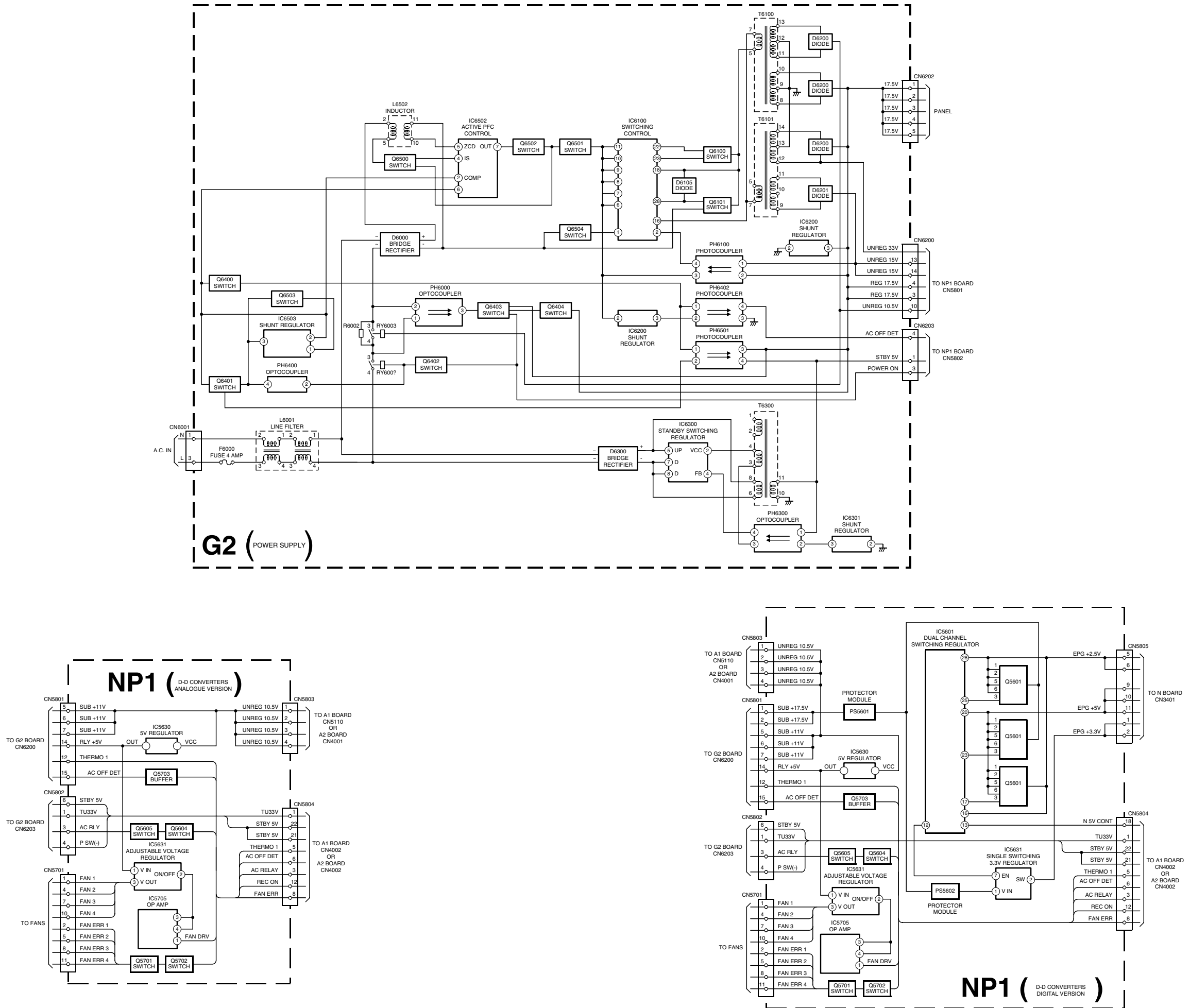
4-1. BLOCK DIAGRAMS (3)



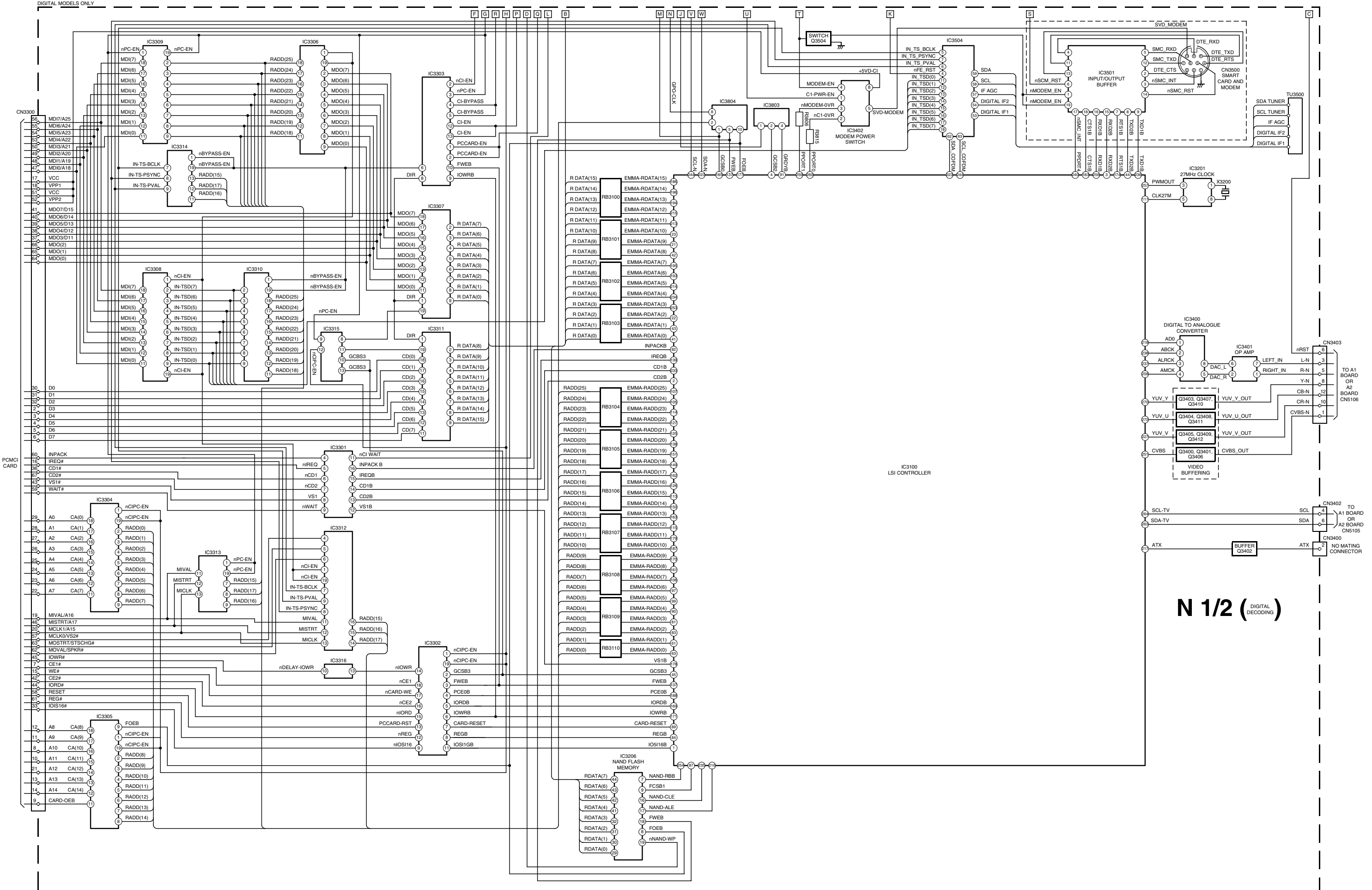
4-1. BLOCK DIAGRAMS (4)



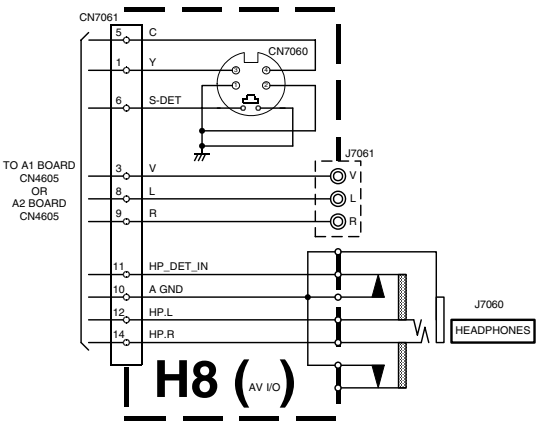
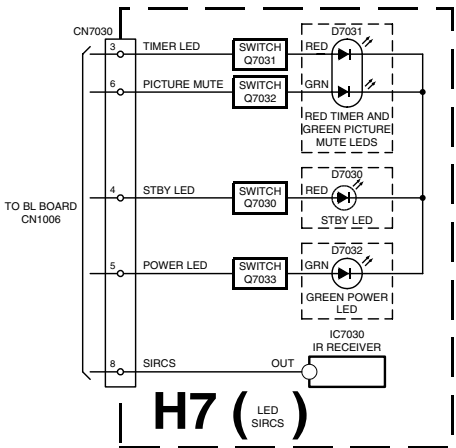
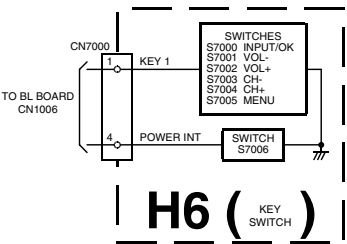
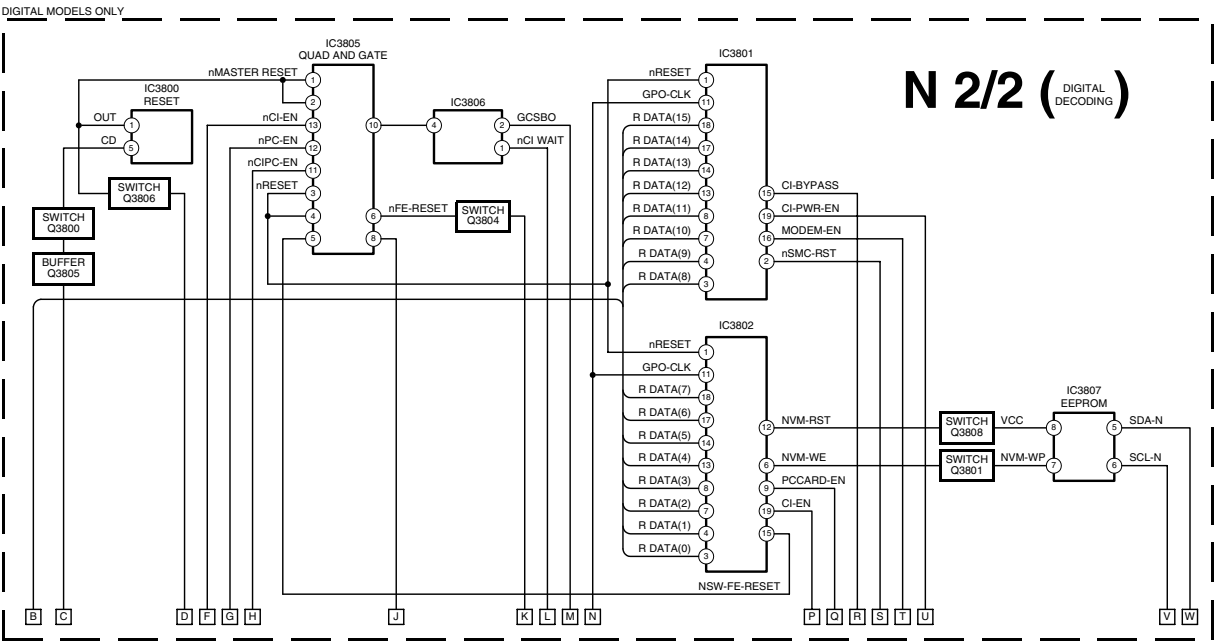
4-1. BLOCK DIAGRAMS (5)



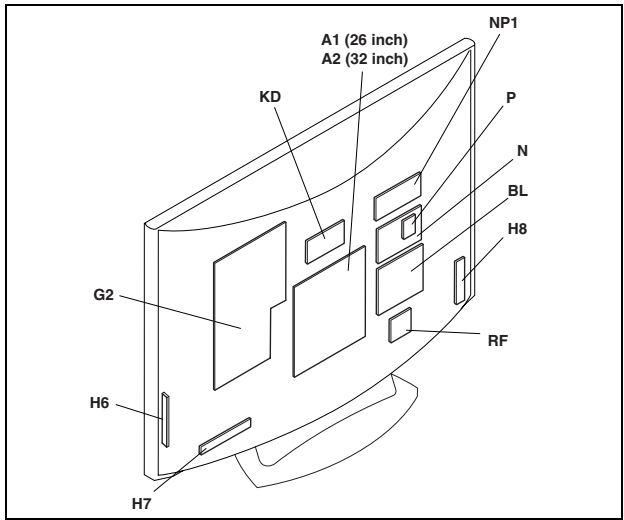
4-1. BLOCK DIAGRAMS (6)



4-1. BLOCK DIAGRAMS (7)



4-2. CIRCUIT BOARD LOCATION



4-3. SCHEMATIC DIAGRAMS AND PRINTED WIRING BOARDS

- Note :**
- All capacitors are in μF unless otherwise noted.
 - $\text{pF} : \mu\text{F}$ 50WV or less are not indicated except for electrolytic types.
 - Indication of resistance, which does not have one for rating electrical power, is as follows.

Pitch : 5mm
Electrical power rating : 1/4W

- Chip resistors are 1/10W
- All resistors are in ohms.
k = 1000 ohms, M = 1000,000 ohms

- : nonflammable resistor.
- : fusible resistor.
- : internal component.
- : panel designation or adjustment for repair.

- All variable and adjustable resistors have characteristic curve B, unless otherwise noted.
- All voltages are in Volts.
- Readings are taken with a 10Mohm digital mutimeter.
- Readings are taken with a color bar input signal.
- Voltage variations may be noted due to normal production tolerences.

- : B + bus.
- : B - bus.
- : RF signal path.
- : earth - ground.
- : earth - chassis.

Reference Information

RESISTOR	RN	: METAL FILM
	RC	: SOLID
	FPRD	: NON FLAMMABLE CARBON
	FUSE	: NON FLAMMABLE FUSIBLE
	RS	: NON FLAMMABLE METAL OXIDE
	RB	: NON FLAMMABLE CEMENT
	RW	: NON FLAMMABLE WIREWOUND
		: ADJUSTMENT RESISTOR
COIL	LF-8L	: MICRO INDUCTOR
CAPACITOR	TA	: TANTALUM
	PS	: STYROL
	PP	: POLYPROPYLENE
	PT	: MYLAR
	MPS	: METALIZED POLYESTER
	MPP	: METALIZED POLYPROPYLENE
	ALB	: BIPOLAR
	ALT	: HIGH TEMPERATURE
	ALR	: HIGH RIPPLE

Note : The components identified by shading and marked Δ are critical for safety. Replace only with the part numbers specified in the parts list.

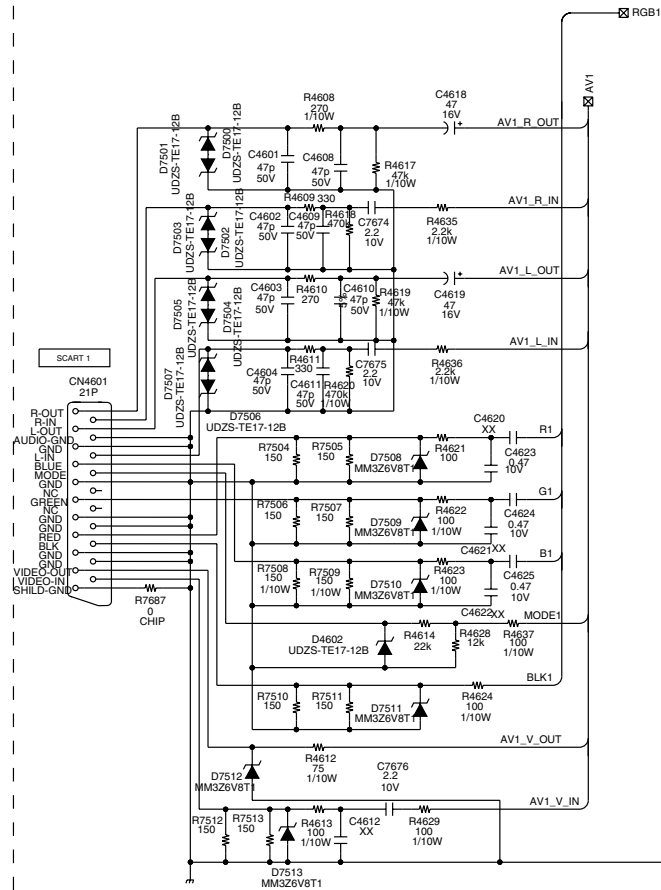
Note : Les composants identifiés par une trame et par une marque Δ sont d'une importance critique pour la sécurité. Ne les remplacer que par des pièces de numéro spécifié.



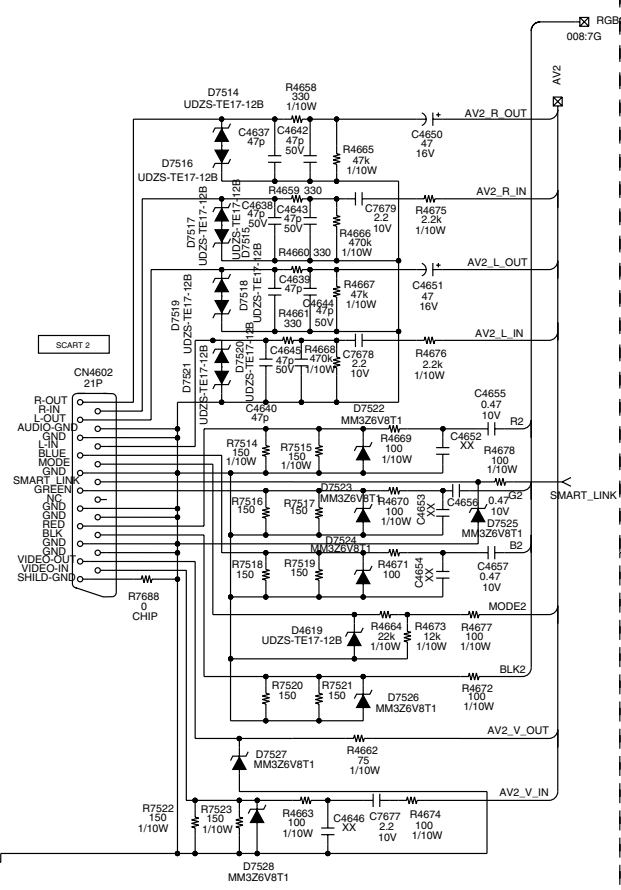
A B C D E F G H I J K L M N O

A1-AT2X

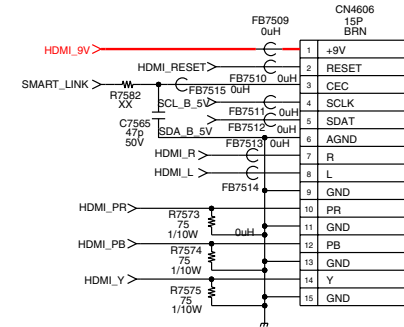
SCART 1 (AV1)



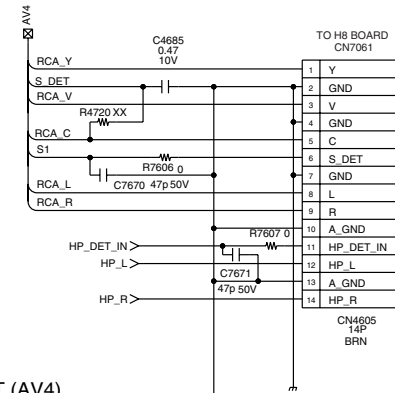
SCART 2 (AV2)



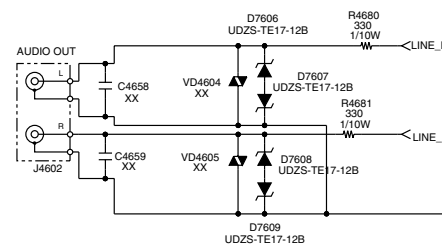
FROM P board (HDMI)



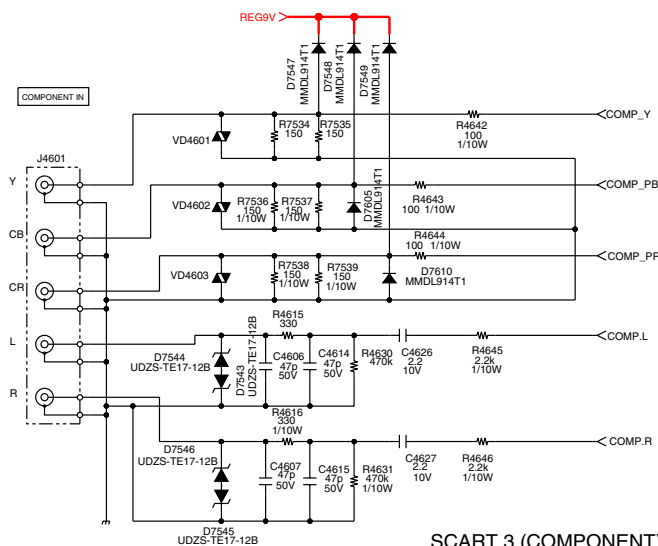
FRONT (AV4)



LINE OUT CONNECTOR

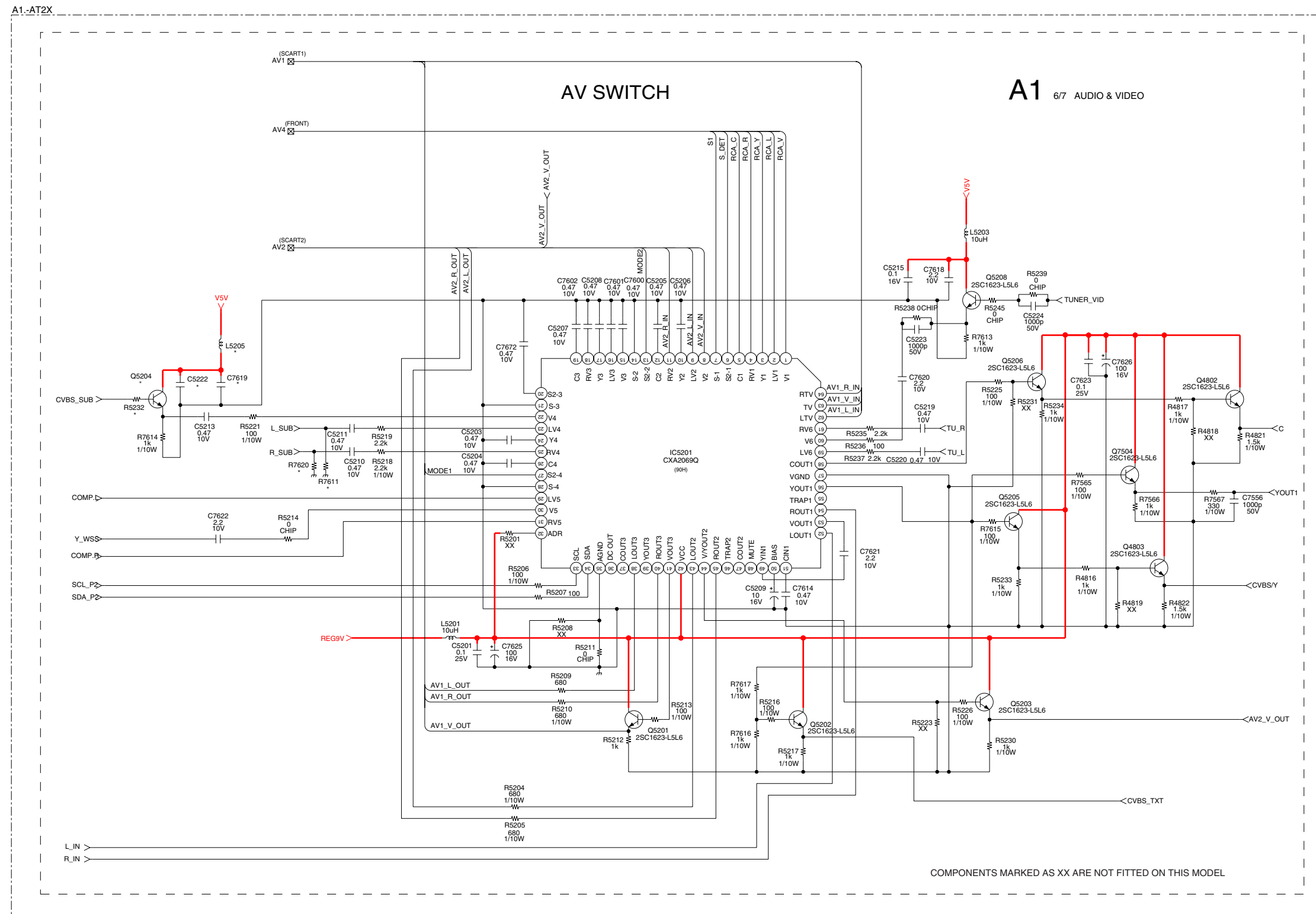


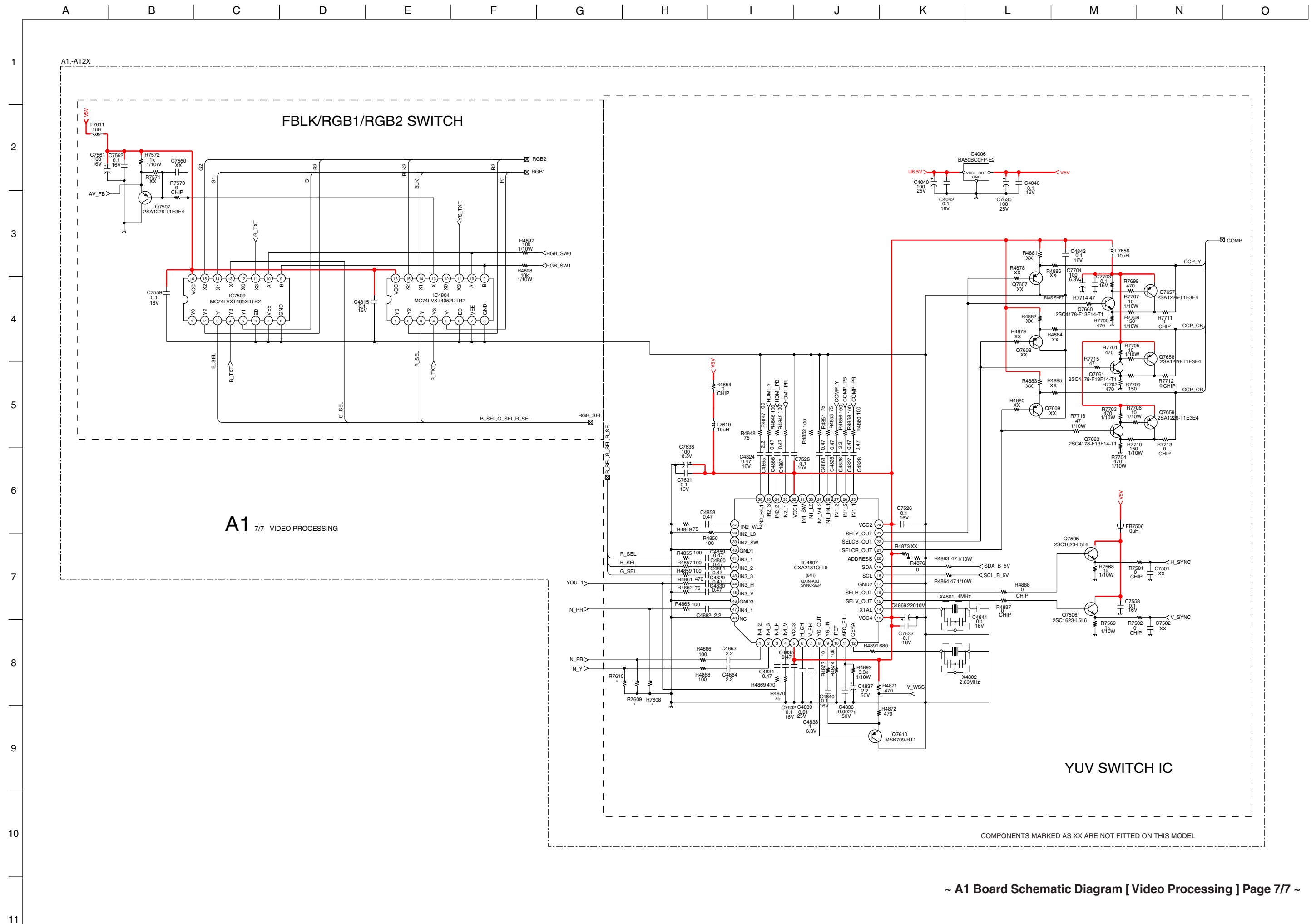
SCART 3 (COMPONENT)



COMPONENTS MARKED AS XX ARE NOT FITTED ON THIS MODEL

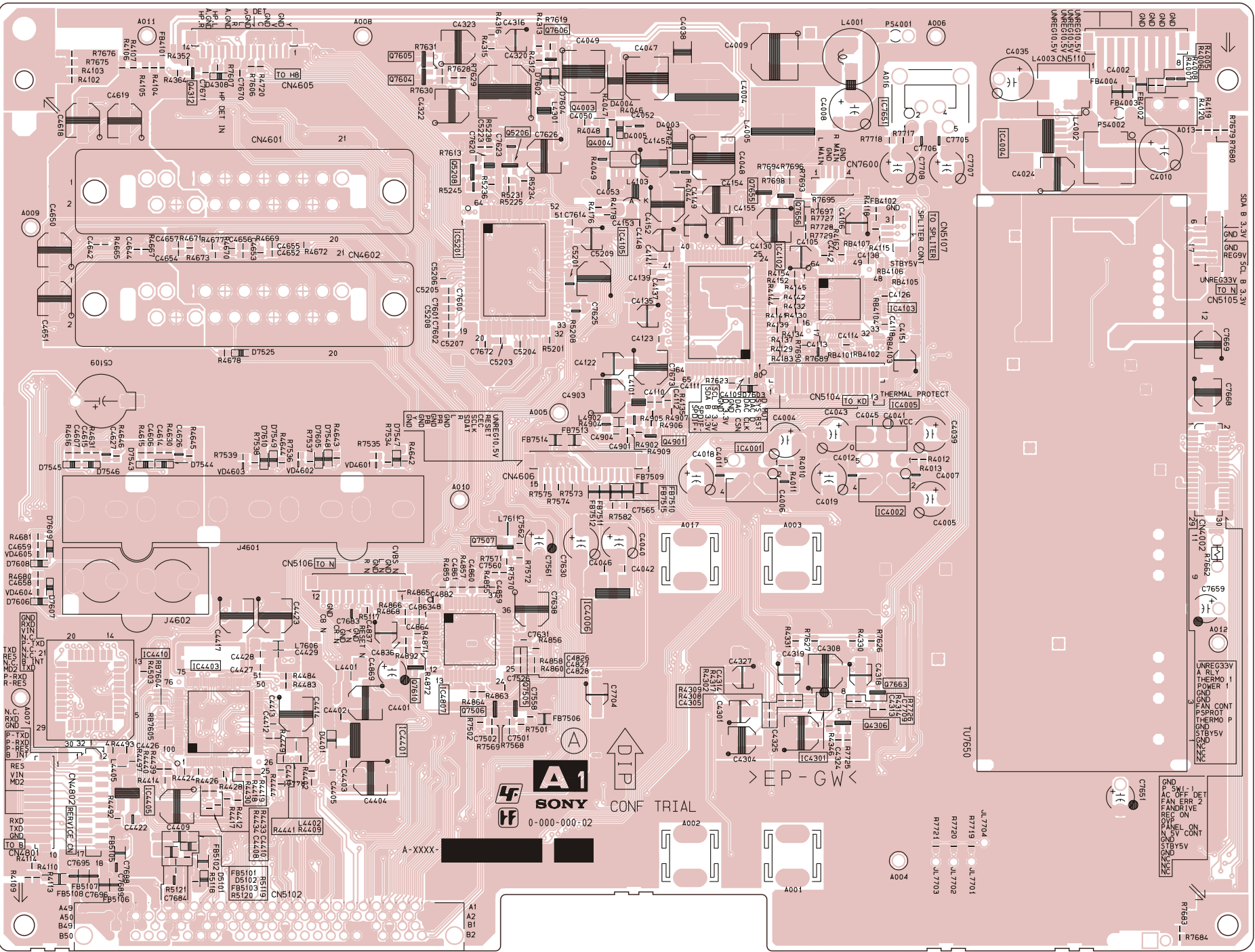
A1 5/7 YC IN, SCARTS





A B C D E F G H I J K L M N O

~ A1 Printed Wiring Board Conductor Side A ~



~ A1 Board Semiconductor Location Table Side A ~

DIODE		D7549	C - 5	IC4005	H - 4	Q4004	E - 2
D4003	F - 2	D7602	E - 2	IC4006	E - 6	Q4306	H - 7
D4004	F - 2	D7603	G - 4	IC4102	G - 3	Q4312	B - 2
D4005	F - 2	D7604	E - 2	IC4105	F - 3	Q4901	F - 4
D4401	C - 7	D7605	C - 5	IC4301	G - 7	Q5206	E - 2
D5101	B - 8	D7606	A - 6	IC4401	D - 7	Q5208	D - 2
D5102	C - 8	D7607	A - 6	IC4403	B - 6	Q7505	E - 6
D7525	C - 4	D7608	A - 5	IC4405	B - 7	Q7506	D - 7
D7543	B - 5	D7609	A - 5	IC4410	B - 6	Q7507	E - 5
D7544	B - 5	D7610	C - 5	IC4807	D - 6	Q7604	D - 2
D7545	A - 5	IC		IC5201	D - 3	Q7605	D - 2
D7546	B - 5	IC4001	G - 4	IC7651	H - 2	Q7606	E - 1
D7547	D - 5	IC4002	H - 5	TRANSISTOR		Q7610	D - 6
D7548	C - 5	IC4004	I - 2	Q4003	E - 2	Q7663	H - 6

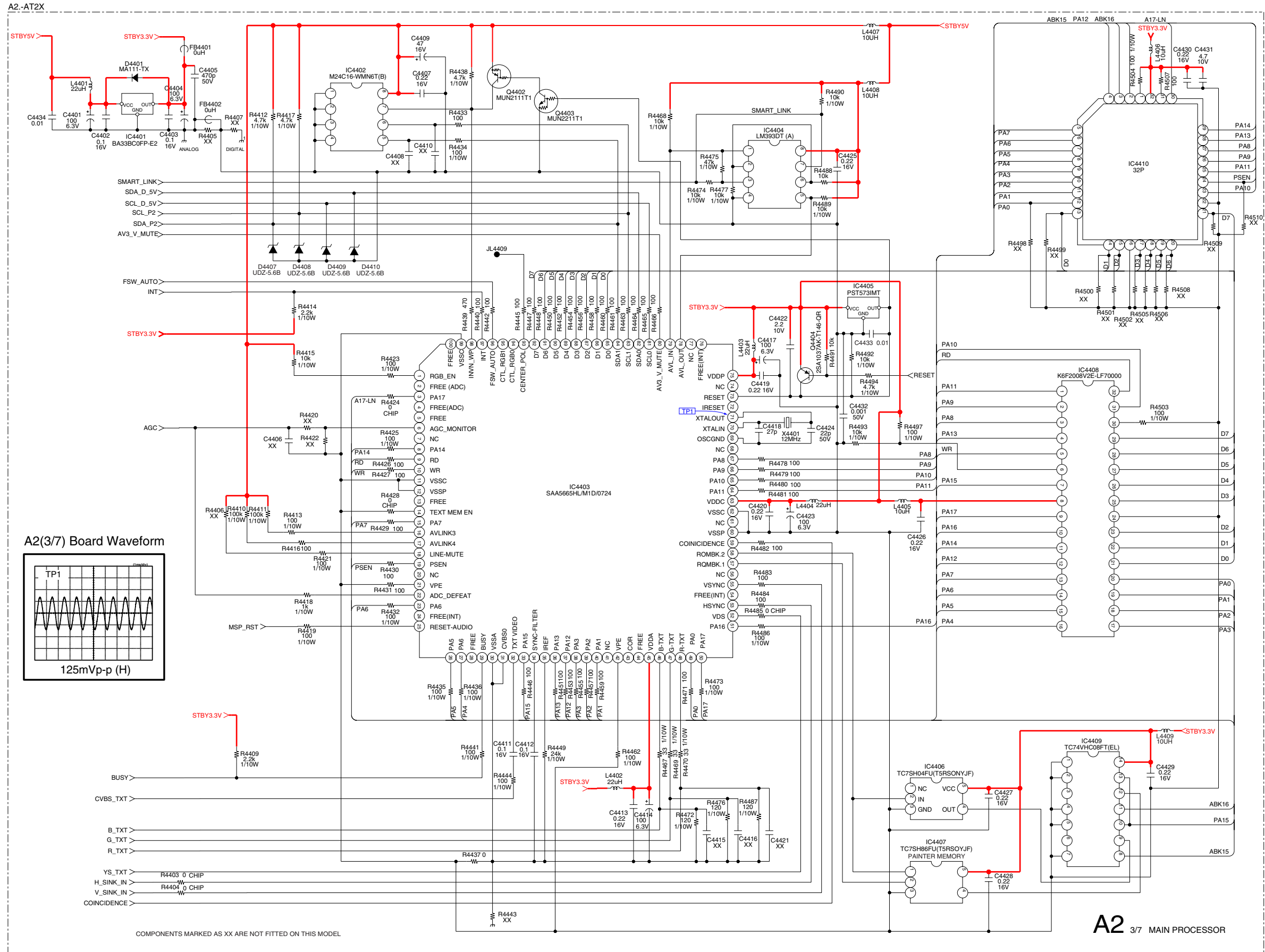
~ A1 Board Difference Table ~

REF	KDL-V26A12U	KLV-V26A10E
C5222	0.1UF 10.00% 16V	NOT FITTED
C7619	2.2UF 10.00% 10V	NOT FITTED
CN5105	6P	NOT FITTED
CN5106	12P	NOT FITTED
L5205	10UH	NOT FITTED
Q5204	2SC1623-L5L6	NOT FITTED
R5113	0	NOT FITTED
R5114	0	NOT FITTED
R5115	0	NOT FITTED
R5117	0	NOT FITTED
R5122	0	NOT FITTED
R5123	0	NOT FITTED
R5124	0	NOT FITTED
R5232	0	NOT FITTED
R7608	NOT FITTED	0
R7609	NOT FITTED	0
R7610	NOT FITTED	0
R7611	NOT FITTED	0
R7620	NOT FITTED	0



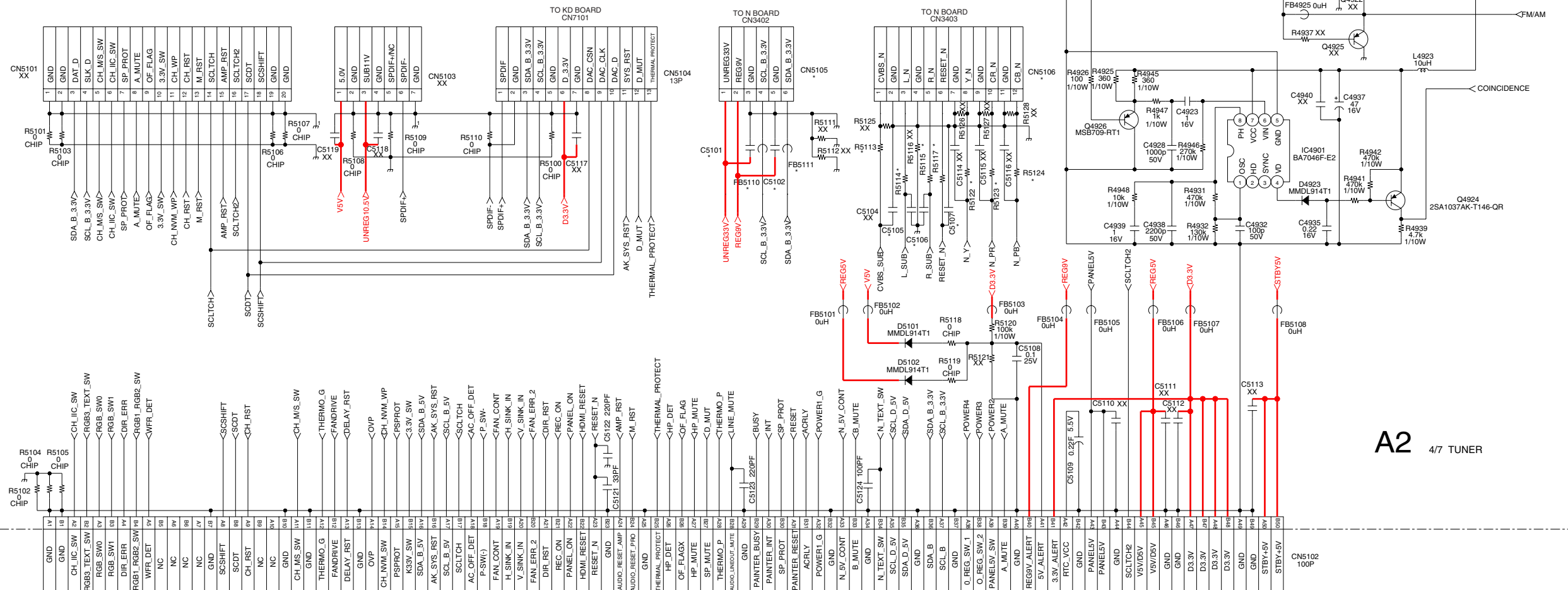
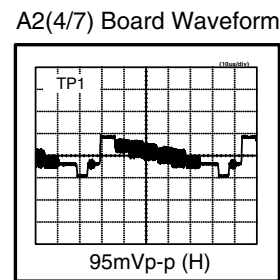
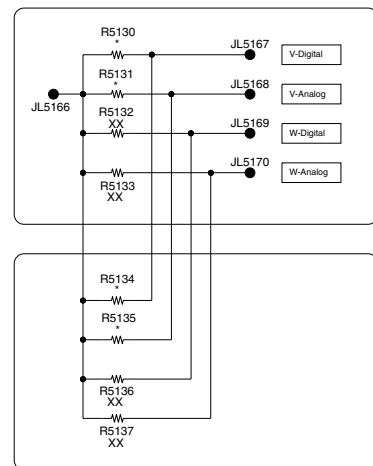
- 46 -

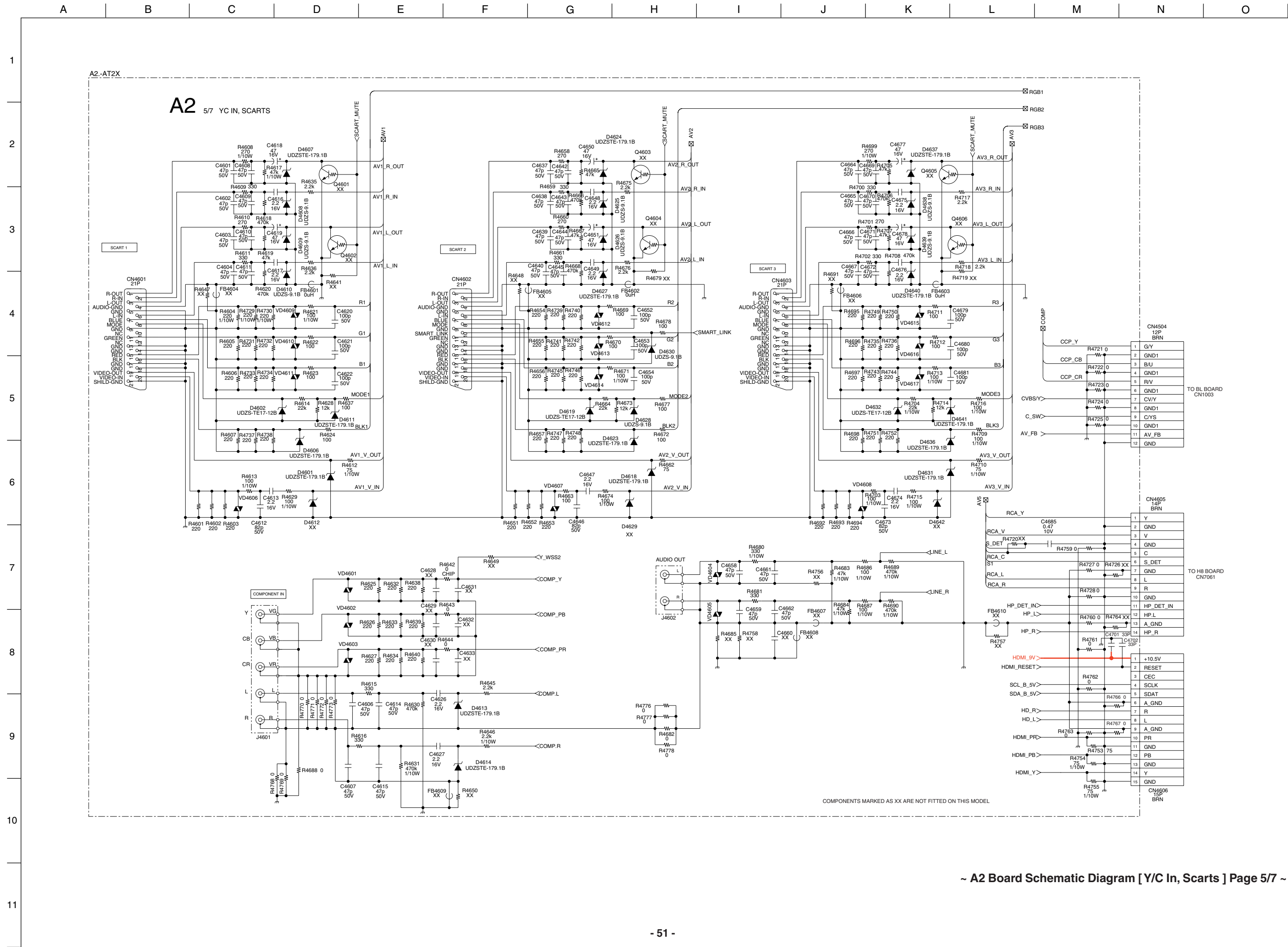


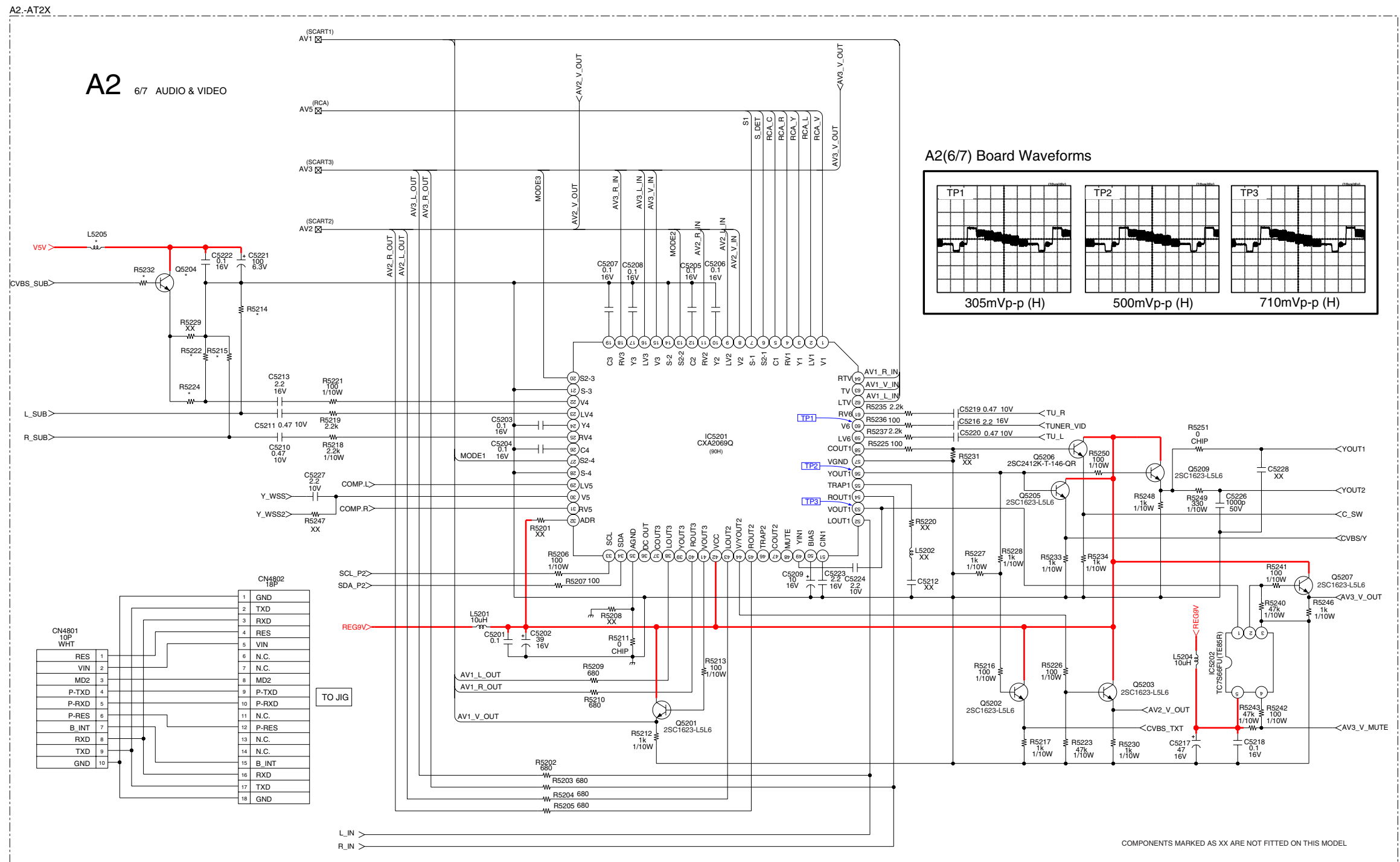


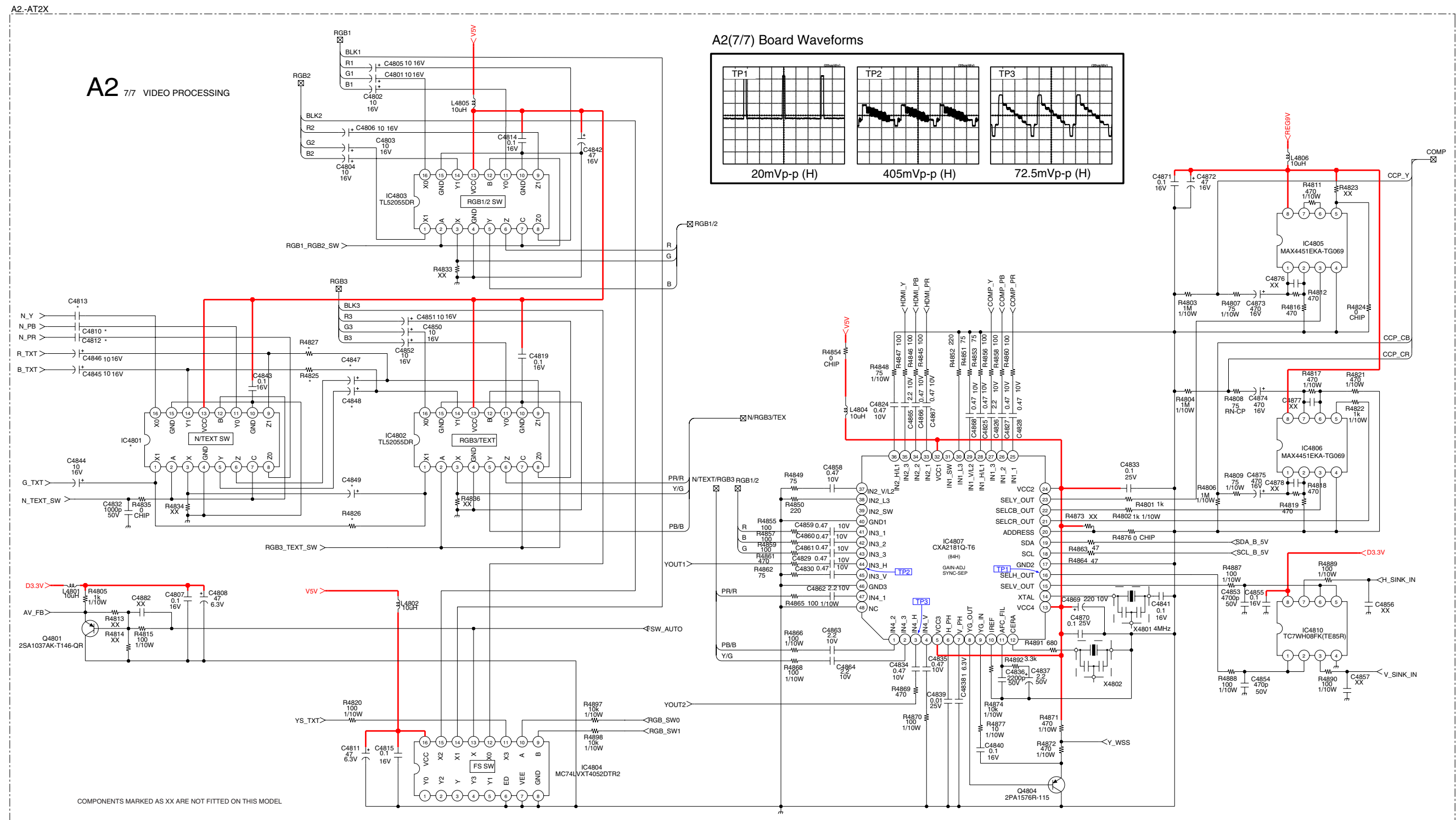


COMPONENTS MARKED AS XX ARE NOT FITTED ON THIS MODEL









~ A2 Board Difference Table ~

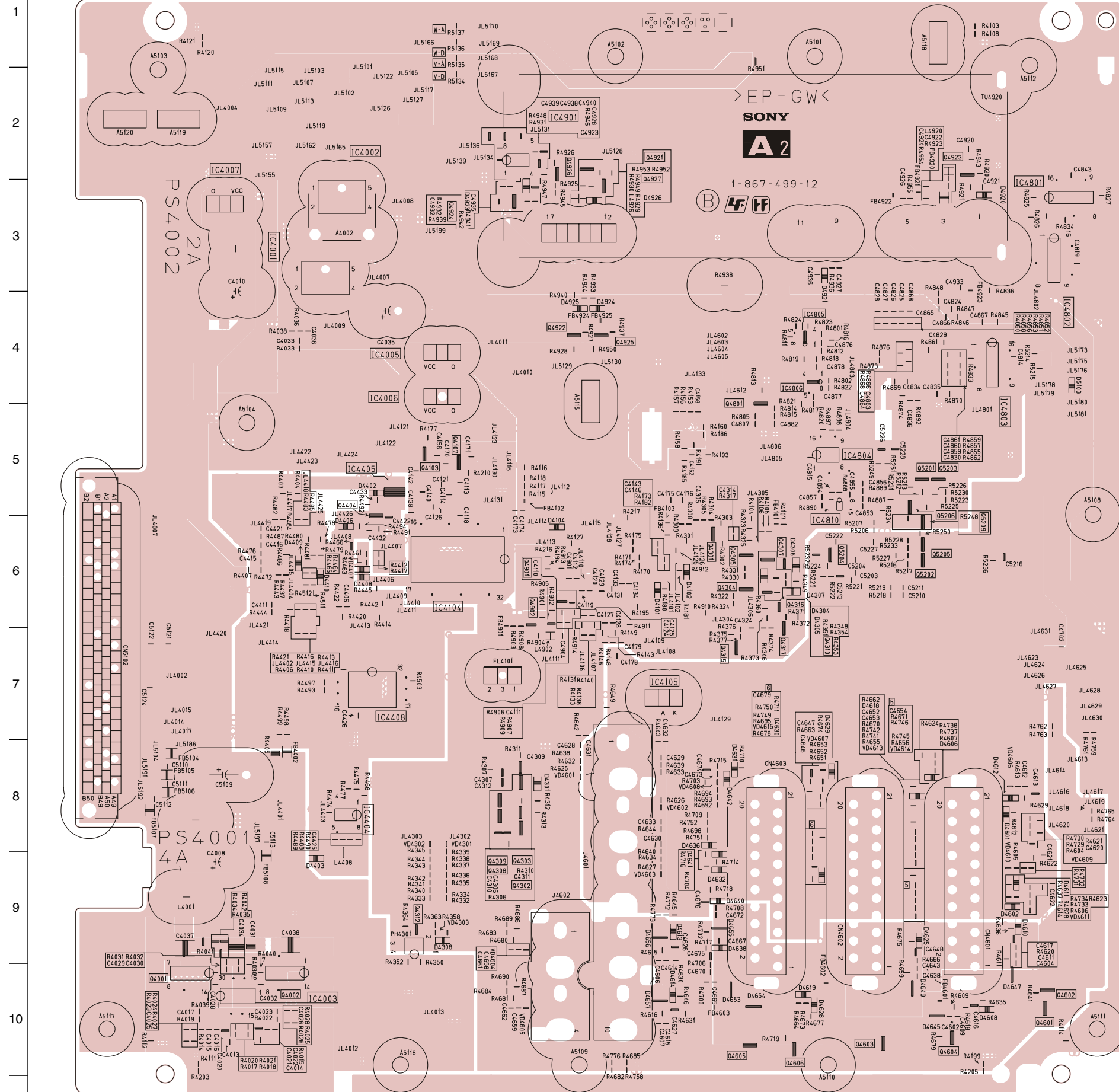
REF	KDL-V32A12U	KLY-V32A10E
C4810	10UF 20.00% 16V	NOT FITTED
C4812	10UF 20.00% 16V	NOT FITTED
C4813	10UF 20.00% 16V	NOT FITTED
C4847	10UF 20.00% 16V	NOT FITTED
C4848	10UF 20.00% 16V	NOT FITTED
C4849	10UF 20.00% 16V	NOT FITTED
C5101	0.01UF 50V	NOT FITTED
C5102	0.01UF 10.00% 16V	NOT FITTED
C5105	0.1UF 25V	NOT FITTED
C5106	0.1UF 25V	NOT FITTED
C5107	0.1UF 25V	NOT FITTED
CN5105	6P	NOT FITTED
CN5106	12P	NOT FITTED
CN5107	3P	NOT FITTED
FB5109	0UH	NOT FITTED
FB5110	0UH	NOT FITTED
FB5111	0UH	NOT FITTED
IC4801	TL52055DR	NOT FITTED
L5205	10UH	NOT FITTED
Q5204	2SC1623-L5L6	NOT FITTED
R4825	NOT FITTED	0
R4826	NOT FITTED	0
R4827	NOT FITTED	0
R5002	0	NOT FITTED
R5113	0	NOT FITTED
R5114	0	NOT FITTED
R5115	0	NOT FITTED
R5117	0	NOT FITTED
R5122	0	NOT FITTED
R5123	0	NOT FITTED
R5124	0	NOT FITTED
R5130	0	NOT FITTED
R5131	NOT FITTED	0
R5134	0	NOT FITTED
R5135	NOT FITTED	0
R5214	NOT FITTED	0
R5215	NOT FITTED	0
R5222	NOT FITTED	0
R5224	0	NOT FITTED
R5229	470 5% 1/10W	NOT FITTED
R5232	0	NOT FITTED

~ A2 Board IC Voltage Table ~

Ref No	Pin No	Volts (V)	Ref No	Pin No	Volts (V)	Ref No	Pin No	Volts (V)	Ref No	Pin No	Volts (V)	Ref No	Pin No	Volts (V)	Ref No	Pin No	Volts (V)
IC4001	1	2.8	IC4102	38	6.8	IC4301	5-7	5.0	IC4410	27	2.0	IC4807	32	5.0	IC5201	24	3.9
	3	0		39	8.1		8	9.1		28	0.3		33-35	2.2		25-26	4.5
	5	0		40	6.9	IC4302	1-3	4.6		29	1.8		36-37	1.0		27-28	0
IC4002	1	2.8		41-42	1.4		4	0		30	0		38	0		29	4.5
	2	11.9		43-44	0		5-7	4.6		31-32	3.3		39	2.4		30	4.3
	3	0		45	3.8	8	9.1	IC4807	40	0	31	4.5					
	4	9.1		46	0	IC4402	1-4		0	2	2.5	41-43	2.2	32		0	
5	0	47-48		3.8	5-6		4.7		3	2.0	44	1.9	33-34	4.6			
IC4004	1	11.9		49	0		7-8		5.0	4	1.0	45	1.0	35		0	
	2	5.9		50-51	3.8	IC4807	1		3.3	5	5.0	46	0	36-38		4.5	
	3	0		52	0		2-3		0	6	3.4	47	2.3	39		3.7	
	4	1.3		53-54	3.8		4-5		1.7	7	2.4	48	0	40-41		4.5	
	5	11.3		55	0		6		2.1	8	2.5	IC5201	1	3.9		42	9.0
IC4102	1	0		56-57	3.8		7		1.9	9	3.3		2	4.5		43-45	4.5
	2	4.6		58	2.7		8		2.0	10	1.0		3	3.9		46	3.7
	3	4.7		59-60	3.8		9-10		1.8	11	3.0		4-5	4.5		47	4.5
	4-11	0		61-64	0		11		2.0	12	1.6		6	0		48	0
	12-13	4.9		65-66	5.0		12		1.9	13	5.0		7	4.9		49	4.9
	14-20	0		67-68	1.6		13-14		1.5	14	2.8		8	3.9		50-54	4.5
	21	4.8		69-70	0		15		1.4	15	0		9	4.5		55	3.7
	22-23	0	71	2.3	16		0	16	0.5	10	3.9		56	4.0			
	24-25	0.5	72	2.1	17		1.3	17	0	11-12	4.5		57	0			
	26	0	73	0	18		1.4	18-19	4.9	13-14	0		58	4.4			
	27-28	0.4	74	2.3	19		1.6	20	0	15	3.9		59	4.5			
	29	0	75	0	20	1.7	21-23	2.3	16	4.5	60		4.3				
	30	0.4	76	2.5	21	1.8	24	5.0	17	3.9	61-62		4.5				
	31-32	0	77-79	0	22	0	25-27	2.2	18-19	4.5	63		3.9				
	33-34	3.8	80	4.9	23	0.7	28-29	1.0	20-21	0	64	4.5					
35	0	IC4301	1-3	5.0	IC4410	24	1.7	30	0	IC5202	1-2	4.4					
36-37	3.8		4	0		25-26	1.8	31	2.5		23	4.5	4-5	9.0			

A B C D E F G H I J K L M N O

~ A2 Printed Wiring Board Conductor Side B ~



~ A2 Board Semiconductor Location Table Side B ~

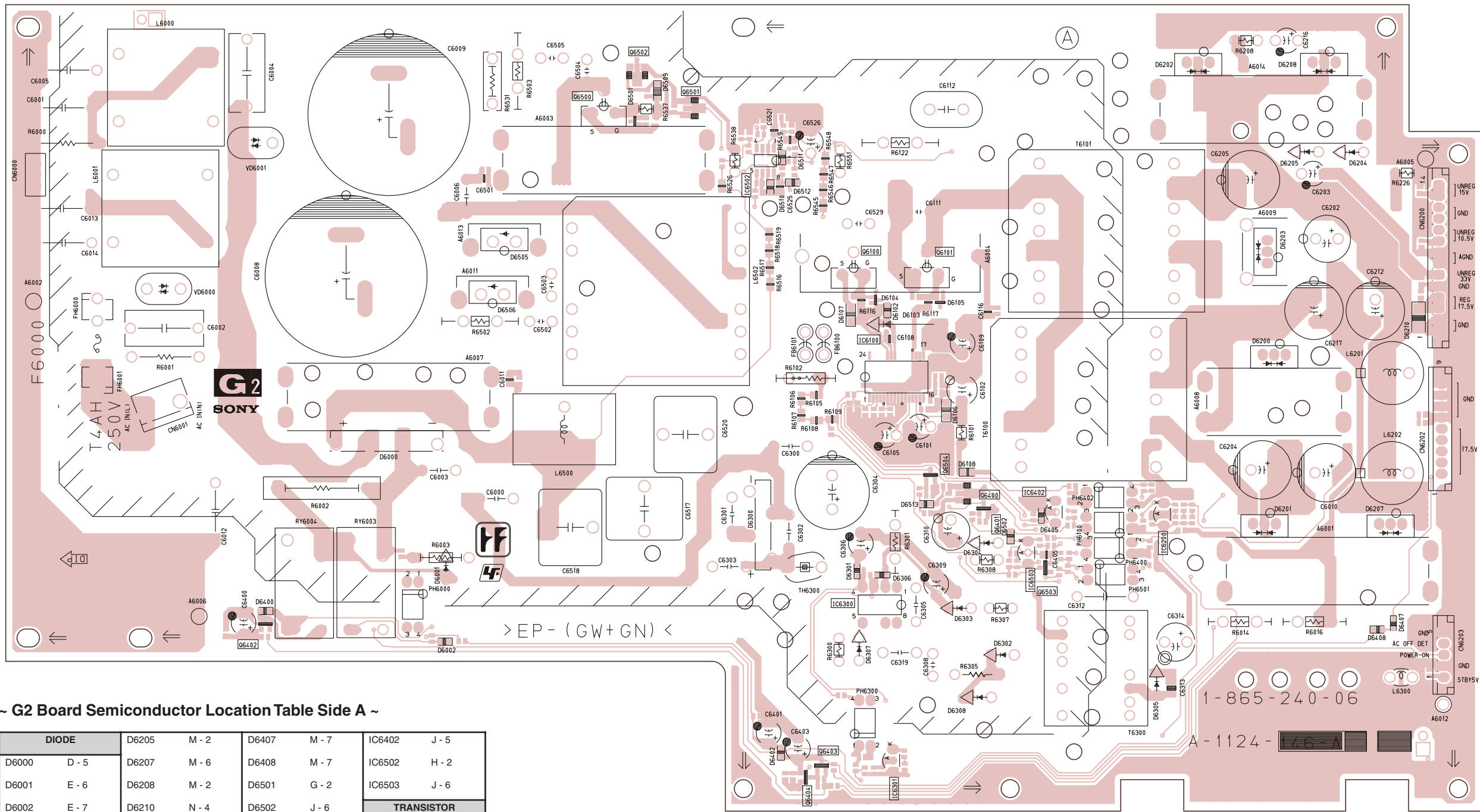
DIODE		D4640	G - 9	Q4301	G - 6
D4101	F - 6	D4641	F - 9	Q4304	G - 6
D4102	F - 6	D4921	H - 4	Q4305	G - 6
D4301	E - 8	D4923	D - 3	Q4307	G - 6
D4304	G - 6	IC		Q4308	E - 9
D4306	G - 6	IC4001	C - 3	Q4309	E - 9
D4307	H - 6	IC4002	C - 2	Q4310	H - 7
D4407	C - 6	IC4003	C - 10	Q4315	G - 7
D4410	C - 6	IC4005	D - 4	Q4316	G - 6
D4601	I - 8	IC4006	D - 4	Q4317	G - 7
D4602	I - 9	IC4007	B - 2	Q4404	C - 5
D4606	I - 8	IC4105	F - 7	Q4801	G - 4
D4608	I - 10	IC4404	C - 8	Q4901	E - 6
D4610	I - 9	IC4405	C - 5	Q4902	E - 6
D4611	J - 9	IC4408	D - 7	Q4921	F - 2
D4613	F - 9	IC4801	I - 3	Q4923	I - 2
D4614	F - 10	IC4802	J - 4	Q4924	D - 3
D4618	H - 7	IC4803	I - 4	Q4926	E - 2
D4619	G - 10	IC4804	H - 5	Q4927	F - 3
D4625	H - 9	IC4805	H - 4	Q5201	I - 5
D4628	G - 10	IC4806	G - 4	Q5202	H - 6
D4630	G - 7	IC4810	H - 6	Q5203	I - 5
D4631	G - 8	IC4901	E - 2	Q5204	H - 6
D4632	G - 9	TRANSISTOR		Q5205	I - 6
D4636	F - 9	Q4001	B - 10	Q5206	I - 5
D4638	G - 9	Q4002	C - 10	Q5209	I - 6



- 57 -


A B C D E F G H I J K L M N O

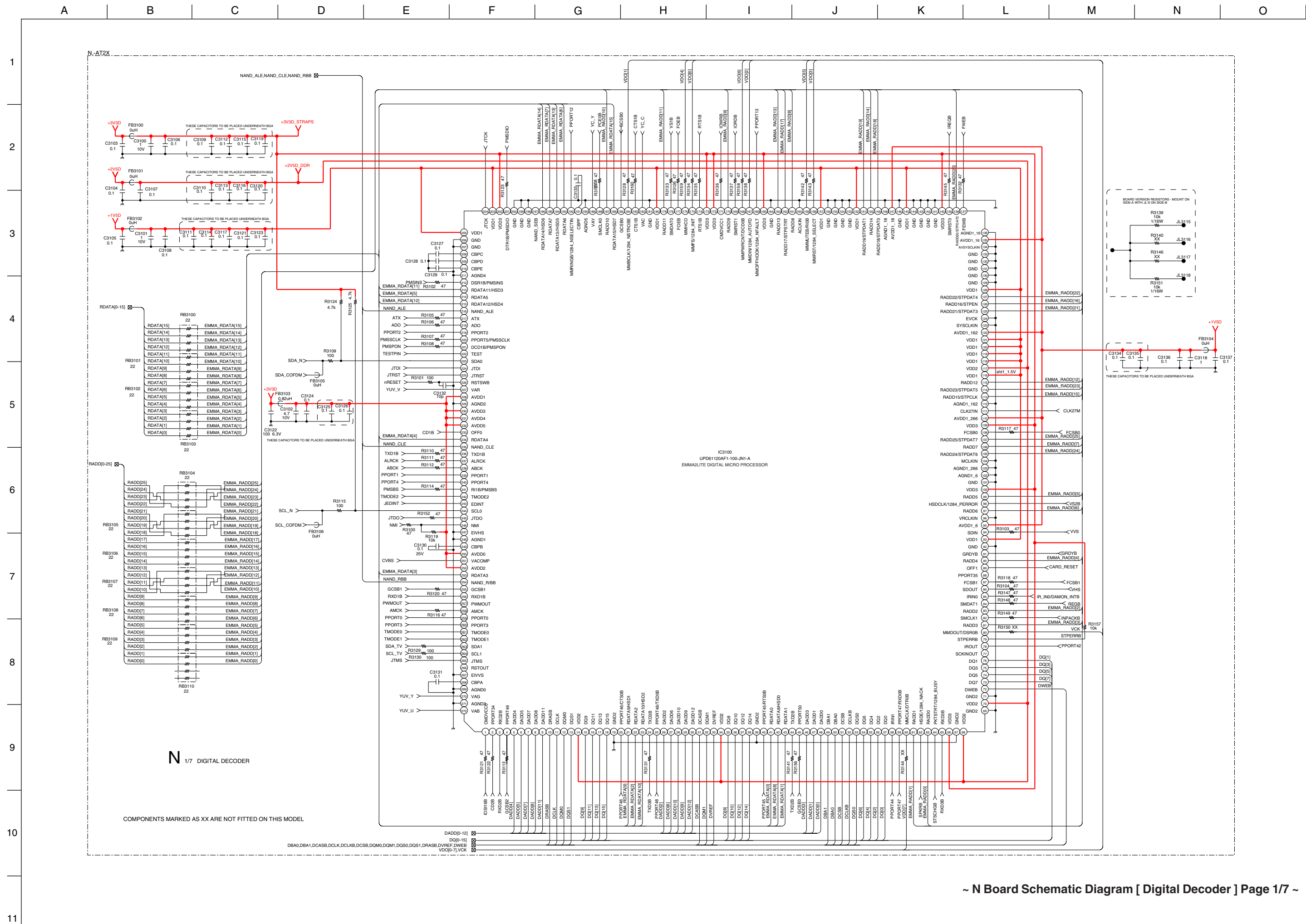
~ G2 Printed Wiring Board Conductor Side A ~

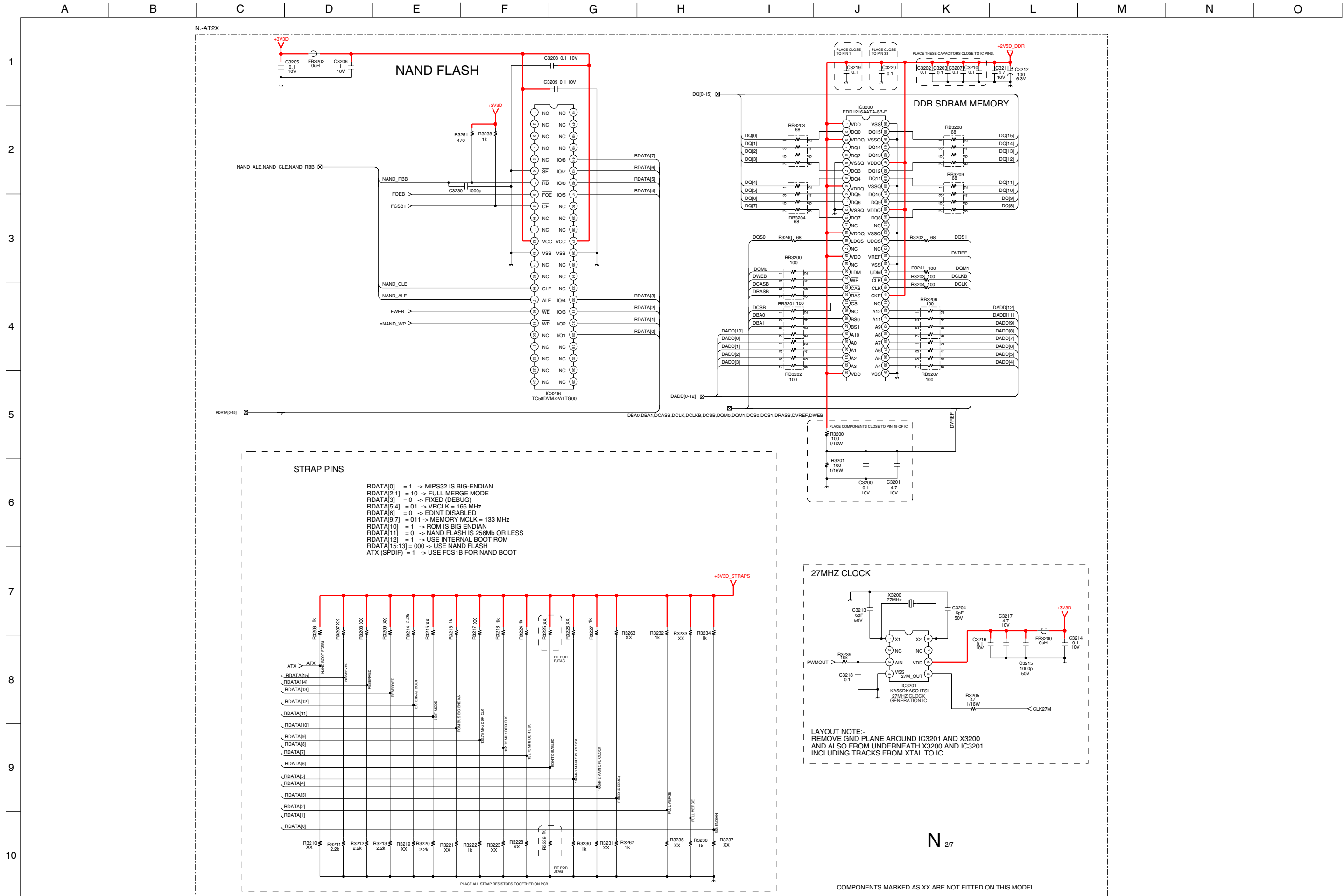


~ G2 Board Semiconductor Location Table Side A ~

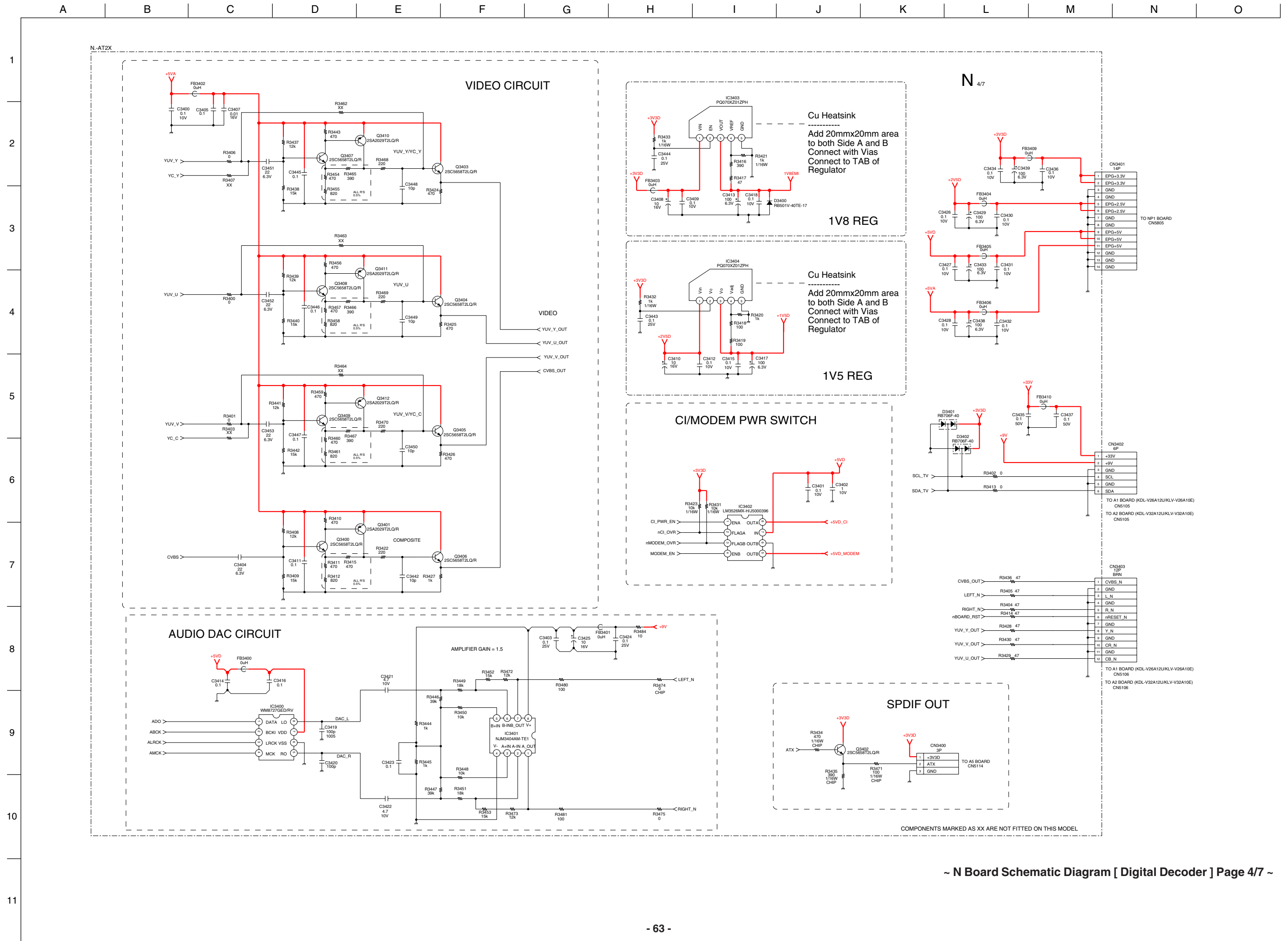
DIODE		D6205	M - 2	D6407	M - 7	IC6402	J - 5
D6000	D - 5	D6207	M - 6	D6408	M - 7	IC6502	H - 2
D6001	E - 6	D6208	M - 2	D6501	G - 2	IC6503	J - 6
D6002	E - 7	D6210	N - 4	D6502	J - 6	TRANSISTOR	
D6102	I - 4	D6300	H - 6	D6505	F - 3	Q6100	I - 3
D6103	I - 4	D6301	I - 6	D6506	E - 4	Q6101	I - 3
D6104	I - 4	D6302	J - 7	D6509	G - 2	Q6400	J - 5
D6105	I - 4	D6303	I - 7	D6510	H - 3	Q6401	J - 6
D6106	I - 5	D6304	J - 6	D6511	H - 2	Q6402	C - 7
D6107	I - 4	D6305	K - 7	D6512	H - 3	Q6403	H - 8
D6108	I - 5	D6306	I - 6	D6513	I - 5	Q6404	H - 8
D6200	L - 4	D6307	H - 7	IC		Q6500	F - 2
D6201	L - 6	D6308	I - 7	IC6100	I - 4	Q6501	G - 2
D6202	L - 2	D6400	C - 6	IC6200	K - 6	Q6502	G - 2
D6203	L - 3	D6402	H - 8	IC6300	I - 6	Q6503	J - 6
D6204	M - 2	D6405	J - 6	IC6301	I - 8	Q6504	I - 5

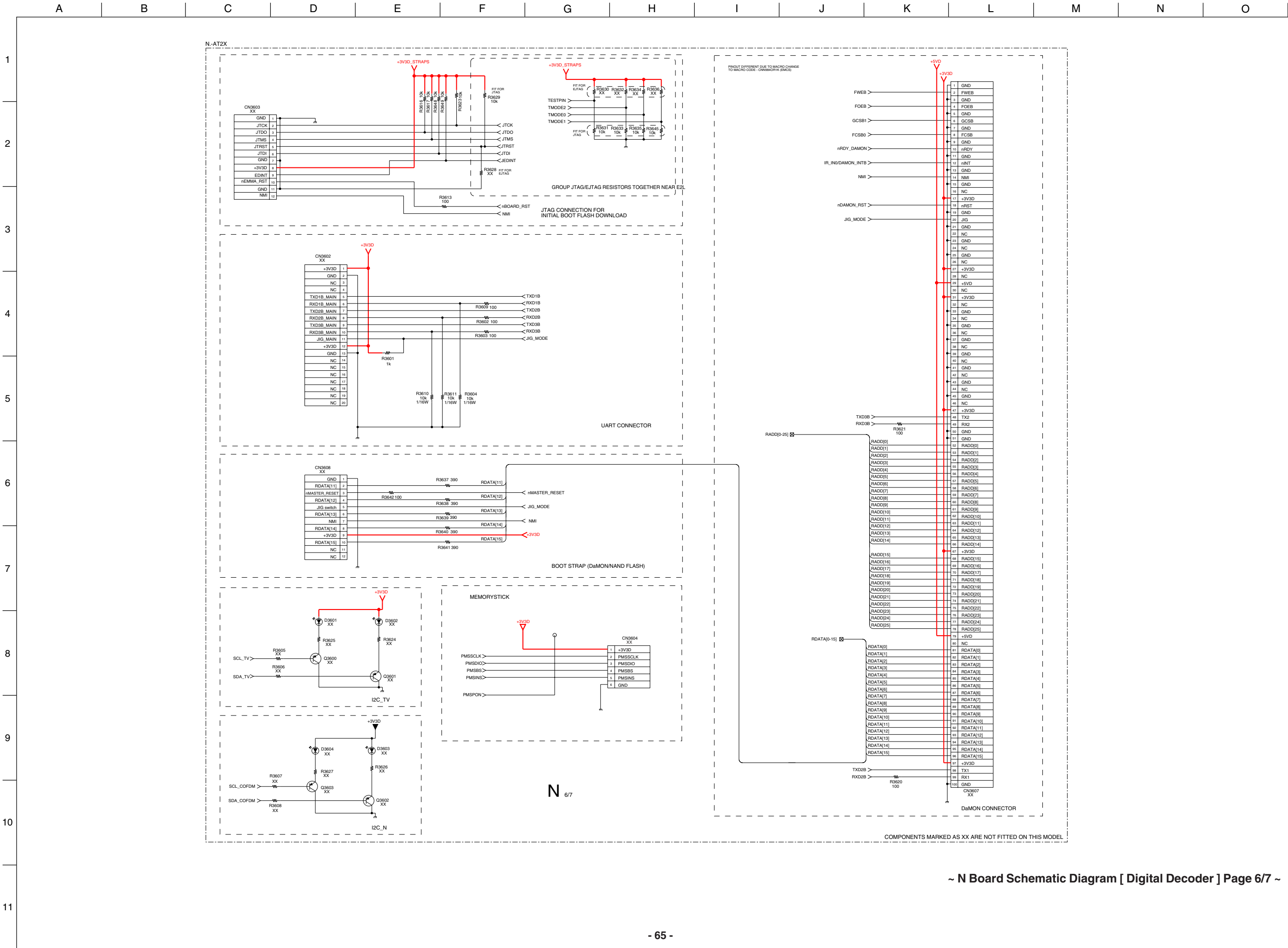








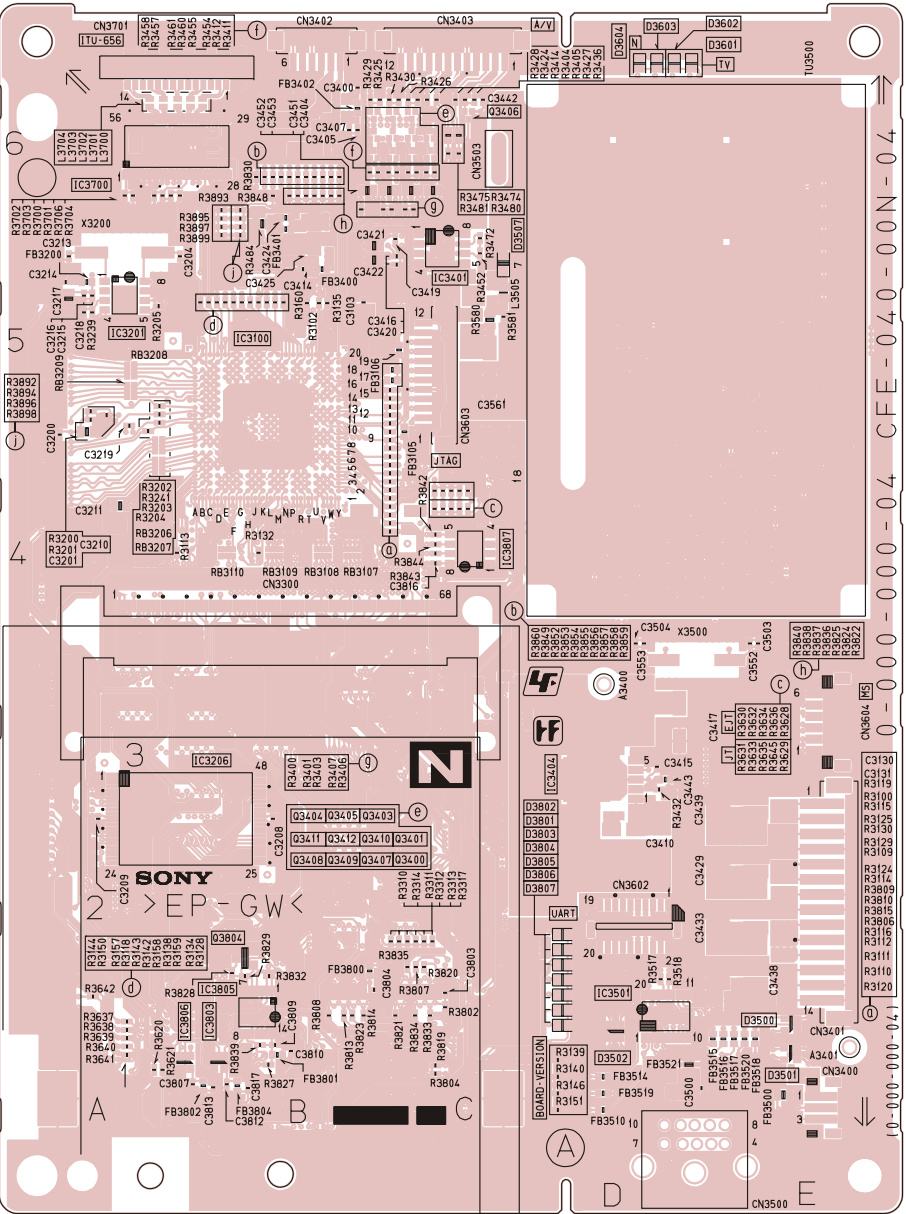




~ N Board Semi-conductor Location Table Side A ~

DIODE	
D3500	F - 6
D3501	F - 7
D3502	E - 7
D3507	E - 2
D3601	F - 1
D3602	F - 1
D3603	E - 1
D3604	E - 1
D3801	E - 5
D3802	E - 5
D3803	E - 5
D3804	E - 5
D3805	E - 5
D3806	E - 5
D3807	E - 5
IC	
IC3100	C - 3
IC3201	C - 3
IC3206	C - 5
IC3401	D - 2
IC3404	E - 5
IC3501	E - 6
IC3803	C - 6
IC3805	C - 6
IC3806	C - 6
IC3807	D - 4
TRANSISTOR	
Q3400	D - 5
Q3401	D - 5
Q3403	D - 5
Q3404	D - 5
Q3405	D - 5
Q3406	E - 2
Q3407	D - 5
Q3408	D - 5
Q3409	D - 5
Q3410	D - 5
Q3411	D - 5
Q3412	E - 2
Q3804	C - 6

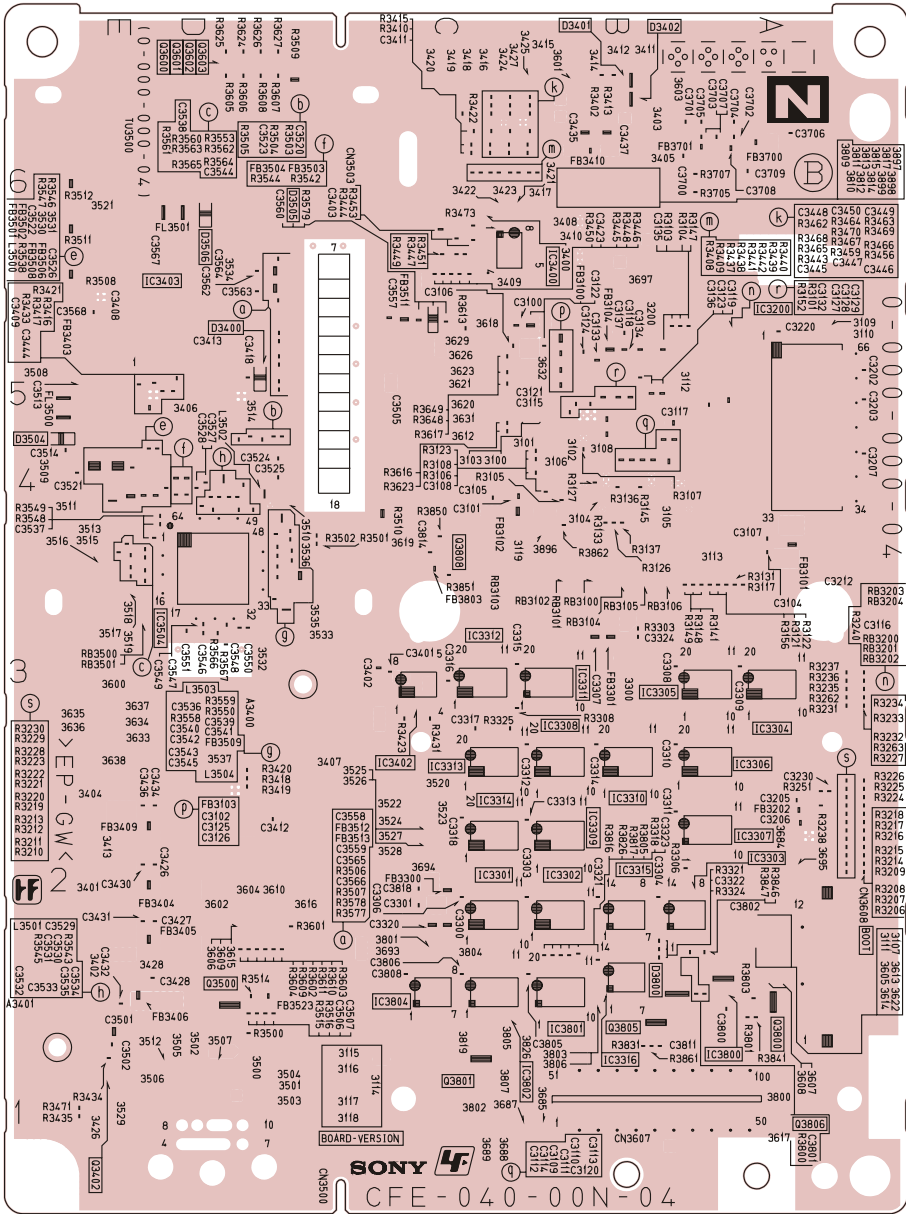
~ N Printed Wiring Board Conductor Side A ~



~ N Board IC Voltage Table ~

Ref No	Pin No	Volts (V)	Ref No	Pin No	Volts (V)	Ref No	Pin No	Volts (V)	Ref No	Pin No	Volts (V)	Ref No	Pin No	Volts (V)	Ref No	Pin No	Volts (V)
IC3201	1	1.6	IC3400	4	1.5	IC3401	8	9.0	IC3403	4	1.3	IC3501	2	0	IC3501	19-20	3.2
	2-4	0		5	2.6		1	0		5	0		3	3.2		1-4	3.2
	5	1.6		6	0	IC3402	2-3	3.2		1	2.6		4-6	0	IC3805	5-7	0
	6	3.2		7	5.1		4-6	0		2	3.2		7	0.7		8-14	3.2
	7	0	IC3401	8	2.6	IC3403	7	5.2		3	1.5		8	3.2	IC3807	1-4	0
IC3400	8	1.6		1-3	4.5		8	0		4	1.3		9	3.2		5-6	3.2
	1	1.7	IC3401	4	0	IC3403	1-2	3.2	IC3501	5	0		10-11	0		7	0
	2-3	1.6		5-7	4.5		3	1.8		1	3.2		17	3.2		8	3.2

~ N Printed Wiring Board Conductor Side B ~

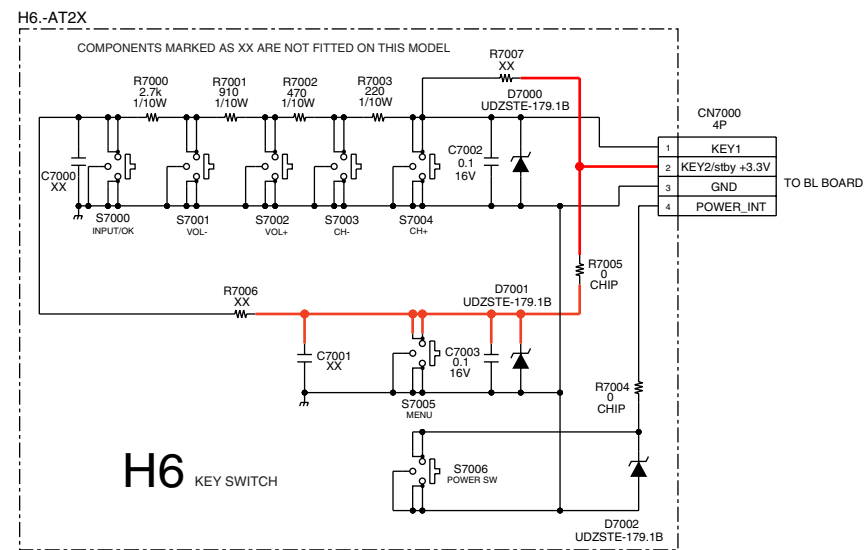


~ N Board Semi-conductor Location Table Side B ~

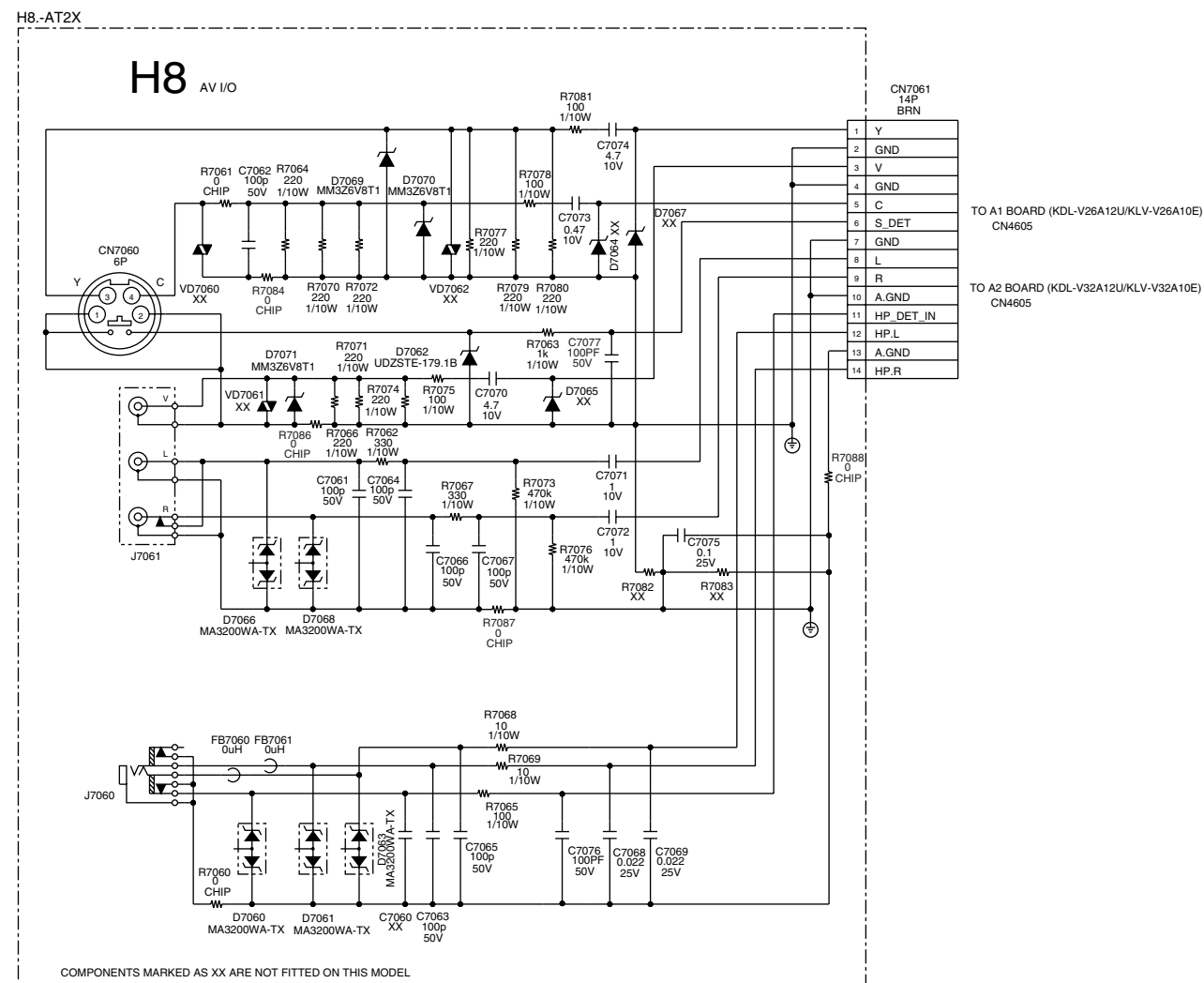
DIODE	
D3400	J - 3
D3401	L - 1
D3402	L - 1
D3504	I - 3
D3505	J - 2
D3506	J - 2
D3800	L - 6
IC	
IC3200	M - 2
IC3301	L - 6
IC3302	L - 6
IC3303	M - 6
IC3304	M - 5
IC3305	M - 5
IC3306	M - 5
IC3307	M - 6
IC3308	L - 5
IC3309	L - 6
IC3310	L - 5
IC3311	L - 5
IC3312	K - 5
IC3313	L - 5
IC3314	L - 5
IC3315	L - 6
IC3316	L - 7
IC3400	L - 2
IC3402	K - 5
IC3403	J - 2
IC3504	J - 4
IC3800	M - 6
IC3801	L - 6
IC3802	L - 7
IC3804	K - 6
TRANSISTOR	
Q3402	J - 7
Q3500	J - 6
Q3600	J - 1
Q3601	J - 1
Q3602	J - 1
Q3603	J - 1
Q3800	M - 6
Q3801	K - 7
Q3805	L - 6
Q3806	M - 7
Q3808	K - 4

A B C D E F G H I J K L M N O

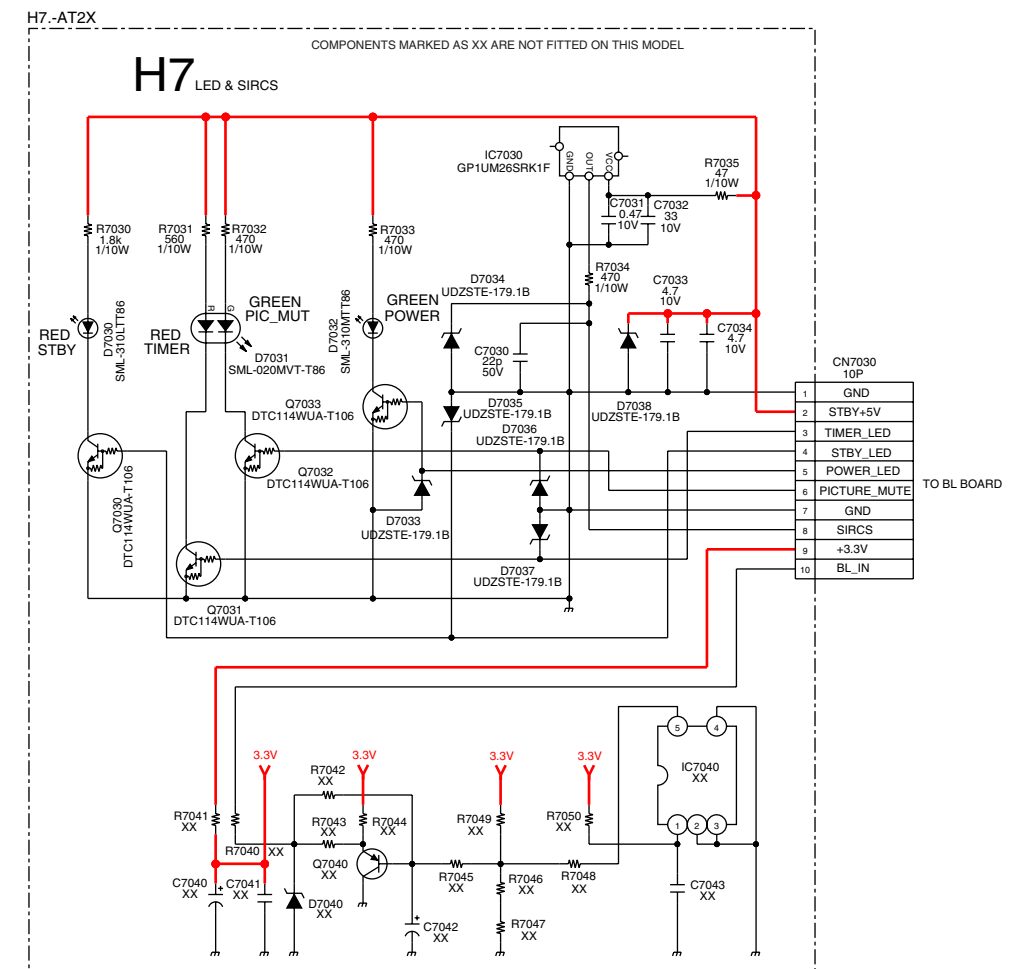
~ H6 Board Schematic Diagram [Key Switch] ~



~ H8 Board Schematic Diagram [AV I/O] ~

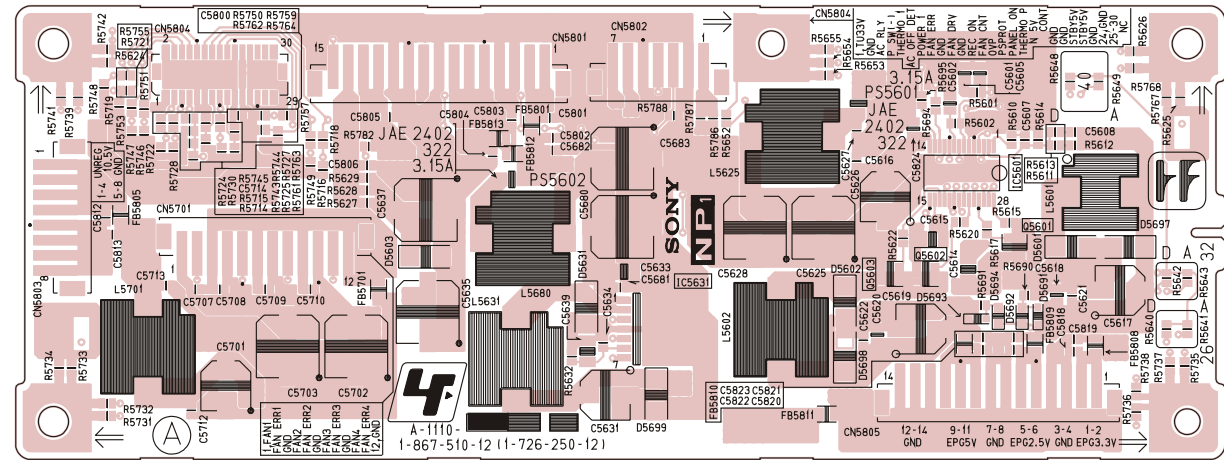


~ H7 Board Schematic Diagram [LED & Sircs] ~





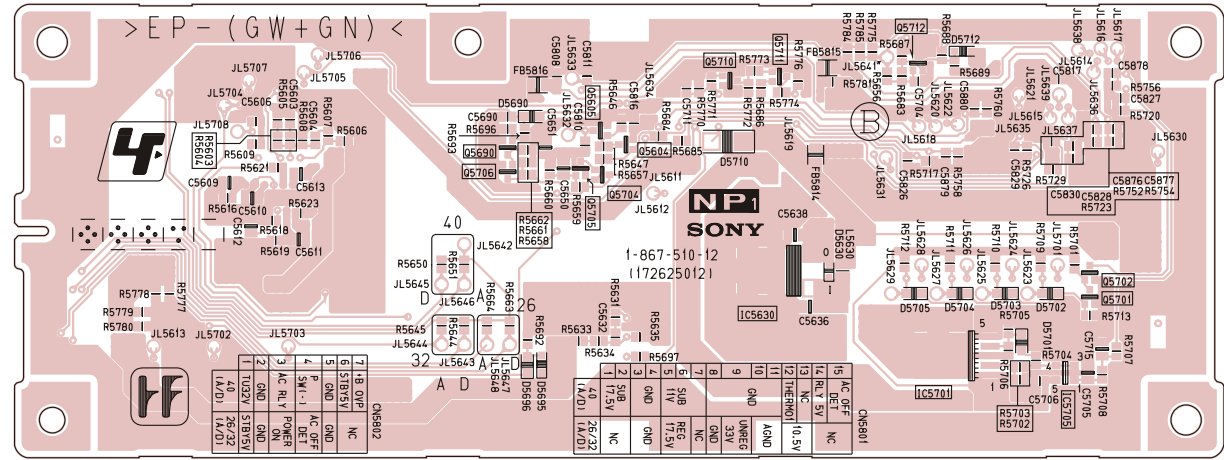
~ NP1 Printed Wiring Board Conductor Side A ~



~ NP1 Board Semiconductor Location Table Side A ~

DIODE		D5631	D - 3	D 5699	D - 3	IC5631	D - 3	Q5602	F - 3
D5601	F - 3	D5697	G - 2	IC		TRANSISTOR		Q5603	E - 3
D5602	E - 3	D5698	E - 3	IC5601	F - 2	Q5601	F - 3		

~ NP1 Printed Wiring Board Conductor Side B ~



~ NP1 Board Semiconductor Location Table Side B ~

DIODE		D5703	F - 8	IC		TRANSISTOR		Q5604	D - 7
D5701	F - 8	D5704	F - 8	IC5701	F - 8	Q5701	G - 8	Q5605	D - 7
D5702	F - 8	D5705	F - 8	IC5705	F - 9	Q5702	G - 8		

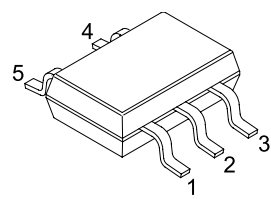
~ NP1 Board Difference Table ~

REF	KDL-V26A12U KDL-V32A12U	KLV-V26A10E KLV-V32A10E
C5601	2.2UF 10% 6.3V	NOT FITTED
C5602	2.2UF 10% 6.3V	NOT FITTED
C5603	470PF 5.00% 50V	NOT FITTED
C5604	0.0022UF 10.00% 50V	NOT FITTED
C5605	1UF 10% 16V	NOT FITTED
C5606	100PF 5.00% 50V	NOT FITTED
C5607	0.0068UF 10.00% 25V	NOT FITTED
C5608	0.0015UF 10.00% 50V	NOT FITTED
C5609	0.1UF 10.00% 25V	NOT FITTED
C5610	1UF 10% 16V	NOT FITTED
C5612	0.1UF 10.00% 25V	NOT FITTED
C5613	1UF 10% 16V	NOT FITTED
C5614	1UF 10.00% 25V	NOT FITTED
C5615	1UF 10.00% 25V	NOT FITTED
C5616	10UF 20% 25V	NOT FITTED
C5617	56UF 20% 10V	NOT FITTED
C5618	0.1UF 10.00% 25V	NOT FITTED
C5619	56UF 20% 10V	NOT FITTED
C5620	0.1UF 10.00% 25V	NOT FITTED
C5621	0.01UF 10.00% 25V	NOT FITTED
C5622	0.01UF 10.00% 25V	NOT FITTED
C5625	100UF 20% 25V	NOT FITTED
C5626	0.1UF 10.00% 25V	NOT FITTED
C5627	0.1UF 10.00% 25V	NOT FITTED
C5628	100UF 20% 25V	NOT FITTED
C5631	220UF 20% 6.3V	NOT FITTED
C5632	0.0068UF 10.00% 25V	NOT FITTED
C5633	1UF 10.00% 25V	NOT FITTED
C5634	1UF 10.00% 25V	NOT FITTED
C5680	100UF 20% 25V	NOT FITTED
C5681	0.1UF 10.00% 25V	NOT FITTED
C5682	0.1UF 10.00% 25V	NOT FITTED
C5683	100UF 20% 25V	NOT FITTED
C5818	0.1UF 10.00% 25V	NOT FITTED
C5819	0.01UF 10.00% 25V	NOT FITTED
C5820	0.1UF 10.00% 25V	NOT FITTED
C5821	0.01UF 10.00% 25V	NOT FITTED
C5822	0.1UF 10.00% 25V	NOT FITTED
C5823	0.01UF 10.00% 25V	NOT FITTED
C5824	10.00% 25V	NOT FITTED
CN5805	14P	NOT FITTED
D5601	RB050L-40TE25	NOT FITTED
D5602	RB050L-40TE25	NOT FITTED
D5631	RB050L-40TE25	NOT FITTED
D5697	PTZ-TE25-3.9B	NOT FITTED
D5698	PTZ-TE25-6.2A	NOT FITTED
D5699	PTZ-TE25-3.9B	NOT FITTED
FB5808	0UH	NOT FITTED
FB5809	0UH	NOT FITTED

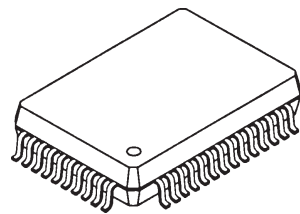
REF	KDL-V26A12U KDL-V32A12U	KLV-V26A10E KLV-V32A10E
FB5810	0UH	NOT FITTED
FB5811	0UH	NOT FITTED
IC5601	BD9775FV	NOT FITTED
IC5631	BD9778HFP	NOT FITTED
L5601	22UH	NOT FITTED
L5602	10UH	NOT FITTED
L5625	10UH	NOT FITTED
L5631	47UH	NOT FITTED
L5680	10UH	NOT FITTED
PS5601	3.15A 24V	NOT FITTED
PS5602	3.15A 24V	NOT FITTED
Q5601	RSQ035P03TR	NOT FITTED
Q5602	RSQ035P03TR	NOT FITTED
Q5603	RTQ045N03TR	NOT FITTED
R5601	47K 5% 1/10W	NOT FITTED
R5602	470K 5% 1/10W	NOT FITTED
R5603	6.8K 0.5% 1/10W	NOT FITTED
R5604	4.7K 5% 1/10W	NOT FITTED
R5605	68K 5% 1/10W	NOT FITTED
R5606	22K 5% 1/10W	NOT FITTED
R5607	15K 5% 1/10W	NOT FITTED
R5608	18K 5% 1/10W	NOT FITTED
R5609	30K 0.5% 1/10W	NOT FITTED
R5610	4.7K 5% 1/10W	NOT FITTED
R5611	22K 5% 1/10W	NOT FITTED
R5612	4.7K 5% 1/10W	NOT FITTED
R5613	1K 5% 1/10W	NOT FITTED
R5614	18K 5% 1/10W	NOT FITTED
R5615	0	NOT FITTED
R5616	1/10W	NOT FITTED
R5617	0	NOT FITTED
R5618	47K 5% 1/10W	NOT FITTED
R5619	0	NOT FITTED
R5620	0	NOT FITTED
R5621	0	NOT FITTED
R5622	0	NOT FITTED
R5623	15K 5% 1/10W	NOT FITTED
R5631	22K 5% 1/10W	NOT FITTED
R5632	100K 5% 1/10W	NOT FITTED
R5633	22K 5% 1/10W	NOT FITTED
R5634	1K 5% 1/10W	NOT FITTED
R5635	10K 5% 1/10W	NOT FITTED
R5642	0	NOT FITTED
R5643	NOT FITTED	0
R5644	0	NOT FITTED
R5645	NOT FITTED	0
R5694	100 5% 1/10W	NOT FITTED
R5695	100 5% 1/10W	NOT FITTED
R5697	100 5% 1/10W	NOT FITTED

4-4. SEMICONDUCTORS

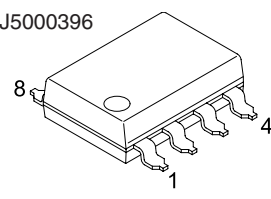
74LVC00-PW
74LVC08APW
74LVC14APW
74LVC273PW
74LVC32A-PW
74LVC541APW



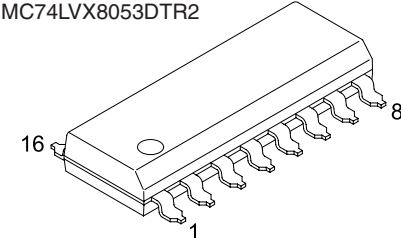
CXA2163AQ-T6



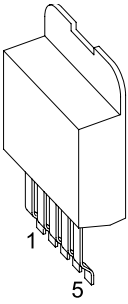
LM3526MX-H/J5000396



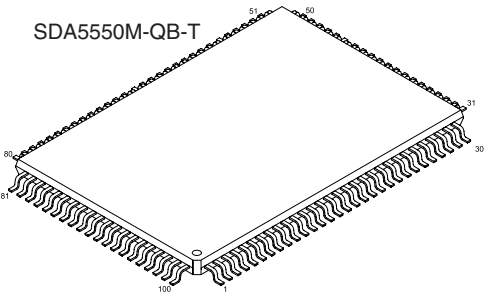
MC74LVX8053DTR2




PQ1CY1032ZP
PQ1CZ41H2ZPH



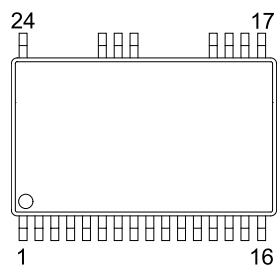
SDA5550M-QB-T



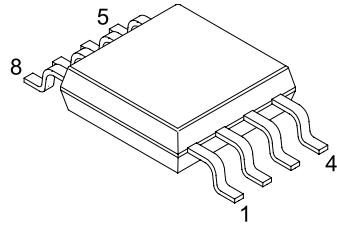
74LVT245PW



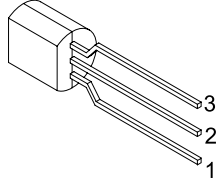
CXD9841M



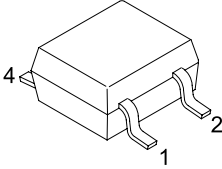
LM393DT (A)



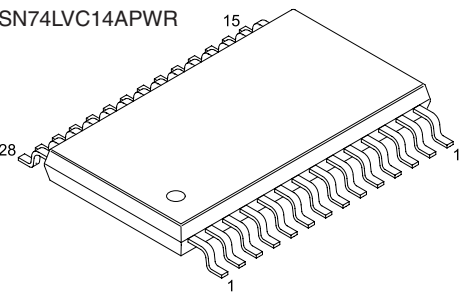
MM1431ATT



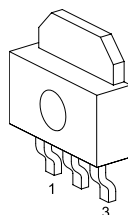
PST3629UL



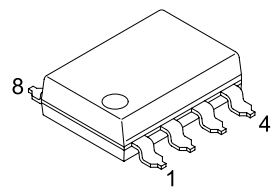
SN74LVC14APWR



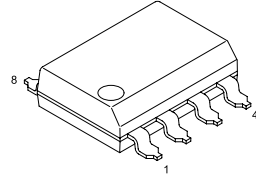
BA09CC0WFP-E2
BA09FP-E2
BA18BC0FP-E2
BA25BC0FP-E2



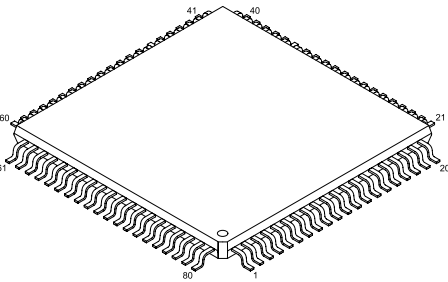
FA5501N-TE1



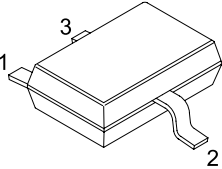
LM75CIMX-3



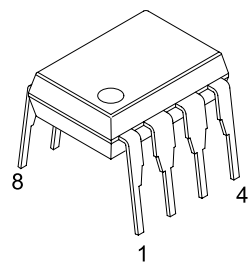
MSP4411K-QA-D5-001



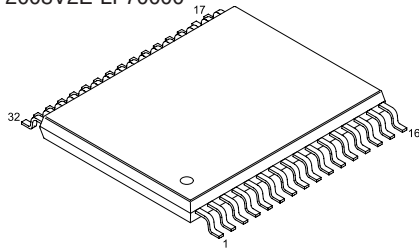
PST600IMT



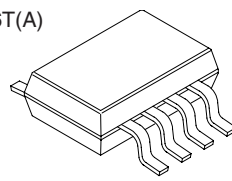
BA7046F



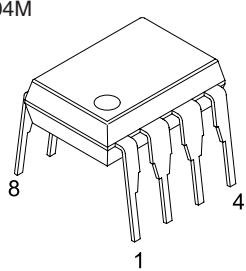
K6F2008V2E-LF70000



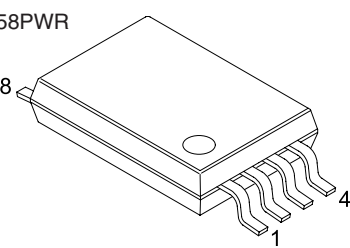
M24128-BWMN6T(A)



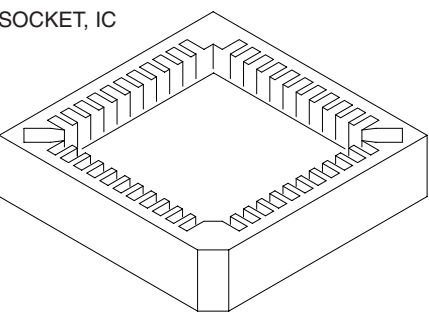
NJM2904M



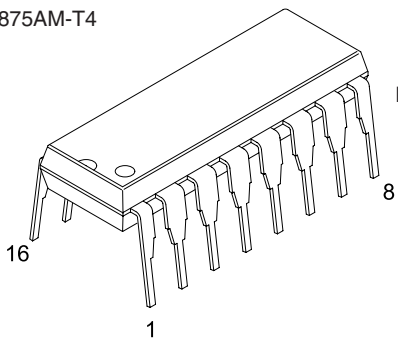
RC4558PWR



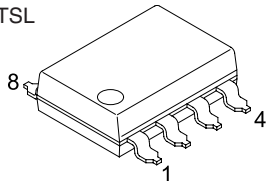
SOCKET, IC



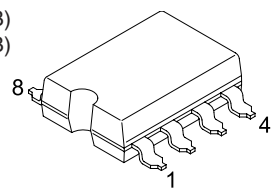
CXA1875AM-T4



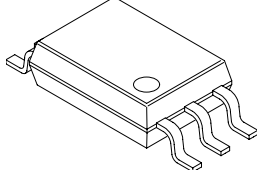
KA5SDKASO1TSL



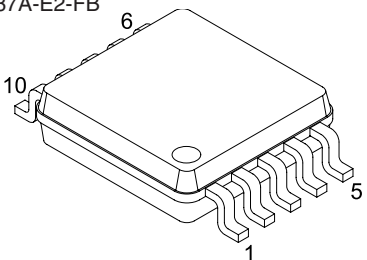
M24C02-WMN6T(B)
M24C32-WMN6T(B)



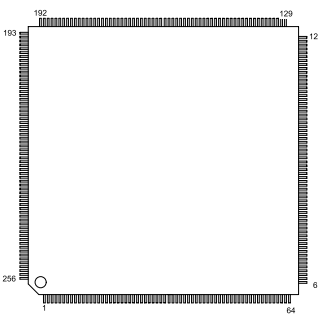
NJM3404AM-T1
NJM3414AV(TE2)



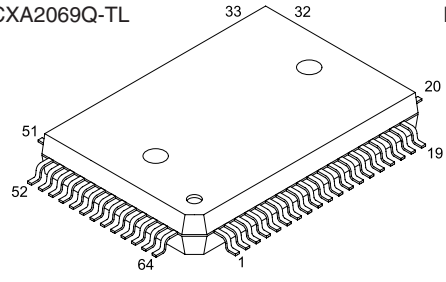
RV5C387A-E2-FB



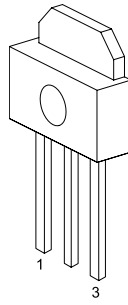
SVPEX-S



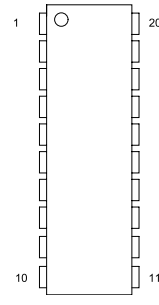
CXA2069Q-TL



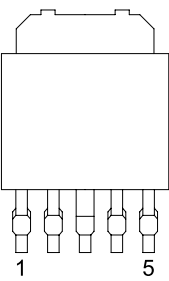
L88M05T-FA-TL



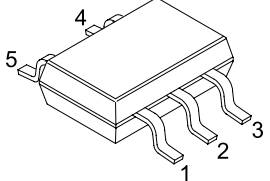
M52347FP-TE



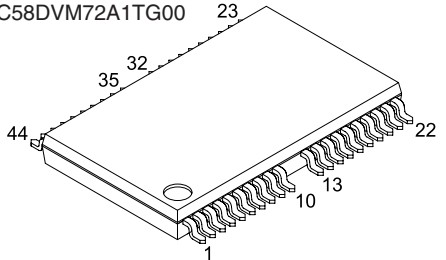
PQ070XZ01ZPH
PQ070XZ1HZPH



S-1111B33MC-NYSTFG



TC58DVM72A1TG00



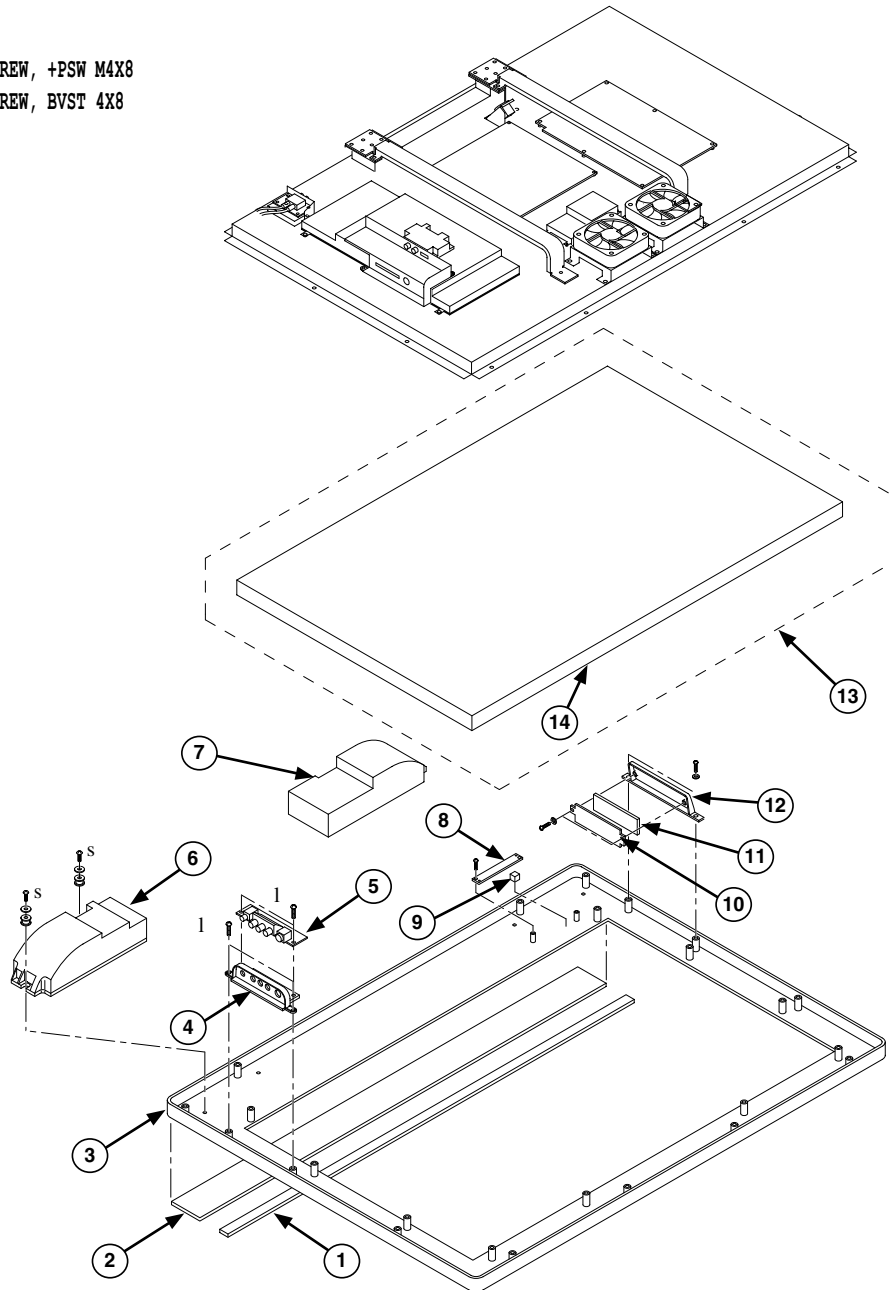
SECTION 5 EXPLODED VIEWS

NOTE :

- Items with no part number and no description are not stocked because they are seldom required for routine service.
- The construction parts of an assembled part are indicated with a collation number in the remarks column.
- Items marked “*” are not stocked since they are seldom required for routine service. Some delay should be anticipated when ordering these items.

5-1. CHASSIS

s	2-580-600-01	SCREW, +PSW M4X8
l	2-580-630-01	SCREW, BVST 4X8



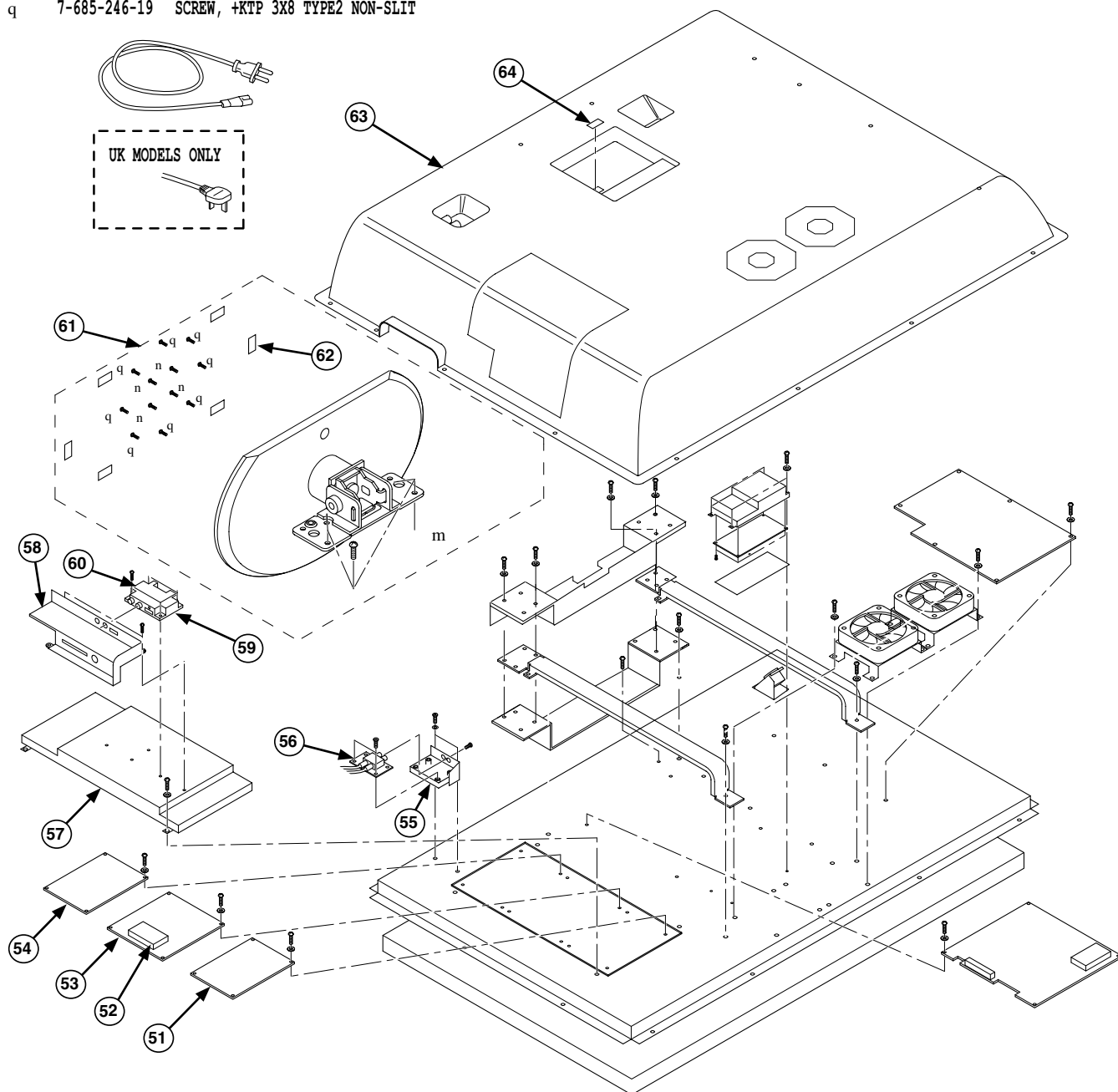
REF.NO.	PART.NO	DESCRIPTION	REMARK	REF.NO.	PART.NO	DESCRIPTION	REMARK
1	2-581-415-12	ORNAMENTAL PANEL (32) (KDL-V32A12U)		8	*A-1090-222-A	H7 BOARD, COMPLETE	
	2-581-415-12	ORNAMENTAL PANEL (32) (KLV-V32A10E)		9	2-581-349-03	GUIDE, LIGHT	
	2-581-411-11	ORNAMENTAL PANEL (26) (KDL-V26A12U)		10	*A-1090-221-A	H6 BOARD, COMPLETE	
	2-581-411-11	ORNAMENTAL PANEL (26) (KLV-V26A10E)		11	2-581-348-02	BUTTON, MULTI	
2	2-581-410-01	SPEAKER GRILLE (26) (KLV-V26A10E/KDL-V26A12U)		12	2-581-344-13	BRACKET, MULTI BUTTON	
	2-581-414-02	NET, SPEAKER (32) (KLV-V32A10E/KDL-V32A12U)		13	A-1128-520-A	PANEL COMPLETE 26	14
3	X-2059-314-3	BEZEL ASSY (KLV-V26A10E/KDL-V26A12U)				(KLV-V26A10E/KDL-V26A12U)	
	X-2050-373-2	BEZEL ASSY (KLV-V32A10E/KDL-V32A12U)			A-1147-283-A	PANEL COMPLETE 32	14
4	*2-581-342-12	HOLDER, SIDE TERMINAL				(KLV-V32A10E/KDL-V32A12U)	
5	*A-1090-223-A	H8 BOARD, COMPLETE		14	1-805-870-51	PANEL, LCD (KLV-V32A10E/KDL-V32A12U)	
6	1-826-239-11	LOUDSPEAKER (L)			1-805-871-11	PANEL, LCD (KLV-V26A10E/KDL-V26A12U)	
7	1-826-239-21	LOUDSPEAKER (R)					

5-2. DISPLAY

n 7-682-973-39 SCREW, +PSW 5X14

m 2-320-333-01 SCREW, +B M4X6

q 7-685-246-19 SCREW, +KTP 3X8 TYPE2 NON-SLIT



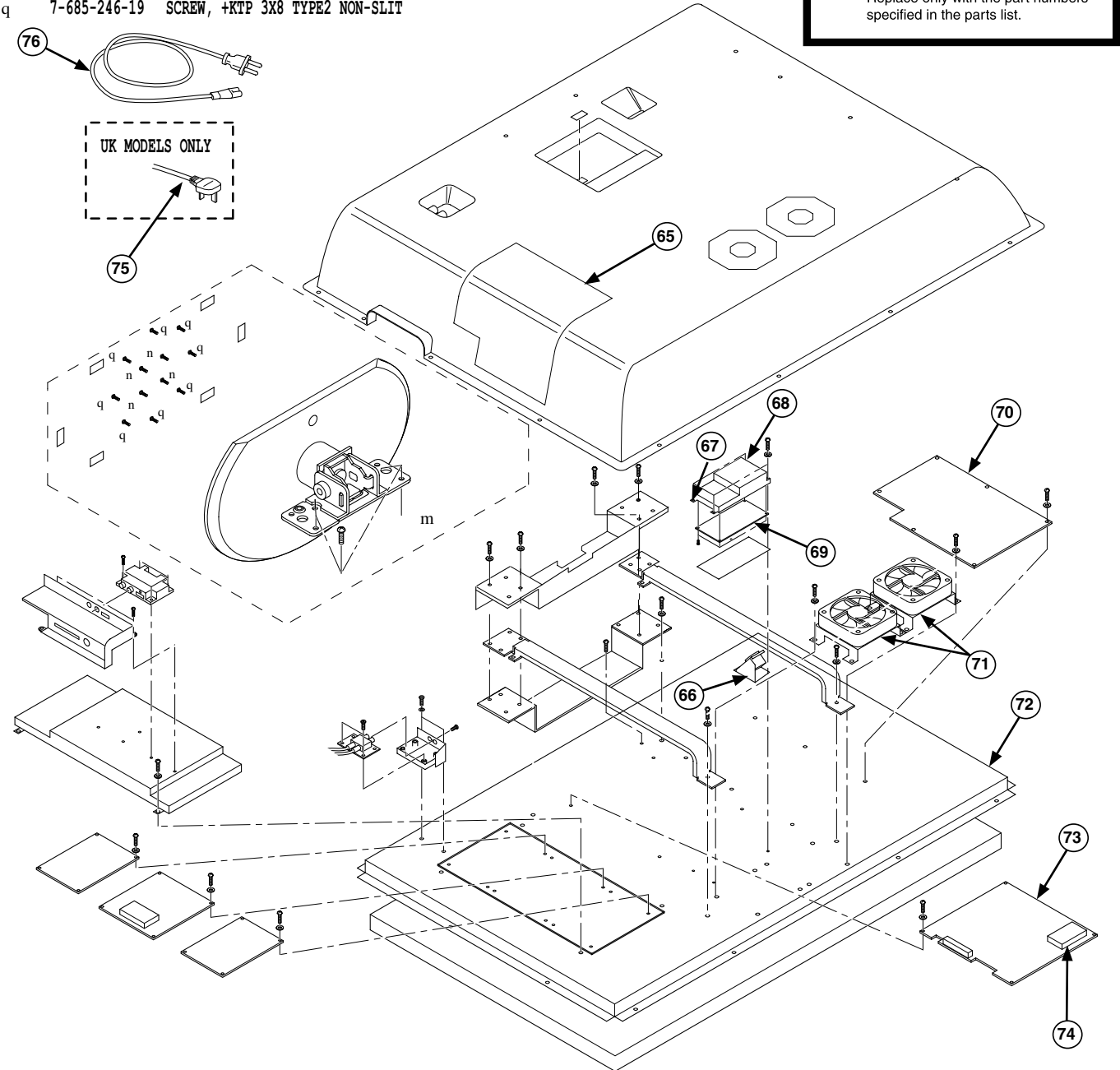
REF.NO.	PART.NO	DESCRIPTION	REMARK	REF.NO.	PART.NO	DESCRIPTION	REMARK
51	*A-1110-610-B	NP1 BOARD, COMPLETE (KDL-V26A12U/V32A12U)		56	*A-1090-224-A	RF BOARD, COMPLETE (KDL-V26A12U/V32A12U)	
	*A-1086-132-B	NP1 BOARD, COMPLETE (KLV-V26A10E/V32A10E)		57	*2-581-221-01	SHIELD (UPPER A), DIGITAL	
52	8-597-997-00	TUNER, FSS BTP-DC4122 (KDL-V26A12U/V32A12U)		58	*2-581-437-12	HOLDER, DIGITAL TERMINAL (KDL-V26A12U/V32A12U)	
53	*A-1101-788-B	N BOARD, COMPLETE (KDL-V26A12U/V32A12U)			*2-581-437-22	HOLDER, DIGITAL TERMINAL (KLV-V26A10E/V32A10E)	
54	*A-1101-820-B	BL BOARD, COMPLETE (KDL-V32A12U)		59	*A-1115-078-B	P BOARD, COMPLETE	
	*A-1101-820-B	BL BOARD, COMPLETE (KLV-V32A10E)		60	*2-595-154-02	SHIELD (UPPER A), HDMI	
	*A-1127-375-B	BL BOARD, COMPLETE (KDL-V26A12U)		61	X-2025-223-4	STAND ASSY (L)	62
	*A-1127-375-B	BL BOARD, COMPLETE (KLV-V26A10E)		62	4-100-951-11	FOOT, STAND	
55	*2-595-150-02	BRACKET (32A-DIG), RF (KDL-V32A12U)		63	X-2059-315-1	REAR CABINET ASSY (KLV-V26A10E/KDL-V26A12U)	
	*2-595-151-02	BRACKET (32A-ANA), RF (KLV-V32A10E)			X-2050-374-2	REAR CABINET ASSY (KLV-V32A10E/KDL-V32A12U)	
	*2-595-152-01	BRACKET (26A-DIG), RF (KDL-V26A12U)		64	4-094-922-41	COVER, ECS (15V)	
	*2-595-153-01	BRACKET (26A-ANA), RF (KLV-V26A10E)					

Note : Les composants identifiés par une trame et par une marque Δ sont d'une importance critique pour la sécurité. Ne les remplacer que par des pièces du numéro spécifié.

Note : The components identified by shading and marked Δ are critical for safety. Replace only with the part numbers specified in the parts list.

5-2. DISPLAY (Continued)

- n
7-682-973-39
SCREW, +PSW 5X14
- m
2-320-333-01
SCREW, +B M4X6
- q
7-685-246-19
SCREW, +KTP 3X8 TYPE2 NON-SLIT



REF.NO.	PART.NO	DESCRIPTION	REMARK	REF.NO.	PART.NO	DESCRIPTION	REMARK
65	2-581-343-11	COVER, DIGITAL TERMINAL		73	*A-1106-557-A	A1 BOARD, COMPLETE (ANALOGUE) (KLV-V26A10E)	
66	Δ 1-819-554-11	AC INLET (WITH NOISE FILTER)			*A-1106-556-A	A1 BOARD, COMPLETE (DIGITAL) (KDL-V26A12U)	
	Δ 1-818-098-21	AC INLET (WITH NOISE FILTER)			*A-1101-816-D	A2 BOARD, COMPLETE (ANALOGUE) (KLV-V32A10E)	
		(KLV-V32A10E/KDL-V32A12U)			*A-1101-128-D	A2 BOARD, COMPLETE (DIGITAL) (KDL-V32A12U)	
67	2-595-142-01	SHIELD (LOWER) K		74	8-597-993-00	TUNER, FSS BTF-EF412Z	
68	2-595-143-01	SHIELD (UPPER) KD		75	Δ 1-830-609-11	AC POWER-SUPPLY CORD SET (KDL-V26A12U)	
69	*A-1086-130-B	KD BOARD, COMPLETE			Δ 1-824-337-21	POWER-SUPPLY CORD FERRITE CORE (KDL-V32A12U)	
70	*A-1149-493-A	G2 BOARD, COMPLETE		76	Δ 1-830-611-11	POWER-SUPPLY CORD (KLV-V26A10E)	
71	1-787-333-11	D.C. FAN (KLV-V32A10E/KDL-V32A12U)			Δ 1-824-338-21	POWER-SUPPLY CORD FERRITE CORE (KLV-V32A10E)	
72	2-629-276-02	CHASSIS BRACKET (KLV-V26A10E/KDL-V26A12U)					
	2-581-214-03	CHASSIS BRACKET (KLV-V32A10E/KDL-V32A12U)					

SECTION 6 ELECTRICAL PARTS LIST

PARTS LISTING TABLE OF CONTENTS

	<u>Page</u>
N BOARD COMPLETE Parts List : KDL-V26A12U & KDL-V32A12U only	77
G2 BOARD COMPLETE Parts List :	83
H6 BOARD COMPLETE Parts List :	86
H7 BOARD COMPLETE Parts List :	86
A1 BOARD COMMON Parts List : Parts common to all V26 models listed in this manual	87
Model Parts that belong only to the model specified	
KLV-V26A10E	97
KDL-V26A12U	97
NP1 BOARD COMMON Parts List : Parts common to all models listed in this manual	97
Model Parts that belong only to the model specified	
KLV-V26A10E & KLV-V32A10E	99
KDL-V26A12U & KDL-V32A12U	100
A2 BOARD COMMON Parts List : Parts common to all V32 models listed in this manual	101
Model Parts that belong only to the model specified	
KLV-V32A10E	112
KDL-V32A12U	113
H8 BOARD COMPLETE Parts List :	113
MISCELLANEOUS :	115
ACCESSORIES AND PACKAGING MATERIALS :	115
REMOTE COMMANDER :	115

Note: The BL, KD, P and RF Board Schematic Diagrams, Printed Wiring Boards and Parts Lists are not indicated in this manual as they are regarded as non service items for exchange only.

Note : Items marked “*” are not stocked since they are seldom required for routine service. Some delay should be anticipated when ordering these items.
Parts indicated (XX) on the Schematic Diagram are not used in this model and therefore do not appear in the Parts List.

REF.NO.	PART.NO	DESCRIPTION	REMARK	REF.NO.	PART.NO	DESCRIPTION	REMARK
*A-1101-788-B N Board, Complete KDL-V26A12U/KDL-V32A12U only				C3204	1-164-846-11	CERAMIC CHIP 6PF	0.50PF 50V
				C3205	1-125-777-11	CERAMIC CHIP 0.1UF	10.00% 10V
				C3206	1-165-908-11	CERAMIC CHIP 1UF	10% 10V
				C3207	1-125-777-11	CERAMIC CHIP 0.1UF	10.00% 10V
				C3208	1-125-777-11	CERAMIC CHIP 0.1UF	10.00% 10V
	2-580-625-01	SCREW, +B M2X8		C3209	1-125-777-11	CERAMIC CHIP 0.1UF	10.00% 10V
A3300	*1-815-640-21	CONNECTOR, CARD (PCMCIA CARD)		C3210	1-125-777-11	CERAMIC CHIP 0.1UF	10.00% 10V
	< CAPACITOR >			C3211	1-117-720-11	CERAMIC CHIP 4.7UF	10V
C3100	1-165-908-11	CERAMIC CHIP 1UF	10% 10V	C3212	1-126-206-11	ELECT CHIP 100UF	20.00% 6.3V
C3101	1-165-908-11	CERAMIC CHIP 1UF	10% 10V	C3213	1-164-846-11	CERAMIC CHIP 6PF	0.50PF 50V
C3102	1-117-720-11	CERAMIC CHIP 4.7UF	10% 10V	C3214	1-125-777-11	CERAMIC CHIP 0.1UF	10.00% 10V
C3103	1-125-777-11	CERAMIC CHIP 0.1UF	10.00% 10V	C3215	1-164-937-11	CERAMIC CHIP 0.001UF	10.00% 50V
C3104	1-125-777-11	CERAMIC CHIP 0.1UF	10.00% 10V	C3216	1-125-777-11	CERAMIC CHIP 0.1UF	10.00% 10V
C3105	1-125-777-11	CERAMIC CHIP 0.1UF	10.00% 10V	C3217	1-117-720-11	CERAMIC CHIP 4.7UF	10V
C3106	1-125-777-11	CERAMIC CHIP 0.1UF	10.00% 10V	C3218	1-125-777-11	CERAMIC CHIP 0.1UF	10.00% 10V
C3107	1-125-777-11	CERAMIC CHIP 0.1UF	10.00% 10V	C3219	1-125-777-11	CERAMIC CHIP 0.1UF	10.00% 10V
C3108	1-125-777-11	CERAMIC CHIP 0.1UF	10.00% 10V	C3220	1-125-777-11	CERAMIC CHIP 0.1UF	10.00% 10V
C3109	1-100-597-91	CERAMIC CHIP 0.1UF	10% 25V	C3230	1-164-937-11	CERAMIC CHIP 0.001UF	10.00% 50V
C3110	1-100-597-91	CERAMIC CHIP 0.1UF	10% 25V	C3300	1-117-720-11	CERAMIC CHIP 4.7UF	10V
C3111	1-100-597-91	CERAMIC CHIP 0.1UF	10% 25V	C3301	1-125-777-11	CERAMIC CHIP 0.1UF	10.00% 10V
C3112	1-100-597-91	CERAMIC CHIP 0.1UF	10% 25V	C3303	1-125-777-11	CERAMIC CHIP 0.1UF	10.00% 10V
C3113	1-100-597-91	CERAMIC CHIP 0.1UF	10% 25V	C3304	1-125-777-11	CERAMIC CHIP 0.1UF	10.00% 10V
C3114	1-100-597-91	CERAMIC CHIP 0.1UF	10% 25V	C3306	1-125-777-11	CERAMIC CHIP 0.1UF	10.00% 10V
C3115	1-100-597-91	CERAMIC CHIP 0.1UF	10% 25V	C3307	1-117-720-11	CERAMIC CHIP 4.7UF	10V
C3116	1-100-597-91	CERAMIC CHIP 0.1UF	10% 25V	C3308	1-125-777-11	CERAMIC CHIP 0.1UF	10.00% 10V
C3117	1-100-597-91	CERAMIC CHIP 0.1UF	10% 25V	C3309	1-125-777-11	CERAMIC CHIP 0.1UF	10.00% 10V
C3118	1-165-908-11	CERAMIC CHIP 1UF	10% 10V	C3310	1-125-777-11	CERAMIC CHIP 0.1UF	10.00% 10V
C3119	1-100-597-91	CERAMIC CHIP 0.1UF	10% 25V	C3311	1-125-777-11	CERAMIC CHIP 0.1UF	10.00% 10V
C3120	1-100-597-91	CERAMIC CHIP 0.1UF	10% 25V	C3312	1-125-777-11	CERAMIC CHIP 0.1UF	10.00% 10V
C3121	1-100-597-91	CERAMIC CHIP 0.1UF	10% 25V	C3313	1-125-777-11	CERAMIC CHIP 0.1UF	10.00% 10V
C3122	1-126-206-11	ELECT CHIP 100UF	20.00% 6.3V	C3314	1-125-777-11	CERAMIC CHIP 0.1UF	10.00% 10V
C3123	1-100-597-91	CERAMIC CHIP 0.1UF	10% 25V	C3315	1-125-777-11	CERAMIC CHIP 0.1UF	10.00% 10V
C3124	1-125-777-11	CERAMIC CHIP 0.1UF	10.00% 10V	C3316	1-125-777-11	CERAMIC CHIP 0.1UF	10.00% 10V
C3125	1-100-597-91	CERAMIC CHIP 0.1UF	10% 25V	C3317	1-125-777-11	CERAMIC CHIP 0.1UF	10.00% 10V
C3126	1-100-597-91	CERAMIC CHIP 0.1UF	10% 25V	C3318	1-125-777-11	CERAMIC CHIP 0.1UF	10.00% 10V
C3127	1-100-597-91	CERAMIC CHIP 0.1UF	10% 25V	C3320	1-117-720-11	CERAMIC CHIP 4.7UF	10V
C3128	1-100-597-91	CERAMIC CHIP 0.1UF	10% 25V	C3321	1-125-777-11	CERAMIC CHIP 0.1UF	10.00% 10V
C3129	1-100-597-91	CERAMIC CHIP 0.1UF	10% 25V	C3322	1-164-937-11	CERAMIC CHIP 0.001UF	10.00% 50V
C3130	1-100-597-91	CERAMIC CHIP 0.1UF	10% 25V	C3323	1-125-777-11	CERAMIC CHIP 0.1UF	10.00% 10V
C3131	1-100-597-91	CERAMIC CHIP 0.1UF	10% 25V	C3324	1-125-777-11	CERAMIC CHIP 0.1UF	10.00% 10V
C3132	1-164-850-11	CERAMIC CHIP 10PF	0.50PF 50V	C3400	1-125-777-11	CERAMIC CHIP 0.1UF	10.00% 10V
C3133	1-100-597-91	CERAMIC CHIP 0.1UF	10% 25V	C3401	1-125-777-11	CERAMIC CHIP 0.1UF	10.00% 10V
C3134	1-100-597-91	CERAMIC CHIP 0.1UF	10% 25V	C3402	1-165-908-11	CERAMIC CHIP 1UF	10% 10V
C3135	1-100-597-91	CERAMIC CHIP 0.1UF	10% 25V	C3403	1-100-597-91	CERAMIC CHIP 0.1UF	10% 25V
C3136	1-125-777-11	CERAMIC CHIP 0.1UF	10.00% 10V	C3404	1-100-611-91	CERAMIC CHIP 22UF	20% 6.3V
C3137	1-125-777-11	CERAMIC CHIP 0.1UF	10.00% 10V	C3405	1-125-777-11	CERAMIC CHIP 0.1UF	10.00% 10V
C3200	1-125-777-11	CERAMIC CHIP 0.1UF	10.00% 10V	C3407	1-164-943-81	CERAMIC CHIP 0.01UF	10.00% 16V
C3201	1-117-720-11	CERAMIC CHIP 4.7UF	10V	C3408	1-124-779-00	ELECT CHIP 10UF	20.00% 16V
C3202	1-125-777-11	CERAMIC CHIP 0.1UF	10.00% 10V	C3409	1-125-777-11	CERAMIC CHIP 0.1UF	10.00% 10V
C3203	1-125-777-11	CERAMIC CHIP 0.1UF	10.00% 10V	C3410	1-124-779-00	ELECT CHIP 10UF	20.00% 16V

REF.NO.	PART.NO	DESCRIPTION	REMARK	REF.NO.	PART.NO	DESCRIPTION	REMARK
C3411	1-125-777-11	CERAMIC CHIP 0.1UF	10.00% 10V	C3521	1-125-777-11	CERAMIC CHIP 0.1UF	10.00% 10V
C3412	1-125-777-11	CERAMIC CHIP 0.1UF	10.00% 10V	C3522	1-125-777-11	CERAMIC CHIP 0.1UF	10.00% 10V
C3413	1-126-206-11	ELECT CHIP 100UF	20.00% 6.3V	C3523	1-125-777-11	CERAMIC CHIP 0.1UF	10.00% 10V
C3414	1-125-777-11	CERAMIC CHIP 0.1UF	10.00% 10V	C3524	1-164-937-11	CERAMIC CHIP 0.001UF	10.00% 50V
C3415	1-125-777-11	CERAMIC CHIP 0.1UF	10.00% 10V	C3525	1-164-937-11	CERAMIC CHIP 0.001UF	10.00% 50V
C3416	1-125-777-11	CERAMIC CHIP 0.1UF	10.00% 10V	C3526	1-164-858-11	CERAMIC CHIP 22PF	5.00% 50V
C3417	1-126-206-11	ELECT CHIP 100UF	20.00% 6.3V	C3527	1-164-872-11	CERAMIC CHIP 82PF	5.00% 50V
C3418	1-125-777-11	CERAMIC CHIP 0.1UF	10.00% 10V	C3528	1-164-858-11	CERAMIC CHIP 22PF	5.00% 50V
C3419	1-164-931-11	CERAMIC CHIP 100PF	10.00% 50V	C3529	1-164-872-11	CERAMIC CHIP 82PF	5.00% 50V
C3420	1-164-931-11	CERAMIC CHIP 100PF	10.00% 50V	C3530	1-164-937-11	CERAMIC CHIP 0.001UF	10.00% 50V
C3421	1-117-720-11	CERAMIC CHIP 4.7UF	10V	C3531	1-164-937-11	CERAMIC CHIP 0.001UF	10.00% 50V
C3422	1-117-720-11	CERAMIC CHIP 4.7UF	10V	C3532	1-164-931-11	CERAMIC CHIP 100PF	10.00% 50V
C3423	1-125-777-11	CERAMIC CHIP 0.1UF	10.00% 10V	C3533	1-164-943-81	CERAMIC CHIP 0.01UF	10.00% 16V
C3424	1-100-597-91	CERAMIC CHIP 0.1UF	10% 25V	C3534	1-164-943-81	CERAMIC CHIP 0.01UF	10.00% 16V
C3425	1-124-779-00	ELECT CHIP 10UF	20.00% 16V	C3535	1-164-943-81	CERAMIC CHIP 0.01UF	10.00% 16V
C3426	1-125-777-11	CERAMIC CHIP 0.1UF	10.00% 10V	C3536	1-164-943-81	CERAMIC CHIP 0.01UF	10.00% 16V
C3427	1-125-777-11	CERAMIC CHIP 0.1UF	10.00% 10V	C3537	1-164-943-81	CERAMIC CHIP 0.01UF	10.00% 16V
C3428	1-125-777-11	CERAMIC CHIP 0.1UF	10.00% 10V	C3538	1-164-943-81	CERAMIC CHIP 0.01UF	10.00% 16V
C3429	1-126-206-11	ELECT CHIP 100UF	20.00% 6.3V	C3539	1-125-777-11	CERAMIC CHIP 0.1UF	10.00% 10V
C3430	1-125-777-11	CERAMIC CHIP 0.1UF	10.00% 10V	C3540	1-125-777-11	CERAMIC CHIP 0.1UF	10.00% 10V
C3431	1-125-777-11	CERAMIC CHIP 0.1UF	10.00% 10V	C3541	1-164-943-81	CERAMIC CHIP 0.01UF	10.00% 16V
C3432	1-125-777-11	CERAMIC CHIP 0.1UF	10.00% 10V	C3542	1-125-777-11	CERAMIC CHIP 0.1UF	10.00% 10V
C3433	1-126-206-11	ELECT CHIP 100UF	20.00% 6.3V	C3543	1-164-943-81	CERAMIC CHIP 0.01UF	10.00% 16V
C3434	1-125-777-11	CERAMIC CHIP 0.1UF	10.00% 10V	C3544	1-164-943-81	CERAMIC CHIP 0.01UF	10.00% 16V
C3435	1-165-319-11	CERAMIC CHIP 0.1UF	50V	C3545	1-164-943-81	CERAMIC CHIP 0.01UF	10.00% 16V
C3436	1-125-777-11	CERAMIC CHIP 0.1UF	10.00% 10V	C3546	1-164-943-81	CERAMIC CHIP 0.01UF	10.00% 16V
C3437	1-165-319-11	CERAMIC CHIP 0.1UF	50V	C3547	1-164-943-81	CERAMIC CHIP 0.01UF	10.00% 16V
C3438	1-126-206-11	ELECT CHIP 100UF	20.00% 6.3V	C3548	1-164-943-81	CERAMIC CHIP 0.01UF	10.00% 16V
C3439	1-126-206-11	ELECT CHIP 100UF	20.00% 6.3V	C3549	1-164-943-81	CERAMIC CHIP 0.01UF	10.00% 16V
C3442	1-164-850-11	CERAMIC CHIP 10PF	0.50PF 50V	C3550	1-164-943-81	CERAMIC CHIP 0.01UF	10.00% 16V
C3443	1-100-597-91	CERAMIC CHIP 0.1UF	10% 25V	C3551	1-164-943-81	CERAMIC CHIP 0.01UF	10.00% 16V
C3444	1-100-597-91	CERAMIC CHIP 0.1UF	10% 25V	C3552	1-164-856-81	CERAMIC CHIP 18PF	5.00% 50V
C3445	1-125-777-11	CERAMIC CHIP 0.1UF	10.00% 10V	C3553	1-164-856-81	CERAMIC CHIP 18PF	5.00% 50V
C3446	1-125-777-11	CERAMIC CHIP 0.1UF	10.00% 10V	C3557	1-162-974-11	CERAMIC CHIP 0.01UF	50V
C3447	1-125-777-11	CERAMIC CHIP 0.1UF	10.00% 10V	C3558	1-164-943-81	CERAMIC CHIP 0.01UF	10.00% 16V
C3448	1-164-850-11	CERAMIC CHIP 10PF	0.50PF 50V	C3559	1-164-943-81	CERAMIC CHIP 0.01UF	10.00% 16V
C3449	1-164-850-11	CERAMIC CHIP 10PF	0.50PF 50V	C3560	1-162-974-11	CERAMIC CHIP 0.01UF	50V
C3450	1-164-850-11	CERAMIC CHIP 10PF	0.50PF 50V	C3561	1-128-405-11	ELECT CHIP 22UF	20% 50V
C3451	1-100-611-91	CERAMIC CHIP 22UF	20% 6.3V	C3562	1-125-777-11	CERAMIC CHIP 0.1UF	10.00% 10V
C3452	1-100-611-91	CERAMIC CHIP 22UF	20% 6.3V	C3563	1-125-777-11	CERAMIC CHIP 0.1UF	10.00% 10V
C3453	1-100-611-91	CERAMIC CHIP 22UF	20% 6.3V	C3564	1-126-206-11	ELECT CHIP 100UF	20.00% 6.3V
C3500	1-125-777-11	CERAMIC CHIP 0.1UF	10.00% 10V	C3565	1-164-858-11	CERAMIC CHIP 22PF	5.00% 50V
C3501	1-117-720-11	CERAMIC CHIP 4.7UF	10V	C3566	1-164-858-11	CERAMIC CHIP 22PF	5.00% 50V
C3502	1-125-777-11	CERAMIC CHIP 0.1UF	10.00% 10V	C3567	1-126-206-11	ELECT CHIP 100UF	20.00% 6.3V
C3505	1-128-405-11	ELECT CHIP 22UF	20% 50V	C3568	1-125-777-11	CERAMIC CHIP 0.1UF	10.00% 10V
C3506	1-125-777-11	CERAMIC CHIP 0.1UF	10.00% 10V	C3800	1-125-777-11	CERAMIC CHIP 0.1UF	10.00% 10V
C3507	1-125-777-11	CERAMIC CHIP 0.1UF	10.00% 10V	C3801	1-125-777-11	CERAMIC CHIP 0.1UF	10.00% 10V
C3513	1-126-206-11	ELECT CHIP 100UF	20.00% 6.3V	C3802	1-124-779-00	ELECT CHIP 10UF	20.00% 16V
C3514	1-125-777-11	CERAMIC CHIP 0.1UF	10.00% 10V	C3804	1-125-777-11	CERAMIC CHIP 0.1UF	10.00% 10V
C3520	1-125-777-11	CERAMIC CHIP 0.1UF	10.00% 10V	C3805	1-125-777-11	CERAMIC CHIP 0.1UF	10.00% 10V

REF.NO.	PART.NO	DESCRIPTION	REMARK	REF.NO.	PART.NO	DESCRIPTION	REMARK
C3806	1-125-777-11	CERAMIC CHIP 0.1UF	10.00% 10V	FB3404	1-469-869-21	FERRITE	0UH
C3807	1-125-777-11	CERAMIC CHIP 0.1UF	10.00% 10V	FB3405	1-469-869-21	FERRITE	0UH
C3808	1-125-777-11	CERAMIC CHIP 0.1UF	10.00% 10V	FB3406	1-469-869-21	FERRITE	0UH
C3809	1-125-777-11	CERAMIC CHIP 0.1UF	10.00% 10V	FB3409	1-469-869-21	FERRITE	0UH
C3810	1-125-777-11	CERAMIC CHIP 0.1UF	10.00% 10V	FB3410	1-400-244-11	FERRITE	0UH
C3811	1-164-935-11	CERAMIC CHIP 470PF	10.00% 50V	FB3500	1-469-869-21	FERRITE	0UH
C3812	1-125-777-11	CERAMIC CHIP 0.1UF	10.00% 10V	FB3501	1-469-458-91	FERRITE	0UH
C3813	1-125-777-11	CERAMIC CHIP 0.1UF	10.00% 10V	FB3502	1-469-458-91	FERRITE	0UH
C3814	1-125-777-11	CERAMIC CHIP 0.1UF	10.00% 10V	FB3503	1-400-244-11	FERRITE	0UH
C3816	1-164-943-81	CERAMIC CHIP 0.01UF	10.00% 16V	FB3504	1-400-244-11	FERRITE	0UH
C3817	1-125-777-11	CERAMIC CHIP 0.1UF	10.00% 10V	FB3506	1-400-244-11	FERRITE	0UH
C3818	1-125-777-11	CERAMIC CHIP 0.1UF	10.00% 10V	FB3508	1-400-244-11	FERRITE	0UH
< CONNECTOR >				FB3509	1-414-772-11	FERRITE	0UH
CN3300	*1-815-641-11	CONNECTOR, CARD (PCMCIA CARD)		FB3510	1-400-244-11	FERRITE	0UH
CN3400	1-691-550-91	PIN, CONNECTOR 3P		FB3511	1-469-869-21	FERRITE	0UH
CN3401	1-794-519-21	PIN, CONNECTOR (PC BOARD) 14P		FB3512	1-469-869-21	FERRITE	0UH
CN3402	*1-695-207-21	PIN, AONNECTOR (PC BOARD) 6P		FB3513	1-469-869-21	FERRITE	0UH
CN3403	*1-695-890-21	PIN, CONNECTOR (PC BOARD) 12P		FB3514	1-400-244-11	FERRITE	0UH
CN3500	1-784-024-21	JACK 10P		FB3515	1-400-244-11	FERRITE	0UH
< DIODE >				FB3516	1-400-244-11	FERRITE	0UH
D3400	8-719-058-24	DIODE RB501V-40TE-17		FB3517	1-400-244-11	FERRITE	0UH
D3401	8-719-070-20	DIODE RB706F-40		FB3518	1-400-244-11	FERRITE	0UH
D3402	8-719-070-20	DIODE RB706F-40		FB3519	1-400-244-11	FERRITE	0UH
D3500	6-501-233-01	DIODE BZA862AVL		FB3520	1-400-244-11	FERRITE	0UH
D3501	6-501-233-01	DIODE BZA862AVL		FB3521	1-469-869-21	FERRITE	0UH
D3502	6-501-233-01	DIODE BZA862AVL		FB3523	1-400-244-11	FERRITE	0UH
D3504	8-719-058-24	DIODE RB501V-40TE-17		FB3800	1-400-244-11	FERRITE	0UH
D3505	8-719-083-87	DIODE UDZS-TE17-33B		FB3801	1-400-244-11	FERRITE	0UH
D3506	8-719-058-24	DIODE RB501V-40TE-17		FB3802	1-400-244-11	FERRITE	0UH
D3800	8-719-066-11	DIODE 1PS184-115		FB3803	1-400-244-11	FERRITE	0UH
< FERRITE BEAD >				FB3804	1-400-244-11	FERRITE	0UH
FB3100	1-469-869-21	FERRITE	0UH	< FILTER >			
FB3101	1-469-869-21	FERRITE	0UH	FL3500	1-239-899-21	FERRITE	0UH
FB3102	1-469-869-21	FERRITE	0UH	FL3501	1-239-899-21	FERRITE	0UH
FB3103	1-400-859-41	INDUCTOR	0.82UH	< IC >			
FB3104	1-469-869-21	FERRITE	0UH	IC3100	6-702-498-21	IC UPD61120AF1-100-JN1-A	
FB3105	1-400-244-11	FERRITE	0UH	IC3200	6-707-809-01	IC EDD1216AATA-6B-E	
FB3106	1-400-244-11	FERRITE	0UH	IC3201	6-705-271-01	IC KA5SDKASO1TSL	
FB3200	1-400-244-11	FERRITE	0UH	IC3206	6-704-621-01	IC TC58DVM72A1TG00	
FB3202	1-400-244-11	FERRITE	0UH	IC3301	8-759-644-48	IC 74LVC541APW	
FB3300	1-469-869-21	FERRITE	0UH	IC3302	8-759-644-48	IC 74LVC541APW	
FB3301	1-469-869-21	FERRITE	0UH	IC3303	8-759-564-22	IC 74LVC00-PW	
FB3400	1-400-244-11	FERRITE	0UH	IC3304	8-759-644-48	IC 74LVC541APW	
FB3401	1-400-244-11	FERRITE	0UH	IC3305	8-759-644-48	IC 74LVC541APW	
FB3402	1-400-244-11	FERRITE	0UH	IC3306	8-759-644-48	IC 74LVC541APW	
FB3403	1-469-458-91	FERRITE	0UH	IC3307	8-759-298-90	IC 74LVT245PW	
				IC3308	8-759-644-48	IC 74LVC541APW	

REF.NO.	PART.NO	DESCRIPTION	REMARK	REF.NO.	PART.NO	DESCRIPTION	REMARK
IC3309	8-759-644-48	IC 74LVC541APW		Q3801	8-729-027-43	TRANSISTOR DTC114EKA-T146	
IC3310	8-759-644-48	IC 74LVC541APW		Q3804	8-729-027-43	TRANSISTOR DTC114EKA-T146	
IC3311	8-759-298-90	IC 74LVT245PW		Q3805	8-729-027-43	TRANSISTOR DTC114EKA-T146	
IC3312	8-759-644-48	IC 74LVC541APW		Q3806	6-550-237-01	TRANSISTOR 2SC5658T2LQ/R	
IC3313	8-759-644-48	IC 74LVC541APW		Q3808	6-550-232-01	TRANSISTOR 2SA2029T2LQ/R	
IC3314	8-759-644-48	IC 74LVC541APW		< RESISTOR >			
IC3315	8-759-564-09	IC 74LVC32A-PW		R3100	1-218-937-11	RES-CHIP 47 5%	1/16W
IC3316	6-708-132-01	IC 74LVC14APW		R3101	1-218-941-81	RES-CHIP 100 5%	1/16W
IC3400	6-707-808-01	IC WM8727GED/RV		R3102	1-218-937-11	RES-CHIP 47 5%	1/16W
IC3401	8-759-701-40	IC NJM3404AM-T1		R3103	1-218-937-11	RES-CHIP 47 5%	1/16W
IC3402	6-705-789-01	IC LM3526MX-H/J5000396		R3104	1-218-937-11	RES-CHIP 47 5%	1/16W
IC3403	6-705-403-01	IC PQ070XZ01ZPH		R3105	1-218-937-11	RES-CHIP 47 5%	1/16W
IC3404	6-705-403-01	IC PQ070XZ01ZPH		R3106	1-218-937-11	RES-CHIP 47 5%	1/16W
IC3501	8-759-644-48	IC 74LVC541APW		R3107	1-218-937-11	RES-CHIP 47 5%	1/16W
IC3504	8-753-212-44	IC CXD1976R-T6		R3108	1-218-937-11	RES-CHIP 47 5%	1/16W
IC3800	6-703-175-01	IC PST3629UL		R3109	1-218-941-81	RES-CHIP 100 5%	1/16W
IC3801	8-759-670-18	IC 74LVC273PW		R3110	1-218-937-11	RES-CHIP 47 5%	1/16W
IC3802	8-759-670-18	IC 74LVC273PW		R3111	1-218-937-11	RES-CHIP 47 5%	1/16W
IC3803	6-706-487-01	IC TC7SH08FU(T5RSOYJF)		R3112	1-218-937-11	RES-CHIP 47 5%	1/16W
IC3804	8-759-564-09	IC 74LVC32A-PW		R3113	1-218-937-11	RES-CHIP 47 5%	1/16W
IC3805	8-759-564-91	IC 74LVC08APW		R3114	1-218-937-11	RES-CHIP 47 5%	1/16W
IC3806	6-706-487-01	IC TC7SH08FU(T5RSOYJF)		R3115	1-218-941-81	RES-CHIP 100 5%	1/16W
IC3807	6-704-067-01	IC M24128-BWMN6T(A)		R3116	1-218-937-11	RES-CHIP 47 5%	1/16W
	6-707-809-01	IC EDD1216AATA-6B-E		R3117	1-218-937-11	RES-CHIP 47 5%	1/16W
< COIL >				R3118	1-218-937-11	RES-CHIP 47 5%	1/16W
L3500	1-412-006-31	INDUCTOR 10UH		R3119	1-218-965-11	RES-CHIP 10K 5%	1/16W
L3501	1-469-842-21	INDUCTOR 0.47UH		R3120	1-218-937-11	RES-CHIP 47 5%	1/16W
L3502	1-410-981-42	INDUCTOR 0.1UH		R3121	1-218-937-11	RES-CHIP 47 5%	1/16W
L3503	1-410-981-42	INDUCTOR 0.1UH		R3122	1-218-937-11	RES-CHIP 47 5%	1/16W
L3504	1-410-981-42	INDUCTOR 0.1UH		R3123	1-218-937-11	RES-CHIP 47 5%	1/16W
L3505	1-412-006-31	INDUCTOR 10UH		R3124	1-218-961-11	RES-CHIP 4.7K 5%	1/16W
< TRANSISTOR >				R3125	1-218-961-11	RES-CHIP 4.7K 5%	1/16W
Q3400	6-550-237-01	TRANSISTOR 2SC5658T2LQ/R		R3126	1-218-937-11	RES-CHIP 47 5%	1/16W
Q3401	6-550-232-01	TRANSISTOR 2SA2029T2LQ/R		R3127	1-218-937-11	RES-CHIP 47 5%	1/16W
Q3402	6-550-237-01	TRANSISTOR 2SC5658T2LQ/R		R3129	1-218-941-81	RES-CHIP 100 5%	1/16W
Q3403	6-550-237-01	TRANSISTOR 2SC5658T2LQ/R		R3130	1-218-941-81	RES-CHIP 100 5%	1/16W
Q3404	6-550-237-01	TRANSISTOR 2SC5658T2LQ/R		R3131	1-218-937-11	RES-CHIP 47 5%	1/16W
Q3405	6-550-237-01	TRANSISTOR 2SC5658T2LQ/R		R3132	1-218-937-11	RES-CHIP 47 5%	1/16W
Q3406	6-550-237-01	TRANSISTOR 2SC5658T2LQ/R		R3133	1-218-937-11	RES-CHIP 47 5%	1/16W
Q3407	6-550-237-01	TRANSISTOR 2SC5658T2LQ/R		R3135	1-218-937-11	RES-CHIP 47 5%	1/16W
Q3408	6-550-237-01	TRANSISTOR 2SC5658T2LQ/R		R3136	1-218-937-11	RES-CHIP 47 5%	1/16W
Q3409	6-550-237-01	TRANSISTOR 2SC5658T2LQ/R		R3137	1-218-937-11	RES-CHIP 47 5%	1/16W
Q3410	6-550-232-01	TRANSISTOR 2SA2029T2LQ/R		R3139	1-218-965-11	RES-CHIP 10K 5%	1/16W
Q3411	6-550-232-01	TRANSISTOR 2SA2029T2LQ/R		R3141	1-218-937-11	RES-CHIP 47 5%	1/16W
Q3412	6-550-232-01	TRANSISTOR 2SA2029T2LQ/R		R3145	1-218-937-11	RES-CHIP 47 5%	1/16W
Q3500	8-729-027-43	TRANSISTOR DTC114EKA-T146		R3147	1-218-937-11	RES-CHIP 47 5%	1/16W
Q3800	8-729-027-43	TRANSISTOR DTC114EKA-T146		R3148	1-218-937-11	RES-CHIP 47 5%	1/16W
				R3149	1-218-937-11	RES-CHIP 47 5%	1/16W
				R3151	1-218-965-11	RES-CHIP 10K 5%	1/16W

REF.NO.	PART.NO	DESCRIPTION	REMARK			REF.NO.	PART.NO	DESCRIPTION	REMARK		
R3152	1-218-937-11	RES-CHIP	47	5%	1/16W	R3406	1-218-990-81	SHORT CHIP	0		
R3156	1-218-937-11	RES-CHIP	47	5%	1/16W	R3408	1-218-966-11	RES-CHIP	12K	5%	1/16W
R3157	1-218-965-11	RES-CHIP	10K	5%	1/16W	R3409	1-218-967-11	RES-CHIP	15K	5%	1/16W
R3160	1-218-937-11	RES-CHIP	47	5%	1/16W	R3410	1-218-949-11	RES-CHIP	470	5%	1/16W
R3200	1-218-941-11	RES-CHIP	100	5%	1/16W	R3411	1-208-675-11	METAL CHIP	470	0.5%	1/16W
R3201	1-218-941-11	RES-CHIP	100	5%	1/16W	R3412	1-208-885-11	METAL CHIP	820	0.5%	1/16W
R3202	1-218-939-11	RES-CHIP	68	5%	1/16W	R3413	1-218-990-81	SHORT CHIP	0		
R3203	1-218-941-81	RES-CHIP	100	5%	1/16W	R3414	1-218-937-11	RES-CHIP	47	5%	1/16W
R3204	1-218-941-81	RES-CHIP	100	5%	1/16W	R3415	1-208-675-11	METAL CHIP	470	0.5%	1/16W
R3205	1-218-937-11	RES-CHIP	47	5%	1/16W	R3416	1-208-673-11	METAL CHIP	390	0.5%	1/16W
R3206	1-218-953-11	RES-CHIP	1K	5%	1/16W	R3417	1-218-937-11	RES-CHIP	47	5%	1/16W
R3211	1-218-957-11	RES-CHIP	2.2K	5%	1/16W	R3418	1-218-941-11	RES-CHIP	100	5%	1/16W
R3212	1-218-957-11	RES-CHIP	2.2K	5%	1/16W	R3419	1-218-941-11	RES-CHIP	100	5%	1/16W
R3213	1-218-957-11	RES-CHIP	2.2K	5%	1/16W	R3420	1-208-683-11	METAL CHIP	1K	0.5%	1/16W
R3214	1-218-957-11	RES-CHIP	2.2K	5%	1/16W	R3421	1-208-683-11	METAL CHIP	1K	0.5%	1/16W
R3216	1-218-953-11	RES-CHIP	1K	5%	1/16W	R3422	1-218-945-11	RES-CHIP	220	5%	1/16W
R3218	1-218-953-11	RES-CHIP	1K	5%	1/16W	R3423	1-218-965-11	RES-CHIP	10K	5%	1/16W
R3220	1-218-957-11	RES-CHIP	2.2K	5%	1/16W	R3424	1-218-949-11	RES-CHIP	470	5%	1/16W
R3222	1-218-953-11	RES-CHIP	1K	5%	1/16W	R3425	1-218-949-11	RES-CHIP	470	5%	1/16W
R3224	1-218-953-11	RES-CHIP	1K	5%	1/16W	R3426	1-218-949-11	RES-CHIP	470	5%	1/16W
R3227	1-218-953-11	RES-CHIP	1K	5%	1/16W	R3427	1-218-953-11	RES-CHIP	1K	5%	1/16W
R3229	1-218-953-11	RES-CHIP	1K	5%	1/16W	R3428	1-218-937-11	RES-CHIP	47	5%	1/16W
R3230	1-218-953-11	RES-CHIP	1K	5%	1/16W	R3429	1-218-937-11	RES-CHIP	47	5%	1/16W
R3232	1-218-953-11	RES-CHIP	1K	5%	1/16W	R3430	1-218-937-11	RES-CHIP	47	5%	1/16W
R3234	1-218-953-11	RES-CHIP	1K	5%	1/16W	R3431	1-218-965-11	RES-CHIP	10K	5%	1/16W
R3236	1-218-953-11	RES-CHIP	1K	5%	1/16W	R3432	1-218-953-11	RES-CHIP	1K	5%	1/16W
R3238	1-218-953-11	RES-CHIP	1K	5%	1/16W	R3433	1-218-953-11	RES-CHIP	1K	5%	1/16W
R3239	1-218-965-11	RES-CHIP	10K	5%	1/16W	R3434	1-218-949-11	RES-CHIP	470	5%	1/16W
R3240	1-218-939-11	RES-CHIP	68	5%	1/16W	R3435	1-218-948-11	RES-CHIP	390	5%	1/16W
R3241	1-218-941-81	RES-CHIP	100	5%	1/16W	R3436	1-218-937-11	RES-CHIP	47	5%	1/16W
R3251	1-218-949-11	RES-CHIP	470	5%	1/16W	R3437	1-218-966-11	RES-CHIP	12K	5%	1/16W
R3262	1-218-953-11	RES-CHIP	1K	5%	1/16W	R3438	1-218-967-11	RES-CHIP	15K	5%	1/16W
R3303	1-218-953-11	RES-CHIP	1K	5%	1/16W	R3439	1-218-966-11	RES-CHIP	12K	5%	1/16W
R3306	1-218-941-81	RES-CHIP	100	5%	1/16W	R3440	1-218-967-11	RES-CHIP	15K	5%	1/16W
R3308	1-218-941-81	RES-CHIP	100	5%	1/16W	R3441	1-218-966-11	RES-CHIP	12K	5%	1/16W
R3310	1-218-965-11	RES-CHIP	10K	5%	1/16W	R3442	1-218-967-11	RES-CHIP	15K	5%	1/16W
R3311	1-218-965-11	RES-CHIP	10K	5%	1/16W	R3443	1-218-949-11	RES-CHIP	470	5%	1/16W
R3312	1-218-965-11	RES-CHIP	10K	5%	1/16W	R3444	1-208-683-11	METAL CHIP	1K	0.5%	1/16W
R3313	1-218-965-11	RES-CHIP	10K	5%	1/16W	R3445	1-208-683-11	METAL CHIP	1K	0.5%	1/16W
R3314	1-218-965-11	RES-CHIP	10K	5%	1/16W	R3446	1-218-972-11	RES-CHIP	39K	5%	1/16W
R3317	1-218-961-11	RES-CHIP	4.7K	5%	1/16W	R3447	1-218-972-11	RES-CHIP	39K	5%	1/16W
R3318	1-218-965-11	RES-CHIP	10K	5%	1/16W	R3448	1-218-965-11	RES-CHIP	10K	5%	1/16W
R3321	1-218-941-81	RES-CHIP	100	5%	1/16W	R3449	1-218-968-11	RES-CHIP	18K	5%	1/16W
R3324	1-218-941-81	RES-CHIP	100	5%	1/16W	R3450	1-218-965-11	RES-CHIP	10K	5%	1/16W
R3325	1-218-937-11	RES-CHIP	47	5%	1/16W	R3451	1-218-968-11	RES-CHIP	18K	5%	1/16W
R3400	1-218-990-81	SHORT CHIP	0			R3452	1-218-967-11	RES-CHIP	15K	5%	1/16W
R3401	1-218-990-81	SHORT CHIP	0			R3453	1-218-967-11	RES-CHIP	15K	5%	1/16W
R3402	1-218-990-81	SHORT CHIP	0			R3454	1-208-675-11	METAL CHIP	470	0.5%	1/16W
R3404	1-218-937-11	RES-CHIP	47	5%	1/16W	R3455	1-208-885-11	METAL CHIP	820	0.5%	1/16W
R3405	1-218-937-11	RES-CHIP	47	5%	1/16W	R3456	1-218-949-11	RES-CHIP	470	5%	1/16W

REF.NO.	PART.NO	DESCRIPTION	REMARK			REF.NO.	PART.NO	DESCRIPTION	REMARK		
R3457	1-208-675-11	METAL CHIP	470	0.5%	1/16W	R3564	1-218-941-81	RES-CHIP	100	5%	1/16W
R3458	1-208-885-11	METAL CHIP	820	0.5%	1/16W	R3565	1-218-941-81	RES-CHIP	100	5%	1/16W
R3459	1-218-949-11	RES-CHIP	470	5%	1/16W	R3566	1-218-989-11	RES-CHIP	1M	5%	1/16W
R3460	1-208-675-11	METAL CHIP	470	0.5%	1/16W	R3567	1-218-941-81	RES-CHIP	100	5%	1/16W
R3461	1-208-885-11	METAL CHIP	820	0.5%	1/16W	R3580	1-216-041-00	RES-CHIP	470	5%	1/10W
R3465	1-218-948-11	RES-CHIP	390	5%	1/16W	R3601	1-218-953-11	RES-CHIP	1K	5%	1/16W
R3466	1-218-948-11	RES-CHIP	390	5%	1/16W	R3602	1-218-941-81	RES-CHIP	100	5%	1/16W
R3467	1-218-948-11	RES-CHIP	390	5%	1/16W	R3603	1-218-941-81	RES-CHIP	100	5%	1/16W
R3468	1-218-945-11	RES-CHIP	220	5%	1/16W	R3604	1-218-965-11	RES-CHIP	10K	5%	1/16W
R3469	1-218-945-11	RES-CHIP	220	5%	1/16W	R3609	1-218-941-81	RES-CHIP	100	5%	1/16W
R3470	1-218-945-11	RES-CHIP	220	5%	1/16W	R3610	1-218-965-11	RES-CHIP	10K	5%	1/16W
R3471	1-218-941-81	RES-CHIP	100	5%	1/16W	R3611	1-218-965-11	RES-CHIP	10K	5%	1/16W
R3472	1-218-966-11	RES-CHIP	12K	5%	1/16W	R3613	1-218-941-81	RES-CHIP	100	5%	1/16W
R3473	1-218-966-11	RES-CHIP	12K	5%	1/16W	R3616	1-218-965-11	RES-CHIP	10K	5%	1/16W
R3474	1-216-864-11	SHORT CHIP	0			R3617	1-218-965-11	RES-CHIP	10K	5%	1/16W
R3475	1-216-864-11	SHORT CHIP	0			R3620	1-218-941-81	RES-CHIP	100	5%	1/16W
R3480	1-218-941-81	RES-CHIP	100	5%	1/16W	R3621	1-218-941-81	RES-CHIP	100	5%	1/16W
R3481	1-218-941-81	RES-CHIP	100	5%	1/16W	R3623	1-218-965-11	RES-CHIP	10K	5%	1/16W
R3484	1-216-001-00	RES-CHIP	10	5%	1/10W	R3629	1-218-965-11	RES-CHIP	10K	5%	1/16W
R3500	1-218-953-11	RES-CHIP	1K	5%	1/16W	R3631	1-218-965-11	RES-CHIP	10K	5%	1/16W
R3501	1-218-961-11	RES-CHIP	4.7K	5%	1/16W	R3633	1-218-965-11	RES-CHIP	10K	5%	1/16W
R3502	1-218-961-11	RES-CHIP	4.7K	5%	1/16W	R3635	1-218-965-11	RES-CHIP	10K	5%	1/16W
R3504	1-218-965-11	RES-CHIP	10K	5%	1/16W	R3637	1-218-948-11	RES-CHIP	390	5%	1/16W
R3505	1-218-953-11	RES-CHIP	1K	5%	1/16W	R3638	1-218-948-11	RES-CHIP	390	5%	1/16W
R3506	1-218-941-81	RES-CHIP	100	5%	1/16W	R3639	1-218-948-11	RES-CHIP	390	5%	1/16W
R3507	1-218-941-81	RES-CHIP	100	5%	1/16W	R3640	1-218-948-11	RES-CHIP	390	5%	1/16W
R3508	1-216-295-91	SHORT CHIP	0			R3641	1-218-948-11	RES-CHIP	390	5%	1/16W
R3511	1-216-295-91	SHORT CHIP	0			R3642	1-218-941-81	RES-CHIP	100	5%	1/16W
R3512	1-216-295-91	SHORT CHIP	0			R3645	1-218-965-11	RES-CHIP	10K	5%	1/16W
R3514	1-218-957-11	RES-CHIP	2.2K	5%	1/16W	R3648	1-218-965-11	RES-CHIP	10K	5%	1/16W
R3515	1-218-965-11	RES-CHIP	10K	5%	1/16W	R3649	1-218-965-11	RES-CHIP	10K	5%	1/16W
R3516	1-218-965-11	RES-CHIP	10K	5%	1/16W	R3800	1-218-969-11	RES-CHIP	22K	5%	1/16W
R3517	1-218-937-11	RES-CHIP	47	5%	1/16W	R3801	1-218-953-11	RES-CHIP	1K	5%	1/16W
R3518	1-218-937-11	RES-CHIP	47	5%	1/16W	R3802	1-218-941-81	RES-CHIP	100	5%	1/16W
R3538	1-216-295-91	SHORT CHIP	0			R3803	1-218-941-81	RES-CHIP	100	5%	1/16W
R3542	1-218-965-11	RES-CHIP	10K	5%	1/16W	R3804	1-218-957-11	RES-CHIP	2.2K	5%	1/16W
R3543	1-218-957-11	RES-CHIP	2.2K	5%	1/16W	R3806	1-218-941-81	RES-CHIP	100	5%	1/16W
R3544	1-218-965-11	RES-CHIP	10K	5%	1/16W	R3809	1-218-941-81	RES-CHIP	100	5%	1/16W
R3545	1-218-957-11	RES-CHIP	2.2K	5%	1/16W	R3810	1-218-941-81	RES-CHIP	100	5%	1/16W
R3546	1-218-941-81	RES-CHIP	100	5%	1/16W	R3814	1-218-941-81	RES-CHIP	100	5%	1/16W
R3547	1-218-941-81	RES-CHIP	100	5%	1/16W	R3815	1-218-941-81	RES-CHIP	100	5%	1/16W
R3548	1-218-965-11	RES-CHIP	10K	5%	1/16W	R3816	1-218-941-81	RES-CHIP	100	5%	1/16W
R3550	1-208-927-11	METAL CHIP	47K	0.5%	1/16W	R3817	1-218-941-81	RES-CHIP	100	5%	1/16W
R3553	1-218-941-81	RES-CHIP	100	5%	1/16W	R3819	1-218-941-81	RES-CHIP	100	5%	1/16W
R3558	1-208-687-11	METAL CHIP	1.5K	0.5%	1/16W	R3820	1-218-941-81	RES-CHIP	100	5%	1/16W
R3559	1-208-927-11	METAL CHIP	47K	0.5%	1/16W	R3821	1-218-941-81	RES-CHIP	100	5%	1/16W
R3560	1-218-937-11	RES-CHIP	47	5%	1/16W	R3822	1-218-965-11	RES-CHIP	10K	5%	1/16W
R3561	1-218-941-81	RES-CHIP	100	5%	1/16W	R3824	1-218-965-11	RES-CHIP	10K	5%	1/16W
R3562	1-218-941-81	RES-CHIP	100	5%	1/16W	R3825	1-218-965-11	RES-CHIP	10K	5%	1/16W
R3563	1-218-941-81	RES-CHIP	100	5%	1/16W	R3826	1-218-941-81	RES-CHIP	100	5%	1/16W

Note : The components identified by shading and marked Δ are critical for safety. Replace only with the part numbers specified in the parts list.

N

G2

REF.NO.	PART.NO	DESCRIPTION	REMARK			REF.NO.	PART.NO	DESCRIPTION	REMARK
R3827	1-218-953-11	RES-CHIP	1K	5%	1/16W	RB3203	1-234-702-11	RES, NETWORK 68	(1005X4)
R3828	1-218-941-81	RES-CHIP	100	5%	1/16W	RB3204	1-234-702-11	RES, NETWORK 68	(1005X4)
R3830	1-218-941-81	RES-CHIP	100	5%	1/16W	RB3206	1-234-372-21	RES, NETWORK 100	(1005X4)
R3831	1-218-941-81	RES-CHIP	100	5%	1/16W	RB3207	1-234-372-21	RES, NETWORK 100	(1005X4)
R3832	1-218-990-81	SHORT CHIP	0			RB3208	1-234-702-11	RES, NETWORK 68	(1005X4)
R3835	1-218-941-81	RES-CHIP	100	5%	1/16W	RB3209	1-234-702-11	RES, NETWORK 68	(1005X4)
R3836	1-218-965-11	RES-CHIP	10K	5%	1/16W	RB3500	1-234-371-21	RES, NETWORK 47	(1005X4)
R3837	1-218-965-11	RES-CHIP	10K	5%	1/16W	RB3501	1-234-371-21	RES, NETWORK 47	(1005X4)
R3838	1-218-965-11	RES-CHIP	10K	5%	1/16W				
R3839	1-218-953-11	RES-CHIP	1K	5%	1/16W		< TUNER >		
R3840	1-218-965-11	RES-CHIP	10K	5%	1/16W	TU3500	8-597-997-00	TUNER, FSS BTP-DC412Z	
R3841	1-218-965-11	RES-CHIP	10K	5%	1/16W				
R3842	1-218-941-81	RES-CHIP	100	5%	1/16W		< CRYSTAL >		
R3843	1-218-941-81	RES-CHIP	100	5%	1/16W				
R3844	1-218-941-81	RES-CHIP	100	5%	1/16W	X3200	1-813-055-11	QUARTZ CRYSTAL UNIT	
						X3500	1-813-547-11	QUARTZ CRYSTAL UNIT	
R3846	1-218-949-11	RES-CHIP	470	5%	1/16W				
R3848	1-218-965-11	RES-CHIP	10K	5%	1/16W				
R3849	1-218-941-81	RES-CHIP	100	5%	1/16W				
R3850	1-218-953-11	RES-CHIP	1K	5%	1/16W		4-382-854-11	SCREW (M3X10), P, SW (+)	
R3852	1-218-941-81	RES-CHIP	100	5%	1/16W		* 7-322-065-48	RUBBER, SILICONE RTV (KE-3490)	
R3853	1-218-941-81	RES-CHIP	100	5%	1/16W				
R3854	1-218-941-81	RES-CHIP	100	5%	1/16W				
R3855	1-218-941-81	RES-CHIP	100	5%	1/16W				
R3856	1-218-941-81	RES-CHIP	100	5%	1/16W				
R3857	1-218-941-81	RES-CHIP	100	5%	1/16W				
R3858	1-218-941-81	RES-CHIP	100	5%	1/16W				
R3859	1-218-941-81	RES-CHIP	100	5%	1/16W				
R3860	1-218-941-81	RES-CHIP	100	5%	1/16W				
R3861	1-218-961-11	RES-CHIP	4.7K	5%	1/16W				
R3862	1-218-941-81	RES-CHIP	100	5%	1/16W				
R3892	1-218-965-11	RES-CHIP	10K	5%	1/16W				
R3895	1-218-965-11	RES-CHIP	10K	5%	1/16W				
R3896	1-218-965-11	RES-CHIP	10K	5%	1/16W				
R3899	1-218-965-11	RES-CHIP	10K	5%	1/16W				
		< RESISTOR CHIP >							
RB3100	1-234-370-21	RES, NETWORK 22			(1005X4)				
RB3101	1-234-370-21	RES, NETWORK 22			(1005X4)				
RB3102	1-234-370-21	RES, NETWORK 22			(1005X4)				
RB3103	1-234-370-21	RES, NETWORK 22			(1005X4)				
RB3104	1-234-370-21	RES, NETWORK 22			(1005X4)				
RB3105	1-234-370-21	RES, NETWORK 22			(1005X4)				
RB3106	1-234-370-21	RES, NETWORK 22			(1005X4)				
RB3107	1-234-370-21	RES, NETWORK 22			(1005X4)				
RB3108	1-234-370-21	RES, NETWORK 22			(1005X4)				
RB3109	1-234-370-21	RES, NETWORK 22			(1005X4)				
RB3110	1-234-370-21	RES, NETWORK 22			(1005X4)				
RB3200	1-234-372-21	RES, NETWORK 100			(1005X4)				
RB3201	1-234-372-21	RES, NETWORK 100			(1005X4)				
RB3202	1-234-372-21	RES, NETWORK 100			(1005X4)				

Note : The components identified by shading and marked Δ are critical for safety. Replace only with the part numbers specified in the parts list.

G2

REF.NO.	PART.NO	DESCRIPTION	REMARK	REF.NO.	PART.NO	DESCRIPTION	REMARK
C6213	1-162-964-11	CERAMIC CHIP 0.001UF	10.00% 50V	D6104	6-501-043-01	DIODE UMZ16NT106	
C6216	1-107-928-11	ELECT 4.7UF	20% 100V	D6105	6-501-043-01	DIODE UMZ16NT106	
C6217	1-135-362-31	ELECT 1500UF	20% 16V	D6106	8-719-081-67	DIODE M1FM3	
C6300	Δ 1-161-964-91	CERAMIC 0.0047UF	250V	D6107	8-719-081-67	DIODE M1FM3	
C6301	Δ 1-161-964-91	CERAMIC 0.0047UF	250V	D6108	8-719-041-97	DIODE MA113-(TX)	
C6304	1-100-780-31	ELECT 22UF	20% 450V	D6200	8-719-510-09	DIODE D10SC6M	
C6305	1-107-974-11	CERAMIC 47PF	5.00% 2KV	D6201	8-719-510-09	DIODE D10SC6M	
C6306	1-107-903-11	ELECT 2.2UF	20% 50V	D6202	8-719-510-09	DIODE D10SC6M	
C6307	1-162-964-11	CERAMIC CHIP 0.001UF	10.00% 50V	D6203	8-719-510-09	DIODE D10SC6M	
C6308	1-165-127-11	CERAMIC 470PF	10.00% 500V	D6204	6-500-567-31	DIODE 10ERB20-TB3	
C6309	1-107-905-11	ELECT 4.7UF	20% 50V	D6205	6-500-567-31	DIODE 10ERB20-TB3	
C6310	1-107-910-11	ELECT 100UF	20% 50V	D6300	8-719-077-76	DIODE D2SB60A-F04	
C6314	1-165-729-31	ELECT 470UF	20% 16V	D6301	8-719-036-94	DIODE RD5.6SB-T1	
C6315	1-107-826-11	CERAMIC CHIP 0.1UF	10.00% 16V	D6302	6-500-849-01	DIODE ERA22-08KFLB	
C6400	1-107-902-11	ELECT 1UF	20% 50V	D6303	8-719-052-90	DIODE D1NL40-TA2	
C6401	1-107-882-91	ELECT 100UF	20% 16V	D6304	8-719-052-90	DIODE D1NL40-TA2	
C6403	1-107-902-11	ELECT 1UF	20% 50V	D6305	8-719-032-12	DIODE D1NS6	
C6404	1-107-826-11	CERAMIC CHIP 0.1UF	10.00% 16V	D6307	6-500-567-31	DIODE 10ERB20-TB3	
C6405	1-115-339-11	CERAMIC CHIP 0.1UF	10.00% 50V	D6400	8-719-081-97	DIODE MMDL914T1	
C6412	1-162-964-11	CERAMIC CHIP 0.001UF	10.00% 50V	D6402	8-719-081-97	DIODE MMDL914T1	
C6502	1-164-645-11	CERAMIC 1000PF	10.00% 500V	D6408	8-719-081-97	DIODE MMDL914T1	
C6503	1-164-645-11	CERAMIC 1000PF	10.00% 500V	D6501	6-501-043-01	DIODE UMZ16NT106	
C6504	1-164-645-11	CERAMIC 1000PF	10.00% 500V	D6502	8-719-081-97	DIODE MMDL914T1	
C6505	1-164-645-11	CERAMIC 1000PF	10.00% 500V	D6505	8-719-054-59	DIODE FSF05A60	
C6517	1-117-227-11	MYLAR 1UF	10.00% 450V	D6506	8-719-054-59	DIODE FSF05A60	
C6518	1-117-227-11	MYLAR 1UF	10.00% 450V	D6509	6-500-108-01	DIODE EP05FA20	
C6519	1-162-970-11	CERAMIC CHIP 0.01UF	10.00% 25V	D6510	6-500-137-01	DIODE BAT54HT1	
C6520	1-117-227-11	MYLAR 1UF	10.00% 450V	D6511	8-719-081-97	DIODE MMDL914T1	
C6521	1-107-823-11	CERAMIC CHIP 0.47UF	10.00% 16V	D6512	8-719-081-97	DIODE MMDL914T1	
C6522	1-162-964-11	CERAMIC CHIP 0.001UF	10.00% 50V	D6513	8-719-081-97	DIODE MMDL914T1	
C6523	1-162-970-11	CERAMIC CHIP 0.01UF	10.00% 25V	< FUSE >			
C6524	1-162-923-11	CERAMIC CHIP 47PF	5.00% 50V	F6000	Δ 1-576-867-11	FUSE 4A 250V	
C6525	1-115-339-11	CERAMIC CHIP 0.1UF	10.00% 50V	FH6000	Δ 1-533-223-11	FUSE HOLDER	
C6526	1-107-906-11	ELECT 10UF	20% 50V	FH6001	Δ 1-533-223-11	FUSE HOLDER	
C6527	1-162-964-11	CERAMIC CHIP 0.001UF	10.00% 50V	< FERRITE BEAD >			
C6528	1-162-970-11	CERAMIC CHIP 0.01UF	10.00% 25V	FB6100	1-410-397-21	FERRITE 1.1UH	
< CONNECTOR >				FB6101	1-410-397-21	FERRITE 1.1UH	
CN6001	Δ *1-793-660-11	PIN, CONNECTOR (PC BOARD) 3P		< IC >			
CN6200	*1-564-595-11	PLUG, CONNECTOR 14P		IC6100	6-706-852-01	IC CXD9841M	
CN6202	*1-564-512-11	PLUG, CONNECTOR 9P		IC6200	8-759-682-42	IC MM1431ATT	
CN6203	*1-564-508-11	PLUG, CONNECTOR 5P		IC6300	6-600-279-01	IC STR-A6169	
< DIODE >				IC6301	8-759-682-42	IC MM1431ATT	
D6000	8-719-510-53	DIODE D4SB60L		IC6402	8-759-682-42	IC MM1431ATT	
D6001	8-719-948-45	DIODE ERA22-08		IC6502	6-704-815-01	IC FA5501N-TE1	
D6002	8-719-081-97	DIODE MMDL914T1		IC6503	8-759-682-42	IC MM1431ATT	
D6102	6-500-137-01	DIODE BAT54HT1					
D6103	8-719-979-64	DIODE UF4005/23					

Note : The components identified by shading and marked Δ are critical for safety. Replace only with the part numbers specified in the parts list.

G2

REF.NO.	PART.NO	DESCRIPTION	REMARK	REF.NO.	PART.NO	DESCRIPTION	REMARK
< COIL >				R6111	1-218-873-11	METAL CHIP 12K 0.5%	1/10W
L6000	1-456-678-11	LINE FILTER COIL		R6114	1-211-969-11	METAL CHIP 10 0.5%	1/10W
L6001 Δ	1-456-678-11	LINE FILTER COIL		R6116	1-216-009-91	RES-CHIP 22 5%	1/10W
L6201	1-406-971-21	INDUCTOR 10UH		R6117	1-216-009-91	RES-CHIP 22 5%	1/10W
L6202	1-406-971-21	INDUCTOR 10UH		R6118	1-216-833-11	METAL CHIP 10K 5%	1/10W
L6300	1-414-934-21	INDUCTOR 10UH		R6119	1-216-833-11	METAL CHIP 10K 5%	1/10W
L6500	1-457-039-12	INDUCTOR 110UH		R6122	1-245-315-71	METAL OXIDE 0.1 5%	2W
L6502	1-456-982-11	INDUCTOR 295UH		R6123	1-218-847-11	METAL CHIP 1K 0.5%	1/10W
< PHOTOCOUPLER >				R6127	1-216-857-11	METAL CHIP 1M 5%	1/10W
PH6000 Δ	6-600-187-01	PHOTO COUPLER PC123Y22JOOF		R6200	1-216-821-11	METAL CHIP 1K 5%	1/10W
PH6100 Δ	6-600-187-01	PHOTO COUPLER PC123Y22JOOF		R6201	1-216-821-11	METAL CHIP 1K 5%	1/10W
PH6300 Δ	6-600-187-01	PHOTO COUPLER PC123Y22JOOF		R6203	1-216-829-11	METAL CHIP 4.7K 5%	1/10W
PH6400 Δ	6-600-187-01	PHOTO COUPLER PC123Y22JOOF		R6204	1-218-843-11	METAL CHIP 680 0.5%	1/10W
PH6402 Δ	6-600-187-01	PHOTO COUPLER PC123Y22JOOF		R6205	1-218-865-11	METAL CHIP 5.6K 0.5%	1/10W
PH6501 Δ	6-600-187-01	PHOTO COUPLER PC123Y22JOOF		R6207	1-218-847-11	METAL CHIP 1K 0.5%	1/10W
< TRANSISTOR >				R6208	1-249-377-11	CARBON 0.47 5%	1/4W
Q6100	6-551-297-01	TRANSISTOR 2SK3568 (LBS1SONY.Q)		R6226	1-249-389-11	CARBON 4.7 5%	1/4W
Q6101	6-551-297-01	TRANSISTOR 2SK3568 (LBS1SONY.Q)		R6300	1-249-381-11	CARBON 1 5%	1/4W
Q6400	8-729-804-41	TRANSISTOR 2SB1122-S		R6301	1-216-353-00	METAL OXIDE 2.2 5%	1W
Q6401	8-729-120-28	TRANSISTOR 2SC1623-L5L6		R6305	1-260-129-11	CARBON 330K 5%	1/2W
Q6402	8-729-023-22	TRANSISTOR 2SD2114K		R6306	1-216-813-11	METAL CHIP 220 5%	1/10W
Q6403	8-729-026-49	TRANSISTOR 2SA1037AK-T146-R		R6307	1-249-385-11	CARBON 2.2 5%	1/4W
Q6404	8-729-120-28	TRANSISTOR 2SC1623-L5L6		R6308	1-249-393-11	CARBON 10 5%	1/4W
Q6500	6-551-336-01	TRANSISTOR 2SK3934 (LBS1SONY.Q)		R6310	1-216-817-11	METAL CHIP 470 5%	1/10W
Q6501	8-729-820-90	TRANSISTOR 2SD1621-ST		R6311	1-216-823-11	METAL CHIP 1.5K 5%	1/10W
Q6502	8-729-804-41	TRANSISTOR 2SB1122-S		R6313	1-216-809-11	METAL CHIP 100 5%	1/10W
Q6503	8-729-026-49	TRANSISTOR 2SA1037AK-T146-R		R6314	1-218-871-11	METAL CHIP 10K 0.5%	1/10W
Q6504	8-729-120-28	TRANSISTOR 2SC1623-L5L6		R6315	1-218-871-11	METAL CHIP 10K 0.5%	1/10W
< RESISTOR >				R6400	1-216-833-11	METAL CHIP 10K 5%	1/10W
R6001 Δ	1-240-938-91	METAL 1.5M 5% 0.5W		R6401	1-218-863-11	METAL CHIP 4.7K 0.5%	1/10W
R6002 Δ	1-240-251-11	CEMENTED 6.8 5% 10W		R6402	1-216-833-11	METAL CHIP 10K 5%	1/10W
R6003	1-247-752-11	CARBON 1K 5% 1/2W		R6403	1-218-887-11	METAL CHIP 47K 0.5%	1/10W
R6004	1-216-829-11	METAL CHIP 4.7K 5%	1/10W	R6404	1-216-829-11	METAL CHIP 4.7K 5%	1/10W
R6014	1-215-859-00	METAL OXIDE 22 5%	1W	R6405	1-216-829-11	METAL CHIP 4.7K 5%	1/10W
R6016	1-243-681-71	METAL OXIDE 33 5%	1W	R6407	1-216-829-11	METAL CHIP 4.7K 5%	1/10W
R6101	1-249-385-11	CARBON 2.2 5%	1/4W	R6408	1-218-863-11	METAL CHIP 4.7K 0.5%	1/10W
R6102 Δ	1-202-933-61	FUSIBLE 0.1 10%	1/2W	R6409	1-216-833-11	METAL CHIP 10K 5%	1/10W
R6103	1-218-823-11	METAL CHIP 100 0.5%	1/10W	R6410	1-216-823-11	METAL CHIP 1.5K 5%	1/10W
R6104	1-218-871-11	METAL CHIP 10K 0.5%	1/10W	R6412	1-216-833-11	METAL CHIP 10K 5%	1/10W
R6105	1-218-760-11	METAL CHIP 220K 0.5%	1/10W	R6413	1-218-863-11	METAL CHIP 4.7K 0.5%	1/10W
R6106	1-218-760-11	METAL CHIP 220K 0.5%	1/10W	R6436	1-216-829-11	METAL CHIP 4.7K 5%	1/10W
R6107	1-218-760-11	METAL CHIP 220K 0.5%	1/10W	R6437	1-216-821-11	METAL CHIP 1K 5%	1/10W
R6108	1-208-836-11	METAL CHIP 180K 0.5%	1/10W	R6441	1-216-837-11	METAL CHIP 22K 5%	1/10W
R6109	1-208-834-11	METAL CHIP 150K 0.5%	1/10W	R6442	1-216-833-11	METAL CHIP 10K 5%	1/10W
R6110	1-218-863-11	METAL CHIP 4.7K 0.5%	1/10W	R6452	1-218-851-11	METAL CHIP 1.5K 0.5%	1/10W
				R6453	1-218-871-11	METAL CHIP 10K 0.5%	1/10W
				R6454	1-216-829-11	METAL CHIP 4.7K 5%	1/10W
				R6455	1-218-899-11	METAL CHIP 150K 0.5%	1/16W
				R6456	1-218-871-11	METAL CHIP 10K 0.5%	1/10W
				R6457	1-218-903-11	METAL CHIP 220K 0.5%	1/10W

Note : The components identified by shading and marked Δ are critical for safety. Replace only with the part numbers specified in the parts list.

G2 H6 H7

REF.NO.	PART.NO	DESCRIPTION	REMARK		
R6458	1-216-839-11	METAL CHIP	33K	5%	1/10W
R6459	1-218-831-11	METAL CHIP	220	0.5%	1/10W
R6502	1-215-882-00	METAL OXIDE	22	5%	2W
R6503	1-215-882-00	METAL OXIDE	22	5%	2W
R6505	1-216-864-11	SHORT CHIP	0		
R6507	1-216-821-11	METAL CHIP	1K	5%	1/10W
R6508	1-216-829-11	METAL CHIP	4.7K	5%	1/10W
R6509	1-216-829-11	METAL CHIP	4.7K	5%	1/10W
R6512	1-218-907-11	METAL CHIP	330K	0.5%	1/10W
R6513	1-218-879-11	METAL CHIP	22K	0.5%	1/10W
R6514	1-218-895-11	METAL CHIP	100K	0.5%	1/10W
R6516	1-218-760-11	METAL CHIP	220K	0.5%	1/10W
R6517	1-218-760-11	METAL CHIP	220K	0.5%	1/10W
R6518	1-218-760-11	METAL CHIP	220K	0.5%	1/10W
R6519	1-218-760-11	METAL CHIP	220K	0.5%	1/10W
R6526	1-218-760-11	METAL CHIP	220K	0.5%	1/10W
R6527	1-218-867-11	METAL CHIP	6.8K	0.5%	1/10W
R6528	1-218-867-11	METAL CHIP	6.8K	0.5%	1/10W
R6531	1-217-611-00	METAL	0.1	10%	2W
R6532	1-216-845-11	METAL CHIP	100K	5%	1/10W
R6533	1-216-833-11	METAL CHIP	10K	5%	1/10W
R6534	1-216-809-11	METAL CHIP	100	5%	1/10W
R6537	1-249-389-11	CARBON	4.7	5%	1/4W
R6538	1-249-405-11	CARBON	100	5%	1/4W
R6539	1-216-809-11	METAL CHIP	100	5%	1/10W
R6542	1-216-835-11	METAL CHIP	15K	5%	1/10W
R6545	1-208-840-11	METAL CHIP	270K	0.5%	1/10W
R6546	1-208-840-11	METAL CHIP	270K	0.5%	1/10W
R6547	1-208-840-11	METAL CHIP	270K	0.5%	1/10W
R6548	1-208-840-11	METAL CHIP	270K	0.5%	1/10W
R6549	1-218-760-11	METAL CHIP	220K	0.5%	1/10W
R6550	1-218-869-11	METAL CHIP	8.2K	0.5%	1/10W
R6551	1-249-393-11	CARBON	10	5%	1/4W
R6552	1-216-809-11	METAL CHIP	100	5%	1/10W
R6553	1-216-821-11	METAL CHIP	1K	5%	1/10W
R6554	1-216-833-11	METAL CHIP	10K	5%	1/10W
R6555	1-216-845-11	METAL CHIP	100K	5%	1/10W
R6556	1-216-837-11	METAL CHIP	22K	5%	1/10W
R6557	1-218-823-11	METAL CHIP	100	0.5%	1/10W

< RELAY >

RY6003	Δ	1-755-418-12	RELAY (AC POWER)
RY6004	Δ	1-755-418-12	RELAY (AC POWER)

< TRANSFORMER >

T6100	Δ	1-443-589-11	CONVERTER TRANSFORMER (PIT)
T6101	Δ	1-443-588-11	CONVERTER TRANSFORMER (PIT)
T6300	Δ	1-443-313-21	TRANSFORMER, CONVERTER (SBT)

< THERMISTOR >

TH6300	1-803-586-41	THERMISTOR
--------	--------------	------------

REF.NO.	PART.NO.	DESCRIPTION	REMARK
< VARISTOR >			
VD6000	△ 1-804-996-21	VARISTOR	
VD6001	△ 1-804-996-21	VARISTOR	
*A-1090-221-A H6 Board, Complete			
< CAPACITOR >			
C7002	1-107-826-11	CERAMIC CHIP 0.1UF	10.00% 16V
C7003	1-107-826-11	CERAMIC CHIP 0.1UF	10.00% 16V
< CONNECTOR >			
CN7000	1-580-057-91	PIN, CONNECTOR 4P	
< DIODE >			
D7000	8-719-069-60	DIODE UDZSTE-179.1B	
D7001	8-719-069-60	DIODE UDZSTE-179.1B	
D7002	8-719-069-60	DIODE UDZSTE-179.1B	
< RESISTOR >			
R7000	1-216-826-11	METAL CHIP 2.7K 5%	1/10W
R7001	1-218-457-11	METAL CHIP 910 5%	1/10W
R7002	1-216-817-11	METAL CHIP 470 5%	1/10W
R7003	1-216-813-11	METAL CHIP 220 5%	1/10W
R7004	1-216-864-11	SHORT CHIP 0	
R7005	1-216-864-11	SHORT CHIP 0	
< SWITCH >			
S7000	1-572-595-11	SWITCH, TACTIL (REFLOW TYPE)	
S7001	1-572-595-11	SWITCH, TACTIL (REFLOW TYPE)	
S7002	1-572-595-11	SWITCH, TACTIL (REFLOW TYPE)	
S7003	1-572-595-11	SWITCH, TACTIL (REFLOW TYPE)	
S7004	1-572-595-11	SWITCH, TACTIL (REFLOW TYPE)	
S7005	1-572-595-11	SWITCH, TACTIL (REFLOW TYPE)	
S7006	1-572-595-11	SWITCH, TACTIL (REFLOW TYPE)	

***A-1090-222-A H7 Board, Complete**

< CAPACITOR >

C7030	1-162-919-11	CERAMIC CHIP 22PF	5.00%	50V
C7031	1-125-891-11	CERAMIC CHIP 0.47UF	10.00%	10V
C7032	1-117-137-11	ELECT CHIP 33UF	20.00%	10V
C7033	1-115-566-11	CERAMIC CHIP 4.7UF	10.00%	10V
C7034	1-115-566-11	CERAMIC CHIP 4.7UF	10.00%	10V

< CONNECTOR >

CN7030	1-695-223-91	PIN, CONNECTOR 10P
--------	--------------	--------------------

REF.NO.	PART.NO	DESCRIPTION	REMARK	REF.NO.	PART.NO	DESCRIPTION	REMARK
< DIODE >				C4018	1-128-526-11	ELECT 100UF	20% 25V
D7030	8-719-064-07	DIODE SML-310LTT86		C4019	1-128-526-11	ELECT 100UF	20% 25V
D7031	6-500-861-01	DIODE SML-020MVT-T86		C4020	1-164-004-11	CERAMIC CHIP 0.1UF	10.00% 25V
D7032	8-719-053-07	DIODE SML-310MTT86		C4021	1-127-573-11	CERAMIC CHIP 1UF	10% 16V
D7033	8-719-069-60	DIODE UDZSTE-179.1B		C4022	1-162-970-11	CERAMIC CHIP 0.01UF	10.00% 25V
D7034	8-719-069-60	DIODE UDZSTE-179.1B		C4023	1-162-967-11	CERAMIC CHIP 0.0033UF	10.00% 50V
D7035	8-719-069-60	DIODE UDZSTE-179.1B		C4024	1-135-349-21	ELECT CHIP 22UF	20% 20V
D7036	8-719-069-60	DIODE UDZSTE-179.1B		C4025	1-162-969-11	CERAMIC CHIP 0.0068UF	10.00% 25V
D7037	8-719-069-60	DIODE UDZSTE-179.1B		C4026	1-162-969-11	CERAMIC CHIP 0.0068UF	10.00% 25V
D7038	8-719-069-60	DIODE UDZSTE-179.1B		C4028	1-107-826-11	CERAMIC CHIP 0.1UF	10.00% 16V
< IC >				C4029	1-100-566-91	CERAMIC CHIP 0.1UF	10.00% 25V
IC7030	6-600-389-01	IC GP1UM26SRK1F		C4030	1-100-566-91	CERAMIC CHIP 0.1UF	10.00% 25V
< TRANSISTOR >				C4031	1-127-820-11	CERAMIC CHIP 4.7UF	10% 16V
Q7030	8-729-028-98	TRANSISTOR DTC114WUA-T106		C4032	1-107-826-11	CERAMIC CHIP 0.1UF	10.00% 16V
Q7031	8-729-028-98	TRANSISTOR DTC114WUA-T106		C4033	1-162-970-11	CERAMIC CHIP 0.01UF	10.00% 25V
Q7032	8-729-028-98	TRANSISTOR DTC114WUA-T106		C4034	1-135-960-91	CERAMIC CHIP 10UF	10% 25V
Q7033	8-729-028-98	TRANSISTOR DTC114WUA-T106		C4035	1-135-372-31	ELECT 470UF	20% 10V
< RESISTOR >				C4037	1-135-960-91	CERAMIC CHIP 10UF	10% 25V
R7030	1-216-824-11	METAL CHIP 1.8K 5% 1/10W		C4038	1-135-960-91	CERAMIC CHIP 10UF	10% 25V
R7031	1-216-818-11	METAL CHIP 560 5% 1/10W		C4039	1-128-526-11	ELECT 100UF	20% 25V
R7032	1-216-817-11	METAL CHIP 470 5% 1/10W		C4040	1-128-526-11	ELECT 100UF	20% 25V
R7033	1-216-817-11	METAL CHIP 470 5% 1/10W		C4041	1-107-826-11	CERAMIC CHIP 0.1UF	10.00% 16V
R7034	1-216-817-11	METAL CHIP 470 5% 1/10W		C4042	1-107-826-11	CERAMIC CHIP 0.1UF	10.00% 16V
R7035	1-216-805-11	METAL CHIP 47 5% 1/10W		C4043	1-128-526-11	ELECT 100UF	20% 25V
*A-1106-556-A A1 Board Complete KDL-V26A12U only				C4045	1-107-826-11	CERAMIC CHIP 0.1UF	10.00% 16V
*A-1106-557-A A1 Board Complete KLV-V26A10E only				C4046	1-107-826-11	CERAMIC CHIP 0.1UF	10.00% 16V
4-382-854-11	SCREW (M3X10), P, SW (+)			C4047	1-165-669-21	ELECT CHIP 220UF	20% 6.3V
< CAPACITOR >				C4048	1-165-669-21	ELECT CHIP 220UF	20% 6.3V
C4002	1-162-964-11	CERAMIC CHIP 0.001UF	10.00% 50V	C4050	1-107-826-11	CERAMIC CHIP 0.1UF	10.00% 16V
C4004	1-128-526-11	ELECT 100UF	20% 25V	C4052	1-127-573-11	CERAMIC CHIP 1UF	10% 16V
C4005	1-128-526-11	ELECT 100UF	20% 25V	C4053	1-127-573-11	CERAMIC CHIP 1UF	10% 16V
C4006	1-164-004-11	CERAMIC CHIP 0.1UF	10.00% 25V	C4107	1-162-909-11	CERAMIC CHIP 4PF	0.25PF 50V
C4007	1-164-004-11	CERAMIC CHIP 0.1UF	10.00% 25V	C4108	1-162-909-11	CERAMIC CHIP 4PF	0.25PF 50V
C4008	1-128-528-11	ELECT 470UF	20% 25V	C4109	1-162-964-11	CERAMIC CHIP 0.001UF	10.00% 50V
C4009	1-100-118-21	ELECT CHIP 82UF	20% 16V	C4110	1-162-923-11	CERAMIC CHIP 47PF	5.00% 50V
C4010	1-128-528-11	ELECT 470UF	20% 25V	C4111	1-162-923-11	CERAMIC CHIP 47PF	5.00% 50V
C4011	1-164-004-11	CERAMIC CHIP 0.1UF	10.00% 25V	C4112	1-162-923-11	CERAMIC CHIP 47PF	5.00% 50V
C4012	1-164-004-11	CERAMIC CHIP 0.1UF	10.00% 25V	C4116	1-127-715-91	CERAMIC CHIP 0.22UF	10% 16V
C4013	1-162-970-11	CERAMIC CHIP 0.01UF	10.00% 25V	C4117	1-162-964-11	CERAMIC CHIP 0.001UF	10.00% 50V
C4014	1-162-970-11	CERAMIC CHIP 0.01UF	10.00% 25V	C4119	1-127-715-91	CERAMIC CHIP 0.22UF	10% 16V
C4015	1-162-970-11	CERAMIC CHIP 0.01UF	10.00% 25V	C4120	1-127-715-91	CERAMIC CHIP 0.22UF	10% 16V
C4016	1-162-923-11	CERAMIC CHIP 47PF	5.00% 50V	C4122	1-124-779-00	ELECT CHIP 10UF	20.00% 16V
C4017	1-162-967-11	CERAMIC CHIP 0.0033UF	10.00% 50V	C4123	1-127-715-91	CERAMIC CHIP 0.22UF	10% 16V
				C4124	1-127-715-91	CERAMIC CHIP 0.22UF	10% 16V
				C4125	1-127-715-91	CERAMIC CHIP 0.22UF	10% 16V
				C4127	1-127-715-91	CERAMIC CHIP 0.22UF	10% 16V
				C4128	1-127-715-91	CERAMIC CHIP 0.22UF	10% 16V
				C4129	1-127-715-91	CERAMIC CHIP 0.22UF	10% 16V
				C4130	1-126-204-11	ELECT CHIP 47UF	20.00% 16V
				C4131	1-127-715-91	CERAMIC CHIP 0.22UF	10% 16V

REF.NO.	PART.NO	DESCRIPTION	REMARK	REF.NO.	PART.NO	DESCRIPTION	REMARK
C4132	1-127-715-91	CERAMIC CHIP 0.22UF	10% 16V	C4417	1-126-392-11	ELECT CHIP 100UF	20.00% 6.3V
C4133	1-127-715-91	CERAMIC CHIP 0.22UF	10% 16V	C4418	1-162-919-11	CERAMIC CHIP 22PF	5.00% 50V
C4134	1-127-715-91	CERAMIC CHIP 0.22UF	10% 16V	C4419	1-127-715-91	CERAMIC CHIP 0.22UF	10% 16V
C4135	1-124-779-00	ELECT CHIP 10UF	20.00% 16V	C4420	1-127-715-91	CERAMIC CHIP 0.22UF	10% 16V
C4136	1-162-964-11	CERAMIC CHIP 0.001UF	10.00% 50V	C4422	1-125-889-91	CERAMIC CHIP 2.2UF	10% 10V
C4137	1-107-826-11	CERAMIC CHIP 0.1UF	10.00% 16V	C4423	1-126-392-11	ELECT CHIP 100UF	20.00% 6.3V
C4139	1-127-715-91	CERAMIC CHIP 0.22UF	10% 16V	C4424	1-162-919-11	CERAMIC CHIP 22PF	5.00% 50V
C4141	1-127-715-91	CERAMIC CHIP 0.22UF	10% 16V	C4425	1-127-715-91	CERAMIC CHIP 0.22UF	10% 16V
C4143	1-162-966-11	CERAMIC CHIP 0.0022UF	10.00% 50V	C4426	1-127-715-91	CERAMIC CHIP 0.22UF	10% 16V
C4144	1-125-837-91	CERAMIC CHIP 1UF	10% 6.3V	C4427	1-127-715-91	CERAMIC CHIP 0.22UF	10% 16V
C4145	1-137-765-21	ELECT CHIP 47UF	20% 16V	C4428	1-127-715-91	CERAMIC CHIP 0.22UF	10% 16V
C4146	1-162-966-11	CERAMIC CHIP 0.0022UF	10.00% 50V	C4429	1-127-715-91	CERAMIC CHIP 0.22UF	10% 16V
C4148	1-124-779-00	ELECT CHIP 10UF	20.00% 16V	C4430	1-127-715-91	CERAMIC CHIP 0.22UF	10% 16V
C4149	1-124-779-00	ELECT CHIP 10UF	20.00% 16V	C4431	1-115-566-11	CERAMIC CHIP 4.7UF	10.00% 10V
C4152	1-117-681-11	ELECT CHIP 100UF	20.00% 16V	C4601	1-162-923-11	CERAMIC CHIP 47PF	5.00% 50V
C4153	1-162-964-11	CERAMIC CHIP 0.001UF	10.00% 50V	C4602	1-162-923-11	CERAMIC CHIP 47PF	5.00% 50V
C4154	1-128-357-11	ELECT CHIP 10UF	20.00% 16V	C4603	1-162-923-11	CERAMIC CHIP 47PF	5.00% 50V
C4155	1-128-357-11	ELECT CHIP 10UF	20.00% 16V	C4604	1-162-923-11	CERAMIC CHIP 47PF	5.00% 50V
C4301	1-124-779-00	ELECT CHIP 10UF	20.00% 16V	C4606	1-162-923-11	CERAMIC CHIP 47PF	5.00% 50V
C4302	1-107-826-11	CERAMIC CHIP 0.1UF	10.00% 16V	C4607	1-162-923-11	CERAMIC CHIP 47PF	5.00% 50V
C4304	1-126-395-11	ELECT CHIP 22UF	20.00% 16V	C4608	1-162-923-11	CERAMIC CHIP 47PF	5.00% 50V
C4305	1-107-826-11	CERAMIC CHIP 0.1UF	10.00% 16V	C4609	1-162-923-11	CERAMIC CHIP 47PF	5.00% 50V
C4306	1-125-889-91	CERAMIC CHIP 2.2UF	10% 10V	C4610	1-162-923-11	CERAMIC CHIP 47PF	5.00% 50V
C4307	1-125-889-91	CERAMIC CHIP 2.2UF	10% 10V	C4611	1-162-923-11	CERAMIC CHIP 47PF	5.00% 50V
C4308	1-126-204-11	ELECT CHIP 47UF	20.00% 16V	C4614	1-162-923-11	CERAMIC CHIP 47PF	5.00% 50V
C4313	1-164-230-11	CERAMIC CHIP 220PF	5.00% 50V	C4615	1-162-923-11	CERAMIC CHIP 47PF	5.00% 50V
C4314	1-164-230-11	CERAMIC CHIP 220PF	5.00% 50V	C4618	1-126-396-11	ELECT CHIP 47UF	20.00% 16V
C4315	1-125-889-91	CERAMIC CHIP 2.2UF	10% 10V	C4619	1-126-396-11	ELECT CHIP 47UF	20.00% 16V
C4316	1-126-394-11	ELECT CHIP 10UF	20.00% 16V	C4623	1-125-891-11	CERAMIC CHIP 0.47UF	10.00% 10V
C4317	1-107-826-11	CERAMIC CHIP 0.1UF	10.00% 16V	C4624	1-125-891-11	CERAMIC CHIP 0.47UF	10.00% 10V
C4318	1-124-779-00	ELECT CHIP 10UF	20.00% 16V	C4625	1-125-891-11	CERAMIC CHIP 0.47UF	10.00% 10V
C4319	1-124-779-00	ELECT CHIP 10UF	20.00% 16V	C4626	1-125-889-91	CERAMIC CHIP 2.2UF	10% 10V
C4320	1-137-894-21	ELECT CHIP 470UF	20% 25V	C4627	1-125-889-91	CERAMIC CHIP 2.2UF	10% 10V
C4321	1-125-889-91	CERAMIC CHIP 2.2UF	10% 10V	C4637	1-162-923-11	CERAMIC CHIP 47PF	5.00% 50V
C4322	1-126-396-11	ELECT CHIP 47UF	20.00% 16V	C4638	1-162-923-11	CERAMIC CHIP 47PF	5.00% 50V
C4323	1-126-396-11	ELECT CHIP 47UF	20.00% 16V	C4639	1-162-923-11	CERAMIC CHIP 47PF	5.00% 50V
C4324	1-127-715-91	CERAMIC CHIP 0.22UF	10% 16V	C4640	1-162-923-11	CERAMIC CHIP 47PF	5.00% 50V
C4325	1-117-681-11	ELECT CHIP 100UF	20.00% 16V	C4642	1-162-923-11	CERAMIC CHIP 47PF	5.00% 50V
C4327	1-124-779-00	ELECT CHIP 10UF	20.00% 16V	C4643	1-162-923-11	CERAMIC CHIP 47PF	5.00% 50V
C4401	1-126-392-11	ELECT CHIP 100UF	20.00% 6.3V	C4644	1-162-923-11	CERAMIC CHIP 47PF	5.00% 50V
C4402	1-107-826-11	CERAMIC CHIP 0.1UF	10.00% 16V	C4645	1-162-923-11	CERAMIC CHIP 47PF	5.00% 50V
C4403	1-107-826-11	CERAMIC CHIP 0.1UF	10.00% 16V	C4650	1-126-396-11	ELECT CHIP 47UF	20.00% 16V
C4404	1-126-392-11	ELECT CHIP 100UF	20.00% 6.3V	C4651	1-126-396-11	ELECT CHIP 47UF	20.00% 16V
C4405	1-162-962-11	CERAMIC CHIP 470PF	10.00% 50V	C4655	1-125-891-11	CERAMIC CHIP 0.47UF	10.00% 10V
C4407	1-127-715-91	CERAMIC CHIP 0.22UF	10% 16V	C4656	1-125-891-11	CERAMIC CHIP 0.47UF	10.00% 10V
C4409	1-126-396-11	ELECT CHIP 47UF	20.00% 16V	C4657	1-125-891-11	CERAMIC CHIP 0.47UF	10.00% 10V
C4411	1-107-826-11	CERAMIC CHIP 0.1UF	10.00% 16V	C4685	1-125-891-11	CERAMIC CHIP 0.47UF	10.00% 10V
C4412	1-107-826-11	CERAMIC CHIP 0.1UF	10.00% 16V	C4815	1-107-826-11	CERAMIC CHIP 0.1UF	10.00% 16V
C4413	1-127-715-91	CERAMIC CHIP 0.22UF	10% 16V	C4824	1-125-891-11	CERAMIC CHIP 0.47UF	10.00% 10V
C4414	1-126-392-11	ELECT CHIP 100UF	20.00% 6.3V	C4825	1-125-891-11	CERAMIC CHIP 0.47UF	10.00% 10V

REF.NO.	PART.NO	DESCRIPTION	REMARK	REF.NO.	PART.NO	DESCRIPTION	REMARK
C4826	1-100-742-91	CERAMIC CHIP 2.2UF	20% 10V	C7558	1-107-826-11	CERAMIC CHIP 0.1UF	10.00% 16V
C4827	1-125-891-11	CERAMIC CHIP 0.47UF	10.00% 10V	C7559	1-107-826-11	CERAMIC CHIP 0.1UF	10.00% 16V
C4828	1-125-891-11	CERAMIC CHIP 0.47UF	10.00% 10V	C7561	1-126-933-11	ELECT 100UF	20.00% 16V
C4829	1-125-891-11	CERAMIC CHIP 0.47UF	10.00% 10V	C7562	1-107-826-11	CERAMIC CHIP 0.1UF	10.00% 16V
C4830	1-125-891-11	CERAMIC CHIP 0.47UF	10.00% 10V	C7565	1-162-923-11	CERAMIC CHIP 47PF	5.00% 50V
C4834	1-125-891-11	CERAMIC CHIP 0.47UF	10.00% 10V	C7600	1-125-891-11	CERAMIC CHIP 0.47UF	10.00% 10V
C4835	1-125-891-11	CERAMIC CHIP 0.47UF	10.00% 10V	C7601	1-125-891-11	CERAMIC CHIP 0.47UF	10.00% 10V
C4836	1-162-966-11	CERAMIC CHIP 0.0022UF	10.00% 50V	C7602	1-125-891-11	CERAMIC CHIP 0.47UF	10.00% 10V
C4837	1-126-601-11	ELECT CHIP 2.2UF	20.00% 50V	C7614	1-125-891-11	CERAMIC CHIP 0.47UF	10.00% 10V
C4838	1-125-837-91	CERAMIC CHIP 1UF	10% 6.3V	C7618	1-115-565-11	CERAMIC CHIP 2.2UF	10.00% 10V
C4839	1-162-970-11	CERAMIC CHIP 0.01UF	10.00% 25V	C7620	1-115-565-11	CERAMIC CHIP 2.2UF	10.00% 10V
C4840	1-107-826-11	CERAMIC CHIP 0.1UF	10.00% 16V	C7621	1-115-565-11	CERAMIC CHIP 2.2UF	10.00% 10V
C4841	1-107-826-11	CERAMIC CHIP 0.1UF	10.00% 16V	C7622	1-115-565-11	CERAMIC CHIP 2.2UF	10.00% 10V
C4842	1-107-826-11	CERAMIC CHIP 0.1UF	10.00% 16V	C7623	1-164-004-11	CERAMIC CHIP 0.1UF	10.00% 25V
C4858	1-125-891-11	CERAMIC CHIP 0.47UF	10.00% 10V	C7625	1-117-681-11	ELECT CHIP 100UF	20.00% 16V
C4859	1-125-891-11	CERAMIC CHIP 0.47UF	10.00% 10V	C7626	1-117-681-11	ELECT CHIP 100UF	20.00% 16V
C4860	1-125-891-11	CERAMIC CHIP 0.47UF	10.00% 10V	C7630	1-128-526-11	ELECT 100UF	20% 25V
C4861	1-125-891-11	CERAMIC CHIP 0.47UF	10.00% 10V	C7631	1-107-826-11	CERAMIC CHIP 0.1UF	10.00% 16V
C4863	1-100-742-91	CERAMIC CHIP 2.2UF	20% 10V	C7632	1-107-826-11	CERAMIC CHIP 0.1UF	10.00% 16V
C4864	1-100-742-91	CERAMIC CHIP 2.2UF	20% 10V	C7633	1-107-826-11	CERAMIC CHIP 0.1UF	10.00% 16V
C4865	1-100-742-91	CERAMIC CHIP 2.2UF	20% 10V	C7638	1-165-870-21	ELECT CHIP 100UF	20% 6.3V
C4866	1-125-891-11	CERAMIC CHIP 0.47UF	10.00% 10V	C7650	1-127-573-11	CERAMIC CHIP 1UF	10% 16V
C4867	1-125-891-11	CERAMIC CHIP 0.47UF	10.00% 10V	C7653	1-162-966-11	CERAMIC CHIP 0.0022UF	10.00% 50V
C4868	1-125-891-11	CERAMIC CHIP 0.47UF	10.00% 10V	C7656	1-162-925-11	CERAMIC CHIP 68PF	5.00% 50V
C4869	1-126-923-91	ELECT 220UF	20.00% 10V	C7657	1-162-927-11	CERAMIC CHIP 100PF	5.00% 50V
C4882	1-100-742-91	CERAMIC CHIP 2.2UF	20% 10V	C7658	1-162-925-11	CERAMIC CHIP 68PF	5.00% 50V
C4901	1-162-970-11	CERAMIC CHIP 0.01UF	10.00% 25V	C7659	1-126-964-11	ELECT 10UF	20.00% 50V
C4902	1-162-970-11	CERAMIC CHIP 0.01UF	10.00% 25V	C7660	1-162-921-11	CERAMIC CHIP 33PF	5.00% 50V
C4903	1-126-396-11	ELECT CHIP 47UF	20.00% 16V	C7661	1-127-715-91	CERAMIC CHIP 0.22UF	10% 16V
C4904	1-162-928-11	CERAMIC CHIP 120PF	5.00% 50V	C7662	1-162-968-11	CERAMIC CHIP 0.0047UF	10.00% 50V
C5109	1-104-905-11	CAPACITOR 0.22F	5.5V	C7663	1-127-573-11	CERAMIC CHIP 1UF	10% 16V
C5201	1-164-004-11	CERAMIC CHIP 0.1UF	10.00% 25V	C7664	1-162-964-11	CERAMIC CHIP 0.001UF	10.00% 50V
C5203	1-125-891-11	CERAMIC CHIP 0.47UF	10.00% 10V	C7667	1-162-921-11	CERAMIC CHIP 33PF	5.00% 50V
C5204	1-125-891-11	CERAMIC CHIP 0.47UF	10.00% 10V	C7668	1-126-205-11	ELECT CHIP 47UF	20.00% 6.3V
C5205	1-125-891-11	CERAMIC CHIP 0.47UF	10.00% 10V	C7669	1-126-205-11	ELECT CHIP 47UF	20.00% 6.3V
C5206	1-125-891-11	CERAMIC CHIP 0.47UF	10.00% 10V	C7670	1-162-923-11	CERAMIC CHIP 47PF	5.00% 50V
C5207	1-125-891-11	CERAMIC CHIP 0.47UF	10.00% 10V	C7671	1-162-923-11	CERAMIC CHIP 47PF	5.00% 50V
C5208	1-125-891-11	CERAMIC CHIP 0.47UF	10.00% 10V	C7672	1-125-891-11	CERAMIC CHIP 0.47UF	10.00% 10V
C5209	1-124-779-00	ELECT CHIP 10UF	20.00% 16V	C7673	1-126-204-11	ELECT CHIP 47UF	20.00% 16V
C5210	1-125-891-11	CERAMIC CHIP 0.47UF	10.00% 10V	C7674	1-115-565-11	CERAMIC CHIP 2.2UF	10.00% 10V
C5211	1-125-891-11	CERAMIC CHIP 0.47UF	10.00% 10V	C7675	1-115-565-11	CERAMIC CHIP 2.2UF	10.00% 10V
C5213	1-125-891-11	CERAMIC CHIP 0.47UF	10.00% 10V	C7676	1-125-889-91	CERAMIC CHIP 2.2UF	10% 10V
C5215	1-107-826-11	CERAMIC CHIP 0.1UF	10.00% 16V	C7677	1-125-889-91	CERAMIC CHIP 2.2UF	10% 10V
C5219	1-125-891-11	CERAMIC CHIP 0.47UF	10.00% 10V	C7678	1-125-889-91	CERAMIC CHIP 2.2UF	10% 10V
C5220	1-125-891-11	CERAMIC CHIP 0.47UF	10.00% 10V	C7679	1-125-889-91	CERAMIC CHIP 2.2UF	10% 10V
C5223	1-162-964-11	CERAMIC CHIP 0.001UF	10.00% 50V	C7681	1-164-004-11	CERAMIC CHIP 0.1UF	10.00% 25V
C5224	1-162-964-11	CERAMIC CHIP 0.001UF	10.00% 50V	C7682	1-164-004-11	CERAMIC CHIP 0.1UF	10.00% 25V
C7525	1-107-826-11	CERAMIC CHIP 0.1UF	10.00% 16V	C7683	1-164-004-11	CERAMIC CHIP 0.1UF	10.00% 25V
C7526	1-107-826-11	CERAMIC CHIP 0.1UF	10.00% 16V	C7684	1-164-004-11	CERAMIC CHIP 0.1UF	10.00% 25V
C7556	1-163-009-91	CERAMIC CHIP 0.001UF	10.00% 50V	C7686	1-162-970-11	CERAMIC CHIP 0.01UF	10.00% 25V

REF.NO.	PART.NO	DESCRIPTION	REMARK	REF.NO.	PART.NO	DESCRIPTION	REMARK
C7687	1-162-970-11	CERAMIC CHIP 0.01UF	10.00% 25V	D7513	8-719-081-98	DIODE MM3Z6V8T1	
C7703	1-107-826-11	CERAMIC CHIP 0.1UF	10.00% 16V	D7514	8-719-083-82	DIODE UDZS-TE17-12B	
C7704	1-165-870-21	ELECT CHIP 100UF	20.00% 6.3V	D7515	8-719-083-82	DIODE UDZS-TE17-12B	
C7705	1-164-004-11	CERAMIC CHIP 0.1UF	10.00% 25V	D7516	8-719-083-82	DIODE UDZS-TE17-12B	
C7706	1-164-004-11	CERAMIC CHIP 0.1UF	10.00% 25V	D7517	8-719-083-82	DIODE UDZS-TE17-12B	
C7707	1-128-526-11	ELECT 100UF	20% 25V	D7518	8-719-083-82	DIODE UDZS-TE17-12B	
C7708	1-128-526-11	ELECT 100UF	20% 25V	D7519	8-719-083-82	DIODE UDZS-TE17-12B	
C7709	1-127-715-91	CERAMIC CHIP 0.22UF	10% 16V	D7520	8-719-083-82	DIODE UDZS-TE17-12B	
C7710	1-127-715-91	CERAMIC CHIP 0.22UF	10% 16V	D7521	8-719-083-82	DIODE UDZS-TE17-12B	
C7711	1-127-715-91	CERAMIC CHIP 0.22UF	10% 16V	D7522	8-719-081-98	DIODE MM3Z6V8T1	
< CONNECTOR >				D7523	8-719-081-98	DIODE MM3Z6V8T1	
CN4002	*1-818-656-21	HEADER ASSEMBLY 30P		D7524	8-719-081-98	DIODE MM3Z6V8T1	
CN4601	*1-417-602-11	SOCKET 21PIN		D7525	8-719-081-98	DIODE MM3Z6V8T1	
CN4602	*1-417-602-11	SOCKET 21PIN		D7526	8-719-081-98	DIODE MM3Z6V8T1	
CN4605	1-764-087-21	PIN, CONNECTOR (PC BOARD) 14P		D7527	8-719-081-98	DIODE MM3Z6V8T1	
CN4606	1-695-209-21	PIN, CONNECTOR (PC BOARD) 15P		D7528	8-719-081-98	DIODE MM3Z6V8T1	
CN4801	1-766-382-21	PIN, CONNECTOR (1.5MM) (SMD)10P		D7543	8-719-083-82	DIODE UDZS-TE17-12B	
CN4802	1-779-936-21	CONNECTOR, FFC/FPC 18P		D7544	8-719-083-82	DIODE UDZS-TE17-12B	
CN5102	*1-817-753-11	CONNECTOR, BOARD TO BOARD 100P		D7545	8-719-083-82	DIODE UDZS-TE17-12B	
CN5104	*1-817-097-21	PIN, CONNECTOR (1.5MM) (SMD)13P		D7546	8-719-083-82	DIODE UDZS-TE17-12B	
CN5107	1-764-078-11	PIN, CONNECTOR (PC BOARD) 3P		D7547	8-719-081-97	DIODE MMDL914T1	
CN5110	1-779-992-11	PIN, CONNECTOR (PWB) 8P		D7548	8-719-081-97	DIODE MMDL914T1	
< DIODE >				D7549	8-719-081-97	DIODE MMDL914T1	
D4001	8-719-073-34	DIODE EC21QS03L-TE12L		D7600	8-719-081-97	DIODE MMDL914T1	
D4002	6-500-579-01	DIODE PTZ-TE25-6.8B		D7601	8-719-081-97	DIODE MMDL914T1	
D4003	6-500-294-01	DIODE PTZ-TE25-3.9B		D7602	8-719-081-97	DIODE MMDL914T1	
D4004	6-500-295-01	DIODE PTZ-TE25-5.6B		D7603	8-719-083-82	DIODE UDZS-TE17-12B	
D4005	8-719-081-99	DIODE MM3Z13VT1		D7604	8-719-081-97	DIODE MMDL914T1	
D4306	8-719-081-97	DIODE MMDL914T1		D7605	8-719-081-97	DIODE MMDL914T1	
D4307	8-719-081-97	DIODE MMDL914T1		D7606	8-719-083-82	DIODE UDZS-TE17-12B	
D4401	8-719-404-50	DIODE MA111-TX		D7607	8-719-083-82	DIODE UDZS-TE17-12B	
D4602	8-719-083-82	DIODE UDZS-TE17-12B		D7608	8-719-083-82	DIODE UDZS-TE17-12B	
D4619	8-719-083-82	DIODE UDZS-TE17-12B		D7609	8-719-083-82	DIODE UDZS-TE17-12B	
D5101	8-719-081-97	DIODE MMDL914T1		D7610	8-719-081-97	DIODE MMDL914T1	
D5102	8-719-081-97	DIODE MMDL914T1		D7651	8-719-083-87	DIODE UDZS-TE17-33B	
D7500	8-719-083-82	DIODE UDZS-TE17-12B		D7652	8-719-081-97	DIODE MMDL914T1	
D7501	8-719-083-82	DIODE UDZS-TE17-12B		< FERRITE BEAD >			
D7502	8-719-083-82	DIODE UDZS-TE17-12B		FB4001	1-469-775-21	FERRITE	0UH
D7503	8-719-083-82	DIODE UDZS-TE17-12B		FB4002	1-469-775-21	FERRITE	0UH
D7504	8-719-083-82	DIODE UDZS-TE17-12B		FB4003	1-469-775-21	FERRITE	0UH
D7505	8-719-083-82	DIODE UDZS-TE17-12B		FB4004	1-469-775-21	FERRITE	0UH
D7506	8-719-083-82	DIODE UDZS-TE17-12B		FB4006	1-469-775-21	FERRITE	0UH
D7507	8-719-083-82	DIODE UDZS-TE17-12B		FB4102	1-414-921-11	FERRITE	0UH
D7508	8-719-081-98	DIODE MM3Z6V8T1		FB4103	1-414-918-41	INDUCTOR	150NH
D7509	8-719-081-98	DIODE MM3Z6V8T1		FB4401	1-414-445-11	FERRITE	0UH
D7510	8-719-081-98	DIODE MM3Z6V8T1		FB4402	1-469-775-21	FERRITE	0UH
D7511	8-719-081-98	DIODE MM3Z6V8T1		FB4901	1-414-445-11	FERRITE	0UH
D7512	8-719-081-98	DIODE MM3Z6V8T1		FB5101	1-469-775-21	FERRITE	0UH
				FB5102	1-469-775-21	FERRITE	0UH

Note : The components identified by shading and marked Δ are critical for safety. Replace only with the part numbers specified in the parts list.

A1

REF.NO.	PART.NO	DESCRIPTION	REMARK	REF.NO.	PART.NO	DESCRIPTION	REMARK
FB5103	1-469-775-21	FERRITE	0UH	< COIL >			
FB5104	1-469-775-21	FERRITE	0UH	L4001	1-406-657-11	INDUCTOR	4.7UH
FB5105	1-469-775-21	FERRITE	0UH	L4003	1-400-323-21	INDUCTOR	47UH
FB5106	1-469-775-21	FERRITE	0UH	L4004	1-424-758-21	INDUCTOR	10UH
FB5107	1-469-775-21	FERRITE	0UH	L4005	1-424-758-21	INDUCTOR	10UH
				L4101	1-412-058-11	INDUCTOR	10UH
FB5108	1-469-775-21	FERRITE	0UH				
FB7506	1-469-775-21	FERRITE	0UH	L4102	1-412-979-21	INDUCTOR	1UH
FB7509	1-469-775-21	FERRITE	0UH	L4103	1-412-058-11	INDUCTOR	10UH
FB7510	1-469-775-21	FERRITE	0UH	L4301	1-412-058-11	INDUCTOR	10UH
FB7511	1-469-775-21	FERRITE	0UH	L4302	1-412-991-31	INDUCTOR	10UH
				L4401	1-469-549-21	INDUCTOR	1UH
FB7512	1-469-775-21	FERRITE	0UH				
FB7513	1-469-775-21	FERRITE	0UH	L4402	1-469-549-21	INDUCTOR	1UH
FB7514	1-469-775-21	FERRITE	0UH	L4403	1-469-549-21	INDUCTOR	1UH
FB7515	1-469-775-21	FERRITE	0UH	L4404	1-469-549-21	INDUCTOR	1UH
FB7650	1-414-760-21	FERRITE	0UH	L4405	1-469-549-21	INDUCTOR	1UH
				L4406	1-469-549-21	INDUCTOR	1UH
FB7651	1-414-760-21	FERRITE	0UH				
FB7652	1-414-760-21	FERRITE	0UH	L4901	1-412-058-11	INDUCTOR	10UH
< IC >				L4902	1-412-990-41	INDUCTOR	8.2UH
IC4001	8-759-564-82	IC BA09ST-V5		L5201	1-412-058-11	INDUCTOR	10UH
IC4002	8-759-564-82	IC BA09ST-V5		L5203	1-412-058-11	INDUCTOR	10UH
IC4003	6-703-249-01	IC SN105233DBTR		L7604	1-412-979-21	INDUCTOR	1UH
IC4004	6-704-407-01	IC PQ1CZ41H2ZPH					
IC4005	6-705-464-01	IC BA50BC0T		L7605	1-412-979-21	INDUCTOR	1UH
				L7606	1-412-979-21	INDUCTOR	1UH
IC4006	6-705-469-01	IC BA50BC0FP-E2		L7610	1-469-525-91	INDUCTOR	10UH
IC4102	6-708-263-01	IC MSP4411K-QA-D5-401		L7611	1-412-026-11	INDUCTOR	1UH
IC4105	8-759-908-15	IC TL431CLP		L7651	1-414-580-31	INDUCTOR	100NH
IC4301	8-759-278-58	IC NJM4558V-TE2					
IC4302	8-759-359-49	IC NJM3414AV (TE2)		L7652	1-414-580-31	INDUCTOR	100NH
				L7654	1-412-058-11	INDUCTOR	10UH
IC4401	6-705-468-01	IC BA33BC0FP-E2		L7655	1-412-058-11	INDUCTOR	10UH
IC4402	6-704-607-01	IC M24C16-WMN6T (B)		L7656	1-469-525-91	INDUCTOR	10UH
IC4403	6-702-515-01	IC SAA5665HL/M1D/0724		< PROTECTOR MODULE >			
IC4404	6-706-419-01	IC LM393DT (A)		PS4001 Δ	1-533-596-11	IC LINK	4A 90V
IC4405	8-759-672-39	IC PST573IMT		PS4002 Δ	1-533-593-42	IC LINK	2A 90V
				< TRANSISTOR >			
IC4406	6-706-484-01	IC TC7SH04FU (T5RSOYJF)		Q4001	6-550-222-01	TRANSISTOR	IRF7335D1-TR
IC4407	6-706-491-01	IC TC7SH86FU (T5RSOYJF)		Q4002	6-550-222-01	TRANSISTOR	IRF7335D1-TR
IC4408	6-705-950-01	IC K6F2008V2E-LF70000		Q4003	8-729-907-00	TRANSISTOR	DTC114EU
IC4409	8-759-523-81	IC TC74VHC08FT (EL)		Q4004	8-729-054-36	TRANSISTOR	UPA1716G-E2
IC4410	1-540-151-21	SOCKET, IC		Q4101	8-729-422-33	TRANSISTOR	2SD601A-Q-TX
IC4804	6-701-172-01	IC MC74LVXT4052DTR2		Q4301	8-729-422-29	TRANSISTOR	2SD601A-S
IC4807	8-752-106-86	IC CXA2181Q-T6		Q4304	8-729-422-29	TRANSISTOR	2SD601A-S
IC5201	8-752-080-04	IC CXA2069Q		Q4305	8-729-422-29	TRANSISTOR	2SD601A-S
IC7509	6-701-172-01	IC MC74LVXT4052DTR2		Q4306	8-729-422-29	TRANSISTOR	2SD601A-S
IC7650	8-759-514-57	IC BA7046F		Q4307	8-729-026-53	TRANSISTOR	2SA1576A-T106-QR
IC7651	8-759-564-82	IC BA09ST-V5		Q4308	8-729-422-29	TRANSISTOR	2SD601A-S
< SOCKET >				Q4309	8-729-422-29	TRANSISTOR	2SD601A-S
J4601	1-819-354-11	PHONO JACK 5P		Q4312	8-729-907-00	TRANSISTOR	DTC114EU
J4602	1-819-327-11	PHONO JACK 2P					

REF.NO.	PART.NO	DESCRIPTION	REMARK	REF.NO.	PART.NO	DESCRIPTION	REMARK
Q4402	8-729-424-08	TRANSISTOR UN2111		R4017	1-216-841-11	METAL CHIP	47K 5% 1/10W
Q4403	8-729-421-22	TRANSISTOR UN2211		R4018	1-216-841-11	METAL CHIP	47K 5% 1/10W
Q4404	8-729-026-49	TRANSISTOR 2SA1037AK-T146-R		R4019	1-218-857-11	METAL CHIP	2.7K 0.5% 1/10W
Q4802	8-729-120-28	TRANSISTOR 2SC1623-L5L6		R4020	1-216-821-11	METAL CHIP	1K 5% 1/10W
Q4803	8-729-120-28	TRANSISTOR 2SC1623-L5L6		R4021	1-216-829-11	METAL CHIP	4.7K 5% 1/10W
Q4901	6-550-585-01	TRANSISTOR 2PC4081R-115		R4022	1-218-857-11	METAL CHIP	2.7K 0.5% 1/10W
Q4902	6-550-586-01	TRANSISTOR 2PA1576R-115		R4023	1-218-835-11	METAL CHIP	330 0.5% 1/10W
Q5201	8-729-120-28	TRANSISTOR 2SC1623-L5L6		R4024	1-218-856-11	METAL CHIP	2.4K 0.5% 1/10W
Q5202	8-729-120-28	TRANSISTOR 2SC1623-L5L6		R4025	1-216-864-11	SHORT CHIP	0
Q5203	8-729-120-28	TRANSISTOR 2SC1623-L5L6		R4026	1-218-835-11	METAL CHIP	330 0.5% 1/10W
Q5205	8-729-120-28	TRANSISTOR 2SC1623-L5L6		R4027	1-218-881-11	METAL CHIP	27K 0.5% 1/10W
Q5206	8-729-120-28	TRANSISTOR 2SC1623-L5L6		R4028	1-218-883-11	METAL CHIP	33K 0.5% 1/10W
Q5208	8-729-120-28	TRANSISTOR 2SC1623-L5L6		R4029	1-216-821-11	METAL CHIP	1K 5% 1/10W
Q7504	8-729-120-28	TRANSISTOR 2SC1623-L5L6		R4030	1-216-864-11	SHORT CHIP	0
Q7505	8-729-120-28	TRANSISTOR 2SC1623-L5L6		R4031	1-218-887-11	METAL CHIP	47K 0.5% 1/10W
Q7506	8-729-120-28	TRANSISTOR 2SC1623-L5L6		R4032	1-218-887-11	METAL CHIP	47K 0.5% 1/10W
Q7507	8-729-122-63	TRANSISTOR 2SA1226-E4		R4033	1-216-841-11	METAL CHIP	47K 5% 1/10W
Q7602	8-729-026-53	TRANSISTOR 2SA1576A-T106-QR		R4034	1-216-295-91	SHORT CHIP	0
Q7604	8-729-422-29	TRANSISTOR 2SD601A-S		R4035	1-216-295-91	SHORT CHIP	0
Q7605	8-729-422-29	TRANSISTOR 2SD601A-S		R4036	1-218-860-11	METAL CHIP	3.6K 0.5% 1/10W
Q7606	8-729-026-53	TRANSISTOR 2SA1576A-T106-QR		R4037	1-218-847-11	METAL CHIP	1K 0.5% 1/10W
Q7610	8-729-010-05	TRANSISTOR MSB709-RT1		R4039	1-216-799-11	METAL CHIP	15 5% 1/10W
Q7624	8-729-422-29	TRANSISTOR 2SD601A-S		R4040	1-216-799-11	METAL CHIP	15 5% 1/10W
Q7625	8-729-422-29	TRANSISTOR 2SD601A-S		R4041	1-216-295-91	SHORT CHIP	0
Q7650	8-729-010-29	TRANSISTOR MSD601-RST1		R4042	1-216-295-91	SHORT CHIP	0
Q7651	8-729-010-05	TRANSISTOR MSB709-RT1		R4044	1-216-295-91	SHORT CHIP	0
Q7652	8-729-010-05	TRANSISTOR MSB709-RT1		R4046	1-216-847-11	METAL CHIP	150K 5% 1/10W
Q7653	8-729-010-05	TRANSISTOR MSB709-RT1		R4047	1-216-839-11	METAL CHIP	33K 5% 1/10W
Q7657	8-729-122-63	TRANSISTOR 2SA1226-E4		R4101	1-216-864-11	SHORT CHIP	0
Q7658	8-729-122-63	TRANSISTOR 2SA1226-E4		R4102	1-216-864-11	SHORT CHIP	0
Q7659	8-729-122-63	TRANSISTOR 2SA1226-E4		R4103	1-216-864-11	SHORT CHIP	0
Q7660	8-729-117-73	TRANSISTOR 2SC4178-F14		R4104	1-216-864-11	SHORT CHIP	0
Q7661	8-729-117-73	TRANSISTOR 2SC4178-F14		R4105	1-216-864-11	SHORT CHIP	0
Q7662	8-729-117-73	TRANSISTOR 2SC4178-F14		R4106	1-216-864-11	SHORT CHIP	0
Q7663	8-729-422-29	TRANSISTOR 2SD601A-S		R4107	1-216-864-11	SHORT CHIP	0
Q7664	8-729-421-19	TRANSISTOR UN2213		R4108	1-216-864-11	SHORT CHIP	0
< RESISTOR >				R4109	1-216-864-11	SHORT CHIP	0
R4005	1-216-295-91	SHORT CHIP	0	R4110	1-216-864-11	SHORT CHIP	0
R4006	1-216-295-91	SHORT CHIP	0	R4111	1-216-864-11	SHORT CHIP	0
R4007	1-216-864-11	SHORT CHIP	0	R4112	1-216-864-11	SHORT CHIP	0
R4008	1-216-864-11	SHORT CHIP	0	R4113	1-216-864-11	SHORT CHIP	0
R4010	1-218-871-11	METAL CHIP	10K 0.5% 1/10W	R4114	1-216-864-11	SHORT CHIP	0
R4011	1-218-859-11	METAL CHIP	3.3K 0.5% 1/10W	R4115	1-216-864-11	SHORT CHIP	0
R4012	1-218-871-11	METAL CHIP	10K 0.5% 1/10W	R4116	1-216-864-11	SHORT CHIP	0
R4013	1-218-859-11	METAL CHIP	3.3K 0.5% 1/10W	R4117	1-216-864-11	SHORT CHIP	0
R4014	1-218-871-11	METAL CHIP	10K 0.5% 1/10W	R4118	1-216-864-11	SHORT CHIP	0
R4015	1-218-867-11	METAL CHIP	6.8K 0.5% 1/10W	R4119	1-216-864-11	SHORT CHIP	0
R4016	1-216-295-91	SHORT CHIP	0	R4120	1-216-864-11	SHORT CHIP	0
				R4121	1-216-864-11	SHORT CHIP	0
				R4122	1-216-864-11	SHORT CHIP	0

REF.NO.	PART.NO	DESCRIPTION	REMARK			REF.NO.	PART.NO	DESCRIPTION	REMARK		
R4124	1-216-809-11	METAL CHIP	100	5%	1/10W	R4323	1-216-853-11	METAL CHIP	470K	5%	1/10W
R4125	1-216-815-11	METAL CHIP	330	5%	1/10W	R4324	1-216-825-11	METAL CHIP	2.2K	5%	1/10W
R4128	1-216-805-11	METAL CHIP	47	5%	1/10W	R4325	1-216-825-11	METAL CHIP	2.2K	5%	1/10W
R4129	1-216-809-11	METAL CHIP	100	5%	1/10W	R4326	1-216-829-11	METAL CHIP	4.7K	5%	1/10W
R4133	1-216-829-11	METAL CHIP	4.7K	5%	1/10W	R4327	1-216-841-11	METAL CHIP	47K	5%	1/10W
R4135	1-216-864-11	SHORT CHIP	0			R4328	1-216-833-11	METAL CHIP	10K	5%	1/10W
R4136	1-216-864-11	SHORT CHIP	0			R4329	1-216-841-11	METAL CHIP	47K	5%	1/10W
R4138	1-216-829-11	METAL CHIP	4.7K	5%	1/10W	R4330	1-216-825-11	METAL CHIP	2.2K	5%	1/10W
R4143	1-216-838-11	METAL CHIP	27K	5%	1/10W	R4331	1-216-825-11	METAL CHIP	2.2K	5%	1/10W
R4146	1-216-829-11	METAL CHIP	4.7K	5%	1/10W	R4332	1-216-833-11	METAL CHIP	10K	5%	1/10W
R4148	1-216-829-11	METAL CHIP	4.7K	5%	1/10W	R4333	1-216-833-11	METAL CHIP	10K	5%	1/10W
R4149	1-216-838-11	METAL CHIP	27K	5%	1/10W	R4334	1-216-822-11	METAL CHIP	1.2K	5%	1/10W
R4155	1-216-841-11	METAL CHIP	47K	5%	1/10W	R4335	1-216-823-11	METAL CHIP	1.5K	5%	1/10W
R4163	1-216-809-11	METAL CHIP	100	5%	1/10W	R4336	1-216-823-11	METAL CHIP	1.5K	5%	1/10W
R4165	1-216-809-11	METAL CHIP	100	5%	1/10W	R4337	1-216-822-11	METAL CHIP	1.2K	5%	1/10W
R4166	1-216-805-11	METAL CHIP	47	5%	1/10W	R4338	1-216-823-11	METAL CHIP	1.5K	5%	1/10W
R4167	1-216-805-11	METAL CHIP	47	5%	1/10W	R4339	1-216-823-11	METAL CHIP	1.5K	5%	1/10W
R4168	1-216-807-11	METAL CHIP	68	5%	1/10W	R4340	1-216-822-11	METAL CHIP	1.2K	5%	1/10W
R4169	1-216-807-11	METAL CHIP	68	5%	1/10W	R4341	1-216-823-11	METAL CHIP	1.5K	5%	1/10W
R4172	1-216-864-11	SHORT CHIP	0			R4342	1-216-823-11	METAL CHIP	1.5K	5%	1/10W
R4174	1-216-864-11	SHORT CHIP	0			R4343	1-216-822-11	METAL CHIP	1.2K	5%	1/10W
R4175	1-216-864-11	SHORT CHIP	0			R4344	1-216-823-11	METAL CHIP	1.5K	5%	1/10W
R4176	1-216-825-11	METAL CHIP	2.2K	5%	1/10W	R4345	1-216-823-11	METAL CHIP	1.5K	5%	1/10W
R4178	1-216-821-11	METAL CHIP	1K	5%	1/10W	R4346	1-216-833-11	METAL CHIP	10K	5%	1/10W
R4180	1-216-864-11	SHORT CHIP	0			R4348	1-216-837-11	METAL CHIP	22K	5%	1/10W
R4181	1-216-864-11	SHORT CHIP	0			R4349	1-216-817-11	METAL CHIP	470	5%	1/10W
R4183	1-216-809-11	METAL CHIP	100	5%	1/10W	R4352	1-216-827-11	METAL CHIP	3.3K	5%	1/10W
R4200	1-216-864-11	SHORT CHIP	0			R4354	1-216-841-11	METAL CHIP	47K	5%	1/10W
R4201	1-216-864-11	SHORT CHIP	0			R4364	1-216-809-11	METAL CHIP	100	5%	1/10W
R4202	1-216-864-11	SHORT CHIP	0			R4401	1-216-864-11	SHORT CHIP	0		
R4301	1-218-867-11	METAL CHIP	6.8K	0.5%	1/10W	R4402	1-216-864-11	SHORT CHIP	0		
R4302	1-218-867-11	METAL CHIP	6.8K	0.5%	1/10W	R4405	1-216-296-11	SHORT CHIP	0		
R4303	1-218-867-11	METAL CHIP	6.8K	0.5%	1/10W	R4409	1-216-825-11	METAL CHIP	2.2K	5%	1/10W
R4304	1-218-873-11	METAL CHIP	12K	0.5%	1/10W	R4412	1-216-829-11	METAL CHIP	4.7K	5%	1/10W
R4305	1-216-821-11	METAL CHIP	1K	5%	1/10W	R4414	1-216-825-11	METAL CHIP	2.2K	5%	1/10W
R4306	1-216-833-11	METAL CHIP	10K	5%	1/10W	R4417	1-216-829-11	METAL CHIP	4.7K	5%	1/10W
R4307	1-216-833-11	METAL CHIP	10K	5%	1/10W	R4418	1-216-821-11	METAL CHIP	1K	5%	1/10W
R4308	1-216-841-11	METAL CHIP	47K	5%	1/10W	R4419	1-216-809-11	METAL CHIP	100	5%	1/10W
R4309	1-216-841-11	METAL CHIP	47K	5%	1/10W	R4424	1-216-864-11	SHORT CHIP	0		
R4312	1-216-821-11	METAL CHIP	1K	5%	1/10W	R4426	1-216-809-11	METAL CHIP	100	5%	1/10W
R4313	1-218-747-11	METAL CHIP	200K	0.5%	1/10W	R4427	1-216-809-11	METAL CHIP	100	5%	1/10W
R4314	1-216-833-11	METAL CHIP	10K	5%	1/10W	R4428	1-216-864-11	SHORT CHIP	0		
R4315	1-216-833-11	METAL CHIP	10K	5%	1/10W	R4430	1-216-809-11	METAL CHIP	100	5%	1/10W
R4316	1-216-833-11	METAL CHIP	10K	5%	1/10W	R4431	1-216-809-11	METAL CHIP	100	5%	1/10W
R4317	1-216-833-11	METAL CHIP	10K	5%	1/10W	R4433	1-216-809-11	METAL CHIP	100	5%	1/10W
R4318	1-216-829-11	METAL CHIP	4.7K	5%	1/10W	R4434	1-216-809-11	METAL CHIP	100	5%	1/10W
R4319	1-216-829-11	METAL CHIP	4.7K	5%	1/10W	R4437	1-216-864-11	SHORT CHIP	0		
R4320	1-216-833-11	METAL CHIP	10K	5%	1/10W	R4438	1-216-829-11	METAL CHIP	4.7K	5%	1/10W
R4321	1-216-829-11	METAL CHIP	4.7K	5%	1/10W	R4439	1-216-817-11	METAL CHIP	470	5%	1/10W
R4322	1-216-853-11	METAL CHIP	470K	5%	1/10W	R4440	1-216-809-11	METAL CHIP	100	5%	1/10W

REF.NO.	PART.NO	DESCRIPTION	REMARK			REF.NO.	PART.NO	DESCRIPTION	REMARK		
R4441	1-216-809-11	METAL CHIP	100	5%	1/10W	R4635	1-216-825-11	METAL CHIP	2.2K	5%	1/10W
R4444	1-216-809-11	METAL CHIP	100	5%	1/10W	R4636	1-216-825-11	METAL CHIP	2.2K	5%	1/10W
R4449	1-218-725-11	METAL CHIP	24K	0.5%	1/10W	R4637	1-216-809-11	METAL CHIP	100	5%	1/10W
R4462	1-216-809-11	METAL CHIP	100	5%	1/10W	R4642	1-216-809-11	METAL CHIP	100	5%	1/10W
R4467	1-216-803-11	METAL CHIP	33	5%	1/10W	R4643	1-216-809-11	METAL CHIP	100	5%	1/10W
R4468	1-216-833-11	METAL CHIP	10K	5%	1/10W	R4644	1-216-809-11	METAL CHIP	100	5%	1/10W
R4469	1-216-803-11	METAL CHIP	33	5%	1/10W	R4645	1-216-825-11	METAL CHIP	2.2K	5%	1/10W
R4470	1-216-803-11	METAL CHIP	33	5%	1/10W	R4646	1-216-825-11	METAL CHIP	2.2K	5%	1/10W
R4472	1-216-810-11	METAL CHIP	120	5%	1/10W	R4658	1-216-815-11	METAL CHIP	330	5%	1/10W
R4474	1-216-833-11	METAL CHIP	10K	5%	1/10W	R4659	1-216-815-11	METAL CHIP	330	5%	1/10W
R4475	1-216-841-11	METAL CHIP	47K	5%	1/10W	R4660	1-216-815-11	METAL CHIP	330	5%	1/10W
R4476	1-216-810-11	METAL CHIP	120	5%	1/10W	R4661	1-216-815-11	METAL CHIP	330	5%	1/10W
R4477	1-216-833-11	METAL CHIP	10K	5%	1/10W	R4662	1-218-285-11	METAL CHIP	75	5%	1/10W
R4482	1-216-809-11	METAL CHIP	100	5%	1/10W	R4663	1-216-809-11	METAL CHIP	100	5%	1/10W
R4483	1-216-809-11	METAL CHIP	100	5%	1/10W	R4664	1-216-837-11	METAL CHIP	22K	5%	1/10W
R4484	1-216-809-11	METAL CHIP	100	5%	1/10W	R4665	1-216-841-11	METAL CHIP	47K	5%	1/10W
R4485	1-216-864-11	SHORT CHIP	0			R4666	1-216-853-11	METAL CHIP	470K	5%	1/10W
R4487	1-216-810-11	METAL CHIP	120	5%	1/10W	R4667	1-216-841-11	METAL CHIP	47K	5%	1/10W
R4488	1-216-833-11	METAL CHIP	10K	5%	1/10W	R4668	1-216-853-11	METAL CHIP	470K	5%	1/10W
R4489	1-216-833-11	METAL CHIP	10K	5%	1/10W	R4669	1-216-809-11	METAL CHIP	100	5%	1/10W
R4490	1-216-833-11	METAL CHIP	10K	5%	1/10W	R4670	1-216-809-11	METAL CHIP	100	5%	1/10W
R4491	1-216-833-11	METAL CHIP	10K	5%	1/10W	R4671	1-216-809-11	METAL CHIP	100	5%	1/10W
R4492	1-216-833-11	METAL CHIP	10K	5%	1/10W	R4672	1-216-809-11	METAL CHIP	100	5%	1/10W
R4493	1-216-833-11	METAL CHIP	10K	5%	1/10W	R4673	1-216-834-11	METAL CHIP	12K	5%	1/10W
R4494	1-216-829-11	METAL CHIP	4.7K	5%	1/10W	R4674	1-216-809-11	METAL CHIP	100	5%	1/10W
R4497	1-216-809-11	METAL CHIP	100	5%	1/10W	R4675	1-216-825-11	METAL CHIP	2.2K	5%	1/10W
R4503	1-216-809-11	METAL CHIP	100	5%	1/10W	R4676	1-216-825-11	METAL CHIP	2.2K	5%	1/10W
R4504	1-216-809-11	METAL CHIP	100	5%	1/10W	R4677	1-216-809-11	METAL CHIP	100	5%	1/10W
R4507	1-216-809-11	METAL CHIP	100	5%	1/10W	R4678	1-216-809-11	METAL CHIP	100	5%	1/10W
R4608	1-216-814-11	METAL CHIP	270	5%	1/10W	R4680	1-216-815-11	METAL CHIP	330	5%	1/10W
R4609	1-216-815-11	METAL CHIP	330	5%	1/10W	R4681	1-216-815-11	METAL CHIP	330	5%	1/10W
R4610	1-216-814-11	METAL CHIP	270	5%	1/10W	R4816	1-216-821-11	METAL CHIP	1K	5%	1/10W
R4611	1-216-815-11	METAL CHIP	330	5%	1/10W	R4817	1-216-821-11	METAL CHIP	1K	5%	1/10W
R4612	1-218-285-11	METAL CHIP	75	5%	1/10W	R4821	1-216-823-11	METAL CHIP	1.5K	5%	1/10W
R4613	1-216-809-11	METAL CHIP	100	5%	1/10W	R4822	1-216-823-11	METAL CHIP	1.5K	5%	1/10W
R4614	1-216-837-11	METAL CHIP	22K	5%	1/10W	R4845	1-216-809-11	METAL CHIP	100	5%	1/10W
R4615	1-216-815-11	METAL CHIP	330	5%	1/10W	R4846	1-216-809-11	METAL CHIP	100	5%	1/10W
R4616	1-216-815-11	METAL CHIP	330	5%	1/10W	R4847	1-216-809-11	METAL CHIP	100	5%	1/10W
R4617	1-216-841-11	METAL CHIP	47K	5%	1/10W	R4848	1-218-285-11	METAL CHIP	75	5%	1/10W
R4618	1-216-853-11	METAL CHIP	470K	5%	1/10W	R4849	1-218-285-11	METAL CHIP	75	5%	1/10W
R4619	1-216-841-11	METAL CHIP	47K	5%	1/10W	R4850	1-216-809-11	METAL CHIP	100	5%	1/10W
R4620	1-216-853-11	METAL CHIP	470K	5%	1/10W	R4851	1-218-285-11	METAL CHIP	75	5%	1/10W
R4621	1-216-809-11	METAL CHIP	100	5%	1/10W	R4852	1-216-809-11	METAL CHIP	100	5%	1/10W
R4622	1-216-809-11	METAL CHIP	100	5%	1/10W	R4853	1-218-285-11	METAL CHIP	75	5%	1/10W
R4623	1-216-809-11	METAL CHIP	100	5%	1/10W	R4854	1-216-295-91	SHORT CHIP	0		
R4624	1-216-809-11	METAL CHIP	100	5%	1/10W	R4855	1-216-809-11	METAL CHIP	100	5%	1/10W
R4628	1-216-834-11	METAL CHIP	12K	5%	1/10W	R4856	1-216-809-11	METAL CHIP	100	5%	1/10W
R4629	1-216-809-11	METAL CHIP	100	5%	1/10W	R4857	1-216-809-11	METAL CHIP	100	5%	1/10W
R4630	1-216-853-11	METAL CHIP	470K	5%	1/10W	R4858	1-216-809-11	METAL CHIP	100	5%	1/10W
R4631	1-216-853-11	METAL CHIP	470K	5%	1/10W	R4859	1-216-809-11	METAL CHIP	100	5%	1/10W

REF.NO.	PART.NO	DESCRIPTION	REMARK			REF.NO.	PART.NO	DESCRIPTION	REMARK		
R4860	1-216-809-11	METAL CHIP	100	5%	1/10W	R5237	1-216-825-11	METAL CHIP	2.2K	5%	1/10W
R4861	1-216-817-11	METAL CHIP	470	5%	1/10W	R5238	1-216-864-11	SHORT CHIP	0		
R4862	1-218-285-11	METAL CHIP	75	5%	1/10W	R5239	1-216-864-11	SHORT CHIP	0		
R4863	1-216-805-11	METAL CHIP	47	5%	1/10W	R5245	1-216-295-91	SHORT CHIP	0		
R4864	1-216-805-11	METAL CHIP	47	5%	1/10W	R7501	1-216-864-11	SHORT CHIP	0		
R4865	1-216-809-11	METAL CHIP	100	5%	1/10W	R7502	1-216-864-11	SHORT CHIP	0		
R4866	1-216-809-11	METAL CHIP	100	5%	1/10W	R7504	1-218-827-11	METAL CHIP	150	0.5%	1/10W
R4868	1-216-809-11	METAL CHIP	100	5%	1/10W	R7505	1-218-827-11	METAL CHIP	150	0.5%	1/10W
R4869	1-216-817-11	METAL CHIP	470	5%	1/10W	R7506	1-218-827-11	METAL CHIP	150	0.5%	1/10W
R4870	1-218-285-11	METAL CHIP	75	5%	1/10W	R7507	1-218-827-11	METAL CHIP	150	0.5%	1/10W
R4871	1-216-817-11	METAL CHIP	470	5%	1/10W	R7508	1-218-827-11	METAL CHIP	150	0.5%	1/10W
R4872	1-216-817-11	METAL CHIP	470	5%	1/10W	R7509	1-218-827-11	METAL CHIP	150	0.5%	1/10W
R4874	1-218-871-11	METAL CHIP	10K	0.5%	1/10W	R7510	1-218-827-11	METAL CHIP	150	0.5%	1/10W
R4876	1-216-864-11	SHORT CHIP	0			R7511	1-218-827-11	METAL CHIP	150	0.5%	1/10W
R4877	1-216-797-11	METAL CHIP	10	5%	1/10W	R7512	1-218-827-11	METAL CHIP	150	0.5%	1/10W
R4887	1-216-864-11	SHORT CHIP	0			R7513	1-218-827-11	METAL CHIP	150	0.5%	1/10W
R4888	1-216-864-11	SHORT CHIP	0			R7514	1-218-827-11	METAL CHIP	150	0.5%	1/10W
R4891	1-216-819-11	METAL CHIP	680	5%	1/10W	R7515	1-218-827-11	METAL CHIP	150	0.5%	1/10W
R4892	1-216-827-11	METAL CHIP	3.3K	5%	1/10W	R7516	1-218-827-11	METAL CHIP	150	0.5%	1/10W
R4897	1-216-833-11	METAL CHIP	10K	5%	1/10W	R7517	1-218-827-11	METAL CHIP	150	0.5%	1/10W
R4898	1-216-833-11	METAL CHIP	10K	5%	1/10W	R7518	1-218-827-11	METAL CHIP	150	0.5%	1/10W
R4901	1-216-821-11	METAL CHIP	1K	5%	1/10W	R7519	1-218-827-11	METAL CHIP	150	0.5%	1/10W
R4904	1-208-750-11	METAL CHIP	47	0.5%	1/10W	R7520	1-218-827-11	METAL CHIP	150	0.5%	1/10W
R4905	1-216-295-91	SHORT CHIP	0			R7521	1-218-827-11	METAL CHIP	150	0.5%	1/10W
R4907	1-216-825-11	METAL CHIP	2.2K	5%	1/10W	R7522	1-218-827-11	METAL CHIP	150	0.5%	1/10W
R5118	1-216-864-11	SHORT CHIP	0			R7523	1-218-827-11	METAL CHIP	150	0.5%	1/10W
R5119	1-216-864-11	SHORT CHIP	0			R7534	1-218-827-11	METAL CHIP	150	0.5%	1/10W
R5120	1-216-845-11	METAL CHIP	100K	5%	1/10W	R7535	1-218-827-11	METAL CHIP	150	0.5%	1/10W
R5204	1-216-819-11	METAL CHIP	680	5%	1/10W	R7536	1-218-827-11	METAL CHIP	150	0.5%	1/10W
R5205	1-216-819-11	METAL CHIP	680	5%	1/10W	R7537	1-218-827-11	METAL CHIP	150	0.5%	1/10W
R5206	1-216-809-11	METAL CHIP	100	5%	1/10W	R7538	1-218-827-11	METAL CHIP	150	0.5%	1/10W
R5207	1-216-809-11	METAL CHIP	100	5%	1/10W	R7539	1-218-827-11	METAL CHIP	150	0.5%	1/10W
R5209	1-216-819-11	METAL CHIP	680	5%	1/10W	R7565	1-216-809-11	METAL CHIP	100	5%	1/10W
R5210	1-216-819-11	METAL CHIP	680	5%	1/10W	R7566	1-216-821-11	METAL CHIP	1K	5%	1/10W
R5211	1-216-295-91	SHORT CHIP	0			R7567	1-216-815-11	METAL CHIP	330	5%	1/10W
R5212	1-216-821-11	METAL CHIP	1K	5%	1/10W	R7568	1-216-821-11	METAL CHIP	1K	5%	1/10W
R5213	1-216-809-11	METAL CHIP	100	5%	1/10W	R7569	1-216-821-11	METAL CHIP	1K	5%	1/10W
R5214	1-216-295-91	SHORT CHIP	0			R7570	1-216-864-11	SHORT CHIP	0		
R5216	1-216-809-11	METAL CHIP	100	5%	1/10W	R7572	1-216-821-11	METAL CHIP	1K	5%	1/10W
R5217	1-216-821-11	METAL CHIP	1K	5%	1/10W	R7573	1-218-285-11	METAL CHIP	75	5%	1/10W
R5218	1-216-825-11	METAL CHIP	2.2K	5%	1/10W	R7574	1-218-285-11	METAL CHIP	75	5%	1/10W
R5219	1-216-825-11	METAL CHIP	2.2K	5%	1/10W	R7575	1-218-285-11	METAL CHIP	75	5%	1/10W
R5221	1-216-809-11	METAL CHIP	100	5%	1/10W	R7600	1-216-296-11	SHORT CHIP	0		
R5225	1-216-809-11	METAL CHIP	100	5%	1/10W	R7606	1-216-864-11	SHORT CHIP	0		
R5226	1-216-809-11	METAL CHIP	100	5%	1/10W	R7607	1-216-864-11	SHORT CHIP	0		
R5230	1-216-821-11	METAL CHIP	1K	5%	1/10W	R7613	1-216-821-11	METAL CHIP	1K	5%	1/10W
R5233	1-216-821-11	METAL CHIP	1K	5%	1/10W	R7614	1-216-821-11	METAL CHIP	1K	5%	1/10W
R5234	1-216-821-11	METAL CHIP	1K	5%	1/10W	R7615	1-216-809-11	METAL CHIP	100	5%	1/10W
R5235	1-216-825-11	METAL CHIP	2.2K	5%	1/10W	R7616	1-216-821-11	METAL CHIP	1K	5%	1/10W
R5236	1-216-809-11	METAL CHIP	100	5%	1/10W	R7617	1-216-821-11	METAL CHIP	1K	5%	1/10W

REF.NO.	PART.NO	DESCRIPTION	REMARK			REF.NO.	PART.NO	DESCRIPTION	REMARK		
R7618	1-216-821-11	METAL CHIP	1K	5%	1/10W	R7692	1-216-809-11	METAL CHIP	100	5%	1/10W
R7619	1-216-821-11	METAL CHIP	1K	5%	1/10W	R7699	1-216-817-11	METAL CHIP	470	5%	1/10W
R7621	1-216-295-91	SHORT CHIP	0			R7700	1-218-839-11	METAL CHIP	470	0.5%	1/10W
R7622	1-216-864-11	SHORT CHIP	0			R7701	1-216-817-11	METAL CHIP	470	5%	1/10W
R7623	1-216-809-11	METAL CHIP	100	5%	1/10W	R7702	1-218-839-11	METAL CHIP	470	0.5%	1/10W
R7625	1-216-821-11	METAL CHIP	1K	5%	1/10W	R7703	1-216-817-11	METAL CHIP	470	5%	1/10W
R7626	1-216-825-11	METAL CHIP	2.2K	5%	1/10W	R7704	1-218-839-11	METAL CHIP	470	0.5%	1/10W
R7627	1-216-825-11	METAL CHIP	2.2K	5%	1/10W	R7705	1-216-797-11	METAL CHIP	10	5%	1/10W
R7628	1-216-825-11	METAL CHIP	2.2K	5%	1/10W	R7706	1-216-797-11	METAL CHIP	10	5%	1/10W
R7629	1-216-825-11	METAL CHIP	2.2K	5%	1/10W	R7707	1-216-797-11	METAL CHIP	10	5%	1/10W
R7630	1-216-825-11	METAL CHIP	2.2K	5%	1/10W	R7708	1-218-827-11	METAL CHIP	150	0.5%	1/10W
R7631	1-216-825-11	METAL CHIP	2.2K	5%	1/10W	R7709	1-218-827-11	METAL CHIP	150	0.5%	1/10W
R7650	1-216-836-11	METAL CHIP	18K	5%	1/10W	R7710	1-218-827-11	METAL CHIP	150	0.5%	1/10W
R7651	1-216-833-11	METAL CHIP	10K	5%	1/10W	R7711	1-216-864-11	SHORT CHIP	0		
R7652	1-216-833-11	METAL CHIP	10K	5%	1/10W	R7712	1-216-864-11	SHORT CHIP	0		
R7653	1-216-864-11	SHORT CHIP	0			R7713	1-216-864-11	SHORT CHIP	0		
R7654	1-216-853-11	METAL CHIP	470K	5%	1/10W	R7714	1-216-805-11	METAL CHIP	47	5%	1/10W
R7655	1-218-898-11	METAL CHIP	130K	0.5%	1/10W	R7715	1-216-805-11	METAL CHIP	47	5%	1/10W
R7656	1-216-864-11	SHORT CHIP	0			R7716	1-216-805-11	METAL CHIP	47	5%	1/10W
R7657	1-216-809-11	METAL CHIP	100	5%	1/10W	R7717	1-218-871-11	METAL CHIP	10K	0.5%	1/10W
R7658	1-216-809-11	METAL CHIP	100	5%	1/10W	R7718	1-218-859-11	METAL CHIP	3.3K	0.5%	1/10W
R7659	1-216-864-11	SHORT CHIP	0			R7725	1-216-815-11	METAL CHIP	330	5%	1/10W
R7660	1-216-850-11	METAL CHIP	270K	5%	1/10W	R7726	1-216-815-11	METAL CHIP	330	5%	1/10W
R7661	1-216-853-11	METAL CHIP	470K	5%	1/10W	< RESISTOR CHIP >					
R7662	1-249-416-11	CARBON	820	5%	1/4W	RB7600	1-239-711-91	NETWORK RESISTOR (CHIP)	0		
R7663	1-216-864-11	SHORT CHIP	0			RB7601	1-239-711-91	NETWORK RESISTOR (CHIP)	0		
R7664	1-216-864-11	SHORT CHIP	0			RB7602	1-239-711-91	NETWORK RESISTOR (CHIP)	0		
R7665	1-216-853-11	METAL CHIP	470K	5%	1/10W	RB7603	1-239-711-91	NETWORK RESISTOR (CHIP)	0		
R7667	1-216-829-11	METAL CHIP	4.7K	5%	1/10W	RB7604	1-239-711-91	NETWORK RESISTOR (CHIP)	0		
R7668	1-216-821-11	METAL CHIP	1K	5%	1/10W	RB7605	1-239-711-91	NETWORK RESISTOR (CHIP)	0		
R7669	1-216-809-11	METAL CHIP	100	5%	1/10W	RB7606	1-239-711-91	NETWORK RESISTOR (CHIP)	0		
R7670	1-216-821-11	METAL CHIP	1K	5%	1/10W	RB7607	1-239-711-91	NETWORK RESISTOR (CHIP)	0		
R7671	1-216-809-11	METAL CHIP	100	5%	1/10W	RB7608	1-239-711-91	NETWORK RESISTOR (CHIP)	0		
R7672	1-216-812-11	METAL CHIP	180	5%	1/10W	RB7609	1-239-711-91	NETWORK RESISTOR (CHIP)	0		
R7673	1-216-809-11	METAL CHIP	100	5%	1/10W	< TUNER >					
R7675	1-216-864-11	SHORT CHIP	0			TU7650	8-597-993-00	TUNER, FSS BTF-EF412Z			
R7676	1-216-864-11	SHORT CHIP	0			< VARISTOR >					
R7677	1-216-864-11	SHORT CHIP	0			VD4601	1-803-974-21	VARISTOR, CHIP		(1608)	
R7678	1-216-864-11	SHORT CHIP	0			VD4602	1-803-974-21	VARISTOR, CHIP		(1608)	
R7679	1-216-864-11	SHORT CHIP	0			VD4603	1-803-974-21	VARISTOR, CHIP		(1608)	
R7680	1-216-864-11	SHORT CHIP	0			< CRYSTAL >					
R7681	1-216-864-11	SHORT CHIP	0			X4101	1-795-612-11	VIBRATOR, CRYSTAL			
R7682	1-216-864-11	SHORT CHIP	0			X4401	1-767-654-21	VIBRATOR, CRYSTAL			
R7683	1-216-864-11	SHORT CHIP	0			X4801	1-813-124-21	VIBRATOR, CERAMIC			
R7684	1-216-864-11	SHORT CHIP	0			X4802	1-813-604-21	VIBRATOR, CERAMIC			
R7685	1-216-864-11	SHORT CHIP	0								
R7686	1-216-864-11	SHORT CHIP	0								
R7687	1-216-864-11	SHORT CHIP	0								
R7688	1-216-864-11	SHORT CHIP	0								
R7691	1-216-809-11	METAL CHIP	100	5%	1/10W						

REF.NO.	PART.NO	DESCRIPTION	REMARK	REF.NO.	PART.NO	DESCRIPTION	REMARK
A1 Board Variant parts KLV-V26A10E				< RESISTOR >			
		< CAPACITOR >		R5113	1-216-864-11	SHORT CHIP 0	
C5222	NOT FITTED			R5114	1-216-864-11	SHORT CHIP 0	
C7619	NOT FITTED			R5115	1-216-864-11	SHORT CHIP 0	
		< CONNECTOR >		R5117	1-216-864-11	SHORT CHIP 0	
CN5105	NOT FITTED			R5122	1-216-864-11	SHORT CHIP 0	
CN5106	NOT FITTED			R5123	1-216-864-11	SHORT CHIP 0	
		< COIL >		R5124	1-216-864-11	SHORT CHIP 0	
L5205	NOT FITTED			R5232	1-216-864-11	SHORT CHIP 0	
		< TRANSISTOR >		R7608	NOT FITTED		
Q5204	NOT FITTED			R7609	NOT FITTED		
		< RESISTOR >		R7610	NOT FITTED		
R5113	NOT FITTED			R7611	NOT FITTED		
R5114	NOT FITTED			R7620	NOT FITTED		
R5115	NOT FITTED			*A-1086-132-B NP1 Board, Complete KDL-V26A10E/KDL-V32A10E *A-1110-610-B NP1 Board, Complete KDL-V26A12U/KDL-V32A12U			
R5117	NOT FITTED						
R5122	NOT FITTED			NP1 Board, Common Parts			
		< CAPACITOR >		< CAPACITOR >			
R5123	NOT FITTED			C5701	1-126-204-11	ELECT CHIP 47UF	20.00% 16V
R5124	NOT FITTED			C5702	1-128-401-11	ELECT CHIP 100UF	20% 25V
R5232	NOT FITTED			C5703	1-128-401-11	ELECT CHIP 100UF	20% 25V
R7608	1-216-864-11	SHORT CHIP 0		C5704	1-162-970-11	CERAMIC CHIP 0.01UF	10.00% 25V
R7609	1-216-864-11	SHORT CHIP 0		C5705	1-107-823-11	CERAMIC CHIP 0.47UF	10.00% 16V
R7610	1-216-864-11	SHORT CHIP 0		C5706	1-162-970-11	CERAMIC CHIP 0.01UF	10.00% 25V
R7611	1-216-864-11	SHORT CHIP 0		C5707	1-162-970-11	CERAMIC CHIP 0.01UF	10.00% 25V
R7620	1-216-864-11	SHORT CHIP 0		C5708	1-162-970-11	CERAMIC CHIP 0.01UF	10.00% 25V
				C5709	1-162-970-11	CERAMIC CHIP 0.01UF	10.00% 25V
				C5710	1-162-970-11	CERAMIC CHIP 0.01UF	10.00% 25V
A1 Board Variant parts KDL-V26A12U				C5712	1-100-566-91	CERAMIC CHIP 0.1UF	10.00% 25V
		< CAPACITOR >		C5713	1-100-566-91	CERAMIC CHIP 0.1UF	10.00% 25V
C5222	1-107-826-11	CERAMIC CHIP 0.1UF	10.00% 16V	C5714	1-162-923-11	CERAMIC CHIP 47PF	5.00% 50V
C7619	1-115-565-11	CERAMIC CHIP 2.2UF	10.00% 10V	C5715	1-107-823-11	CERAMIC CHIP 0.47UF	10.00% 16V
		< CONNECTOR >		C5800	1-100-566-91	CERAMIC CHIP 0.1UF	10.00% 25V
CN5105	*1-695-207-21	PIN, AONNECTOR (PC BOARD) 6P		C5802	1-162-970-11	CERAMIC CHIP 0.01UF	10.00% 25V
CN5106	*1-695-890-21	PIN, CONNECTOR (PC BOARD) 12P		C5803	1-100-566-91	CERAMIC CHIP 0.1UF	10.00% 25V
		< COIL >		C5804	1-162-970-11	CERAMIC CHIP 0.01UF	10.00% 25V
L5205	1-412-058-11	INDUCTOR 10UH		C5805	1-100-566-91	CERAMIC CHIP 0.1UF	10.00% 25V
		< TRANSISTOR >		C5808	1-162-974-11	CERAMIC CHIP 0.01UF	50V
Q5204	8-729-120-28	TRANSISTOR 2SC1623-L5L6		C5810	1-162-923-11	CERAMIC CHIP 47PF	5.00% 50V
				C5811	1-162-923-11	CERAMIC CHIP 47PF	5.00% 50V
				C5812	1-100-566-91	CERAMIC CHIP 0.1UF	10.00% 25V
				C5813	1-162-970-11	CERAMIC CHIP 0.01UF	10.00% 25V
				C5816	1-100-566-91	CERAMIC CHIP 0.1UF	10.00% 25V
				C5817	1-162-974-11	CERAMIC CHIP 0.01UF	50V
				C5826	1-162-923-11	CERAMIC CHIP 47PF	5.00% 50V
				C5827	1-162-923-11	CERAMIC CHIP 47PF	5.00% 50V

REF.NO.	PART.NO	DESCRIPTION	REMARK	REF.NO.	PART.NO	DESCRIPTION	REMARK
C5828	1-162-923-11	CERAMIC CHIP 47PF	5.00% 50V	R5653	1-216-864-11	SHORT CHIP	0
C5829	1-162-923-11	CERAMIC CHIP 47PF	5.00% 50V	R5654	1-216-864-11	SHORT CHIP	0
C5830	1-162-923-11	CERAMIC CHIP 47PF	5.00% 50V	R5655	1-216-864-11	SHORT CHIP	0
C5876	1-162-923-11	CERAMIC CHIP 47PF	5.00% 50V	R5656	1-216-816-11	METAL CHIP	390 5% 1/10W
C5877	1-162-923-11	CERAMIC CHIP 47PF	5.00% 50V	R5684	1-216-864-11	SHORT CHIP	0
C5878	1-162-923-11	CERAMIC CHIP 47PF	5.00% 50V	R5687	1-216-838-11	METAL CHIP	27K 5% 1/10W
C5879	1-162-923-11	CERAMIC CHIP 47PF	5.00% 50V	R5688	1-216-864-11	SHORT CHIP	0
C5880	1-162-923-11	CERAMIC CHIP 47PF	5.00% 50V	R5701	1-218-871-11	METAL CHIP	10K 0.5% 1/10W
< CONNECTOR >				R5702	1-216-833-11	METAL CHIP	10K 5% 1/10W
CN5701	1-815-875-21	PIN, CONNECTOR (PC BOARD) (12P)		R5703	1-216-821-11	METAL CHIP	1K 5% 1/10W
CN5801	1-816-587-21	PIN, CONNECTOR (PC BOARD) 15P		R5704	1-218-708-11	METAL CHIP	4.7K 0.5% 1/10W
CN5802	1-785-728-21	PIN (PC BOARD), CONNECTOR 7P		R5705	1-218-698-11	METAL CHIP	1.8K 0.5% 1/10W
CN5803	1-779-992-11	PIN, CONNECTOR (PWB) 8P		R5706	1-218-719-11	METAL CHIP	13K 0.5% 1/10W
CN5804	*1-818-656-21	HEADER ASSEMBLY 30P		R5707	1-216-833-11	METAL CHIP	10K 5% 1/10W
< DIODE >				R5708	1-216-833-11	METAL CHIP	10K 5% 1/10W
D5701	8-719-988-61	DIODE 1SS355TE-17		R5709	1-216-835-11	METAL CHIP	15K 5% 1/10W
D5702	8-719-988-61	DIODE 1SS355TE-17		R5710	1-216-835-11	METAL CHIP	15K 5% 1/10W
D5703	8-719-988-61	DIODE 1SS355TE-17		R5711	1-216-835-11	METAL CHIP	15K 5% 1/10W
D5704	8-719-988-61	DIODE 1SS355TE-17		R5712	1-216-835-11	METAL CHIP	15K 5% 1/10W
D5705	8-719-988-61	DIODE 1SS355TE-17		R5718	1-216-809-11	METAL CHIP	100 5% 1/10W
< FERRITE BEAD >				R5721	1-216-809-11	METAL CHIP	100 5% 1/10W
FB5701	1-469-775-21	FERRITE	0UH	R5724	1-216-809-11	METAL CHIP	100 5% 1/10W
FB5805	1-469-775-21	FERRITE	0UH	R5727	1-216-809-11	METAL CHIP	100 5% 1/10W
FB5812	1-469-775-21	FERRITE	0UH	R5730	1-216-809-11	METAL CHIP	100 5% 1/10W
FB5814	1-469-775-21	FERRITE	0UH	R5731	1-216-864-11	SHORT CHIP	0
FB5815	1-469-775-21	FERRITE	0UH	R5732	1-216-864-11	SHORT CHIP	0
< IC >				R5733	1-216-864-11	SHORT CHIP	0
IC5701	6-706-862-01	IC NJM2387DL2-TE1		R5734	1-216-864-11	SHORT CHIP	0
IC5705	8-759-581-11	IC NJM2125F (TE2)		R5735	1-216-864-11	SHORT CHIP	0
< COIL >				R5736	1-216-864-11	SHORT CHIP	0
L5701	1-419-491-21	INDUCTOR	10UH	R5737	1-216-864-11	SHORT CHIP	0
< TRANSISTOR >				R5738	1-216-864-11	SHORT CHIP	0
Q5604	8-729-029-14	TRANSISTOR DTC144EUA-T106		R5739	1-216-864-11	SHORT CHIP	0
Q5605	8-729-026-53	TRANSISTOR 2SA1576A-T106-QR		R5741	1-216-864-11	SHORT CHIP	0
Q5701	8-729-907-00	TRANSISTOR DTC114EU		R5742	1-216-864-11	SHORT CHIP	0
Q5702	8-729-907-00	TRANSISTOR DTC114EU		R5745	1-216-809-11	METAL CHIP	100 5% 1/10W
< RESISTOR >				R5746	1-216-864-11	SHORT CHIP	0
R5624	1-216-864-11	SHORT CHIP	0	R5753	1-216-864-11	SHORT CHIP	0
R5625	1-216-864-11	SHORT CHIP	0	R5755	1-216-809-11	METAL CHIP	100 5% 1/10W
R5626	1-216-864-11	SHORT CHIP	0	R5757	1-216-809-11	METAL CHIP	100 5% 1/10W
R5646	1-216-833-11	METAL CHIP	10K 5% 1/10W	R5759	1-216-809-11	METAL CHIP	100 5% 1/10W
R5647	1-216-816-11	METAL CHIP	390 5% 1/10W	R5767	1-216-864-11	SHORT CHIP	0
R5652	1-216-864-11	SHORT CHIP	0	R5768	1-216-864-11	SHORT CHIP	0
				R5785	1-216-864-11	SHORT CHIP	0
				R5786	1-216-864-11	SHORT CHIP	0
				R5787	1-216-864-11	SHORT CHIP	0
				R5788	1-216-837-11	METAL CHIP	22K 5% 1/10W

REF.NO.	PART.NO	DESCRIPTION	REMARK	REF.NO.	PART.NO	DESCRIPTION	REMARK
NP1 Board Variant parts KDL-V26A10E/KDL-V32A10E				< DIODE >			
< CAPACITOR >				D5601	NOT FITTED		
C5601	NOT FITTED			D5602	NOT FITTED		
C5602	NOT FITTED			D5631	NOT FITTED		
C5603	NOT FITTED			D5697	NOT FITTED		
C5604	NOT FITTED			D5698	NOT FITTED		
C5605	NOT FITTED			D5699	NOT FITTED		
C5606	NOT FITTED			< FERRITE BEAD >			
C5607	NOT FITTED			FB5808	NOT FITTED		
C5608	NOT FITTED			FB5809	NOT FITTED		
C5609	NOT FITTED			FB5810	NOT FITTED		
C5610	NOT FITTED			FB5811	NOT FITTED		
C5611	NOT FITTED			< IC >			
C5612	NOT FITTED			IC5601	NOT FITTED		
C5613	NOT FITTED			IC5631	NOT FITTED		
C5614	NOT FITTED			< COIL >			
C5615	NOT FITTED			L5601	NOT FITTED		
C5616	NOT FITTED			L5602	NOT FITTED		
C5617	NOT FITTED			L5625	NOT FITTED		
C5618	NOT FITTED			L5631	NOT FITTED		
C5619	NOT FITTED			L5680	NOT FITTED		
C5620	NOT FITTED			< PROTECTOR MODULE >			
C5621	NOT FITTED			PS5601	NOT FITTED		
C5622	NOT FITTED			PS5602	NOT FITTED		
C5625	NOT FITTED			< TRANSISTOR >			
C5626	NOT FITTED			Q5601	NOT FITTED		
C5627	NOT FITTED			Q5602	NOT FITTED		
C5628	NOT FITTED			Q5603	NOT FITTED		
C5631	NOT FITTED			< RESISTOR >			
C5632	NOT FITTED			R5601	NOT FITTED		
C5633	NOT FITTED			R5602	NOT FITTED		
C5634	NOT FITTED			R5603	NOT FITTED		
C5680	NOT FITTED			R5604	NOT FITTED		
C5681	NOT FITTED			R5605	NOT FITTED		
C5682	NOT FITTED			R5606	NOT FITTED		
C5683	NOT FITTED			R5607	NOT FITTED		
C5818	NOT FITTED			R5608	NOT FITTED		
C5819	NOT FITTED			R5609	NOT FITTED		
C5820	NOT FITTED			R5610	NOT FITTED		
C5821	NOT FITTED			R5611	NOT FITTED		
C5822	NOT FITTED			R5612	NOT FITTED		
C5823	NOT FITTED			R5613	NOT FITTED		
C5824	NOT FITTED			R5614	NOT FITTED		
< CONNECTOR >							
CN5805	NOT FITTED						

Note : The components identified by shading and marked Δ are critical for safety. Replace only with the part numbers specified in the parts list.

NP1

REF.NO.	PART.NO	DESCRIPTION	REMARK	REF.NO.	PART.NO	DESCRIPTION	REMARK
R5615	NOT FITTED			C5628	1-128-401-11	ELECT CHIP 100UF	20% 25V
R5616	NOT FITTED			C5631	1-100-421-21	ELECT CHIP 220UF	20% 6.3V
R5617	NOT FITTED			C5632	1-162-969-11	CERAMIC CHIP 0.0068UF	10.00% 25V
R5618	NOT FITTED			C5633	1-125-827-91	CERAMIC CHIP 1UF	10.00% 25V
R5619	NOT FITTED			C5634	1-100-566-91	CERAMIC CHIP 0.1UF	10.00% 25V
R5620	NOT FITTED			C5680	1-128-401-11	ELECT CHIP 100UF	20% 25V
R5621	NOT FITTED			C5681	1-100-566-91	CERAMIC CHIP 0.1UF	10.00% 25V
R5622	NOT FITTED			C5682	1-100-566-91	CERAMIC CHIP 0.1UF	10.00% 25V
R5623	NOT FITTED			C5683	1-128-401-11	ELECT CHIP 100UF	20% 25V
R5631	NOT FITTED			C5818	1-100-566-91	CERAMIC CHIP 0.1UF	10.00% 25V
R5632	NOT FITTED			C5819	1-162-970-11	CERAMIC CHIP 0.01UF	10.00% 25V
R5633	NOT FITTED			C5820	1-100-566-91	CERAMIC CHIP 0.1UF	10.00% 25V
R5634	NOT FITTED			C5821	1-162-970-11	CERAMIC CHIP 0.01UF	10.00% 25V
R5635	NOT FITTED			C5822	1-100-566-91	CERAMIC CHIP 0.1UF	10.00% 25V
R5642	NOT FITTED			C5823	1-162-970-11	CERAMIC CHIP 0.01UF	10.00% 25V
R5643	1-216-864-11	SHORT CHIP 0		C5824	1-164-004-11	CERAMIC CHIP 0.1UF	10.00% 25V
R5644	NOT FITTED			< CONNECTOR >			
R5645	1-216-864-11	SHORT CHIP 0		CN5805	1-794-519-21	PIN, CONNECTOR (PC BOARD) 14P	
R5694	NOT FITTED			< DIODE >			
R5695	NOT FITTED			D5601	8-719-072-43	DIODE RB050L-40TE25	
R5697	NOT FITTED			D5602	8-719-072-43	DIODE RB050L-40TE25	
NP1 Board Variant parts KDL-V26A12U/KDL-V32A12U				D5631	8-719-072-43	DIODE RB050L-40TE25	
< CAPACITOR >				D5697	6-500-294-01	DIODE PTZ-TE25-3.9B	
C5601	1-125-838-11	CERAMIC CHIP 2.2UF	10% 6.3V	D5698	8-719-073-69	DIODE PTZ-TE25-6.2A	
C5602	1-125-838-11	CERAMIC CHIP 2.2UF	10% 6.3V	D5699	6-500-294-01	DIODE PTZ-TE25-3.9B	
C5603	1-164-315-11	CERAMIC CHIP 470PF	5.00% 50V	< FERRITE BEAD >			
C5604	1-162-966-11	CERAMIC CHIP 0.0022UF	10.00% 50V	FB5808	1-469-775-21	FERRITE 0UH	
C5605	1-127-573-11	CERAMIC CHIP 1UF	10% 16V	FB5809	1-469-775-21	FERRITE 0UH	
C5606	1-162-927-11	CERAMIC CHIP 100PF	5.00% 50V	FB5810	1-469-775-21	FERRITE 0UH	
C5607	1-162-969-11	CERAMIC CHIP 0.0068UF	10.00% 25V	FB5811	1-469-775-21	FERRITE 0UH	
C5608	1-162-965-11	CERAMIC CHIP 0.0015UF	10.00% 50V	< IC >			
C5609	1-164-004-11	CERAMIC CHIP 0.1UF	10.00% 25V	IC5601	6-707-927-01	IC BD9775FV	
C5610	1-127-573-11	CERAMIC CHIP 1UF	10% 16V	IC5631	6-707-911-01	IC BD9778HFP	
C5611	1-127-573-11	CERAMIC CHIP 1UF	10% 16V	< COIL >			
C5612	1-164-004-11	CERAMIC CHIP 0.1UF	10.00% 25V	L5601	1-416-758-21	INDUCTOR 22UH	
C5613	1-127-573-11	CERAMIC CHIP 1UF	10% 16V	L5602	1-419-491-21	INDUCTOR 10UH	
C5614	1-125-827-91	CERAMIC CHIP 1UF	10.00% 25V	L5625	1-419-491-21	INDUCTOR 10UH	
C5615	1-125-827-91	CERAMIC CHIP 1UF	10.00% 25V	L5631	1-424-754-21	INDUCTOR 47UH	
C5616	1-100-552-21	ELECT CHIP 10UF	20% 25V	L5680	1-419-491-21	INDUCTOR 10UH	
C5617	1-135-342-21	ELECT CHIP 56UF	20% 10V	< PROTECTOR MODULE >			
C5618	1-164-004-11	CERAMIC CHIP 0.1UF	10.00% 25V	PS5601 Δ	1-576-736-41	IC LINK 3.15A 24V	
C5619	1-135-342-21	ELECT CHIP 56UF	20% 10V	PS5602 Δ	1-576-736-41	IC LINK 3.15A 24V	
C5620	1-164-004-11	CERAMIC CHIP 0.1UF	10.00% 25V				
C5621	1-162-970-11	CERAMIC CHIP 0.01UF	10.00% 25V				
C5622	1-162-970-11	CERAMIC CHIP 0.01UF	10.00% 25V				
C5625	1-128-401-11	ELECT CHIP 100UF	20% 25V				
C5626	1-100-566-91	CERAMIC CHIP 0.1UF	10.00% 25V				
C5627	1-100-566-91	CERAMIC CHIP 0.1UF	10.00% 25V				

REF.NO.	PART.NO	DESCRIPTION	REMARK			REF.NO.	PART.NO	DESCRIPTION	REMARK		
< TRANSISTOR >						C4004	1-126-396-11	ELECT CHIP 47UF	20.00%	16V	
						C4005	1-126-396-11	ELECT CHIP 47UF	20.00%	16V	
Q5601	6-550-828-01	TRANSISTOR RSQ035P03TR				C4006	1-164-004-11	CERAMIC CHIP 0.1UF	10.00%	25V	
Q5602	6-550-828-01	TRANSISTOR RSQ035P03TR				C4007	1-164-004-11	CERAMIC CHIP 0.1UF	10.00%	25V	
Q5603	6-550-355-01	TRANSISTOR RTQ045N03TR				C4008	1-128-528-11	ELECT 470UF	20%	25V	
< RESISTOR >						C4009	1-100-118-21	ELECT CHIP 82UF	20%	16V	
						C4010	1-128-528-11	ELECT 470UF	20%	25V	
R5601	1-216-841-11	METAL CHIP 47K	5%	1/10W		C4011	1-164-004-11	CERAMIC CHIP 0.1UF	10.00%	25V	
R5602	1-216-853-11	METAL CHIP 470K	5%	1/10W		C4012	1-164-004-11	CERAMIC CHIP 0.1UF	10.00%	25V	
R5603	1-218-867-11	METAL CHIP 6.8K	0.5%	1/10W		C4013	1-162-970-11	CERAMIC CHIP 0.01UF	10.00%	25V	
R5604	1-216-829-11	METAL CHIP 4.7K	5%	1/10W							
R5605	1-216-843-11	METAL CHIP 68K	5%	1/10W		C4014	1-162-970-11	CERAMIC CHIP 0.01UF	10.00%	25V	
						C4015	1-162-970-11	CERAMIC CHIP 0.01UF	10.00%	25V	
R5606	1-216-837-11	METAL CHIP 22K	5%	1/10W		C4016	1-162-923-11	CERAMIC CHIP 47PF	5.00%	50V	
R5607	1-216-835-11	METAL CHIP 15K	5%	1/10W		C4017	1-162-967-11	CERAMIC CHIP 0.0033UF	10.00%	50V	
R5608	1-216-836-11	METAL CHIP 18K	5%	1/10W		C4018	1-126-396-11	ELECT CHIP 47UF	20.00%	16V	
R5609	1-218-727-11	METAL CHIP 30K	0.5%	1/10W							
R5610	1-216-829-11	METAL CHIP 4.7K	5%	1/10W		C4019	1-126-396-11	ELECT CHIP 47UF	20.00%	16V	
						C4020	1-164-004-11	CERAMIC CHIP 0.1UF	10.00%	25V	
R5611	1-216-837-11	METAL CHIP 22K	5%	1/10W		C4021	1-127-573-11	CERAMIC CHIP 1UF	10%	16V	
R5612	1-216-829-11	METAL CHIP 4.7K	5%	1/10W		C4022	1-162-970-11	CERAMIC CHIP 0.01UF	10.00%	25V	
R5613	1-216-821-11	METAL CHIP 1K	5%	1/10W		C4023	1-162-967-11	CERAMIC CHIP 0.0033UF	10.00%	50V	
R5614	1-216-836-11	METAL CHIP 18K	5%	1/10W							
R5615	1-216-864-11	SHORT CHIP 0				C4024	1-135-349-21	ELECT CHIP 22UF	20%	20V	
						C4025	1-162-969-11	CERAMIC CHIP 0.0068UF	10.00%	25V	
R5616	1-216-837-11	METAL CHIP 22K	5%	1/10W		C4026	1-162-969-11	CERAMIC CHIP 0.0068UF	10.00%	25V	
R5617	1-216-864-11	SHORT CHIP 0				C4028	1-107-826-11	CERAMIC CHIP 0.1UF	10.00%	16V	
R5618	1-216-841-11	METAL CHIP 47K	5%	1/10W		C4029	1-100-566-91	CERAMIC CHIP 0.1UF	10.00%	25V	
R5619	1-216-864-11	SHORT CHIP 0									
R5620	1-216-864-11	SHORT CHIP 0				C4030	1-100-566-91	CERAMIC CHIP 0.1UF	10.00%	25V	
						C4031	1-127-820-11	CERAMIC CHIP 4.7UF	10%	16V	
R5621	1-216-864-11	SHORT CHIP 0				C4032	1-107-826-11	CERAMIC CHIP 0.1UF	10.00%	16V	
R5622	1-216-864-11	SHORT CHIP 0				C4033	1-162-970-11	CERAMIC CHIP 0.01UF	10.00%	25V	
R5623	1-216-835-11	METAL CHIP 15K	5%	1/10W		C4034	1-135-960-91	CERAMIC CHIP 10UF	10%	25V	
R5631	1-216-837-11	METAL CHIP 22K	5%	1/10W							
R5632	1-216-845-11	METAL CHIP 100K	5%	1/10W		C4035	1-135-372-31	ELECT 470UF	20%	10V	
						C4037	1-135-960-91	CERAMIC CHIP 10UF	10%	25V	
R5633	1-216-837-11	METAL CHIP 22K	5%	1/10W		C4038	1-135-960-91	CERAMIC CHIP 10UF	10%	25V	
R5634	1-216-821-11	METAL CHIP 1K	5%	1/10W		C4039	1-128-359-11	ELECT CHIP 100UF	20.00%	10V	
R5635	1-216-833-11	METAL CHIP 10K	5%	1/10W		C4040	1-128-359-11	ELECT CHIP 100UF	20.00%	10V	
R5642	1-216-864-11	SHORT CHIP 0									
R5643	NOT FITTED					C4041	1-107-826-11	CERAMIC CHIP 0.1UF	10.00%	16V	
						C4042	1-107-826-11	CERAMIC CHIP 0.1UF	10.00%	16V	
R5644	1-216-864-11	SHORT CHIP 0				C4043	1-128-360-11	ELECT CHIP 220UF	20.00%	10V	
R5645	NOT FITTED					C4044	1-128-360-11	ELECT CHIP 220UF	20.00%	10V	
R5694	1-216-809-11	METAL CHIP 100	5%	1/10W		C4045	1-107-826-11	CERAMIC CHIP 0.1UF	10.00%	16V	
R5695	1-216-809-11	METAL CHIP 100	5%	1/10W							
R5697	1-216-809-11	METAL CHIP 100	5%	1/10W		C4046	1-107-826-11	CERAMIC CHIP 0.1UF	10.00%	16V	
*A-1101-816-D A2 Board, Complete KLV-V32A10E only						C4047	1-165-669-21	ELECT CHIP 220UF	20%	6.3V	
*A-1086-128-D A2 Board, Complete KDL-V32A12U only						C4048	1-165-669-21	ELECT CHIP 220UF	20%	6.3V	
A2 Board Common, Parts						C4050	1-107-826-11	CERAMIC CHIP 0.1UF	10.00%	16V	
						C4052	1-127-573-11	CERAMIC CHIP 1UF	10%	16V	
	4-382-854-01	SCREW (M3X8), P, SW (+)				C4053	1-127-573-11	CERAMIC CHIP 1UF	10%	16V	
< CAPACITOR >						C4055	1-126-396-11	ELECT CHIP 47UF	20.00%	16V	
						C4056	1-135-346-21	ELECT CHIP 39UF	20%	16V	
						C4057	1-164-004-11	CERAMIC CHIP 0.1UF	10.00%	25V	
C4002	1-162-964-11	CERAMIC CHIP 0.001UF	10.00%	50V		C4058	1-164-004-11	CERAMIC CHIP 0.1UF	10.00%	25V	

REF.NO.	PART.NO	DESCRIPTION	REMARK	REF.NO.	PART.NO	DESCRIPTION	REMARK
C4101	1-137-765-21	ELECT CHIP 47UF	20% 16V	C4310	1-125-889-91	CERAMIC CHIP 2.2UF	10% 10V
C4103	1-164-004-11	CERAMIC CHIP 0.1UF	10.00% 25V	C4312	1-125-889-91	CERAMIC CHIP 2.2UF	10% 10V
C4104	1-164-004-11	CERAMIC CHIP 0.1UF	10.00% 25V	C4313	1-164-230-11	CERAMIC CHIP 220PF	5.00% 50V
C4107	1-162-907-11	CERAMIC CHIP 2PF	0.25PF 50V	C4314	1-164-230-11	CERAMIC CHIP 220PF	5.00% 50V
C4108	1-162-907-11	CERAMIC CHIP 2PF	0.25PF 50V	C4315	1-125-889-91	CERAMIC CHIP 2.2UF	10% 10V
C4109	1-162-964-11	CERAMIC CHIP 0.001UF	10.00% 50V	C4316	1-126-394-11	ELECT CHIP 10UF	20.00% 16V
C4110	1-162-923-11	CERAMIC CHIP 47PF	5.00% 50V	C4317	1-100-597-91	CERAMIC CHIP 0.1UF	10.00% 25V
C4111	1-162-923-11	CERAMIC CHIP 47PF	5.00% 50V	C4318	1-124-779-00	ELECT CHIP 10UF	20.00% 16V
C4112	1-162-923-11	CERAMIC CHIP 47PF	5.00% 50V	C4319	1-124-779-00	ELECT CHIP 10UF	20.00% 16V
C4114	1-107-826-11	CERAMIC CHIP 0.1UF	10.00% 16V	C4320	1-137-894-21	ELECT CHIP 470UF	20% 25V
C4115	1-137-765-21	ELECT CHIP 47UF	20% 16V	C4321	1-125-889-91	CERAMIC CHIP 2.2UF	10% 10V
C4117	1-162-964-11	CERAMIC CHIP 0.001UF	10.00% 50V	C4322	1-126-396-11	ELECT CHIP 47UF	20.00% 16V
C4119	1-127-715-91	CERAMIC CHIP 0.22UF	10% 16V	C4323	1-126-396-11	ELECT CHIP 47UF	20.00% 16V
C4120	1-127-715-91	CERAMIC CHIP 0.22UF	10% 16V	C4324	1-162-964-11	CERAMIC CHIP 0.001UF	10.00% 50V
C4122	1-124-779-00	ELECT CHIP 10UF	20.00% 16V	C4325	1-128-304-11	ELECT CHIP 330UF	20.00% 16V
C4123	1-127-715-91	CERAMIC CHIP 0.22UF	10% 16V	C4327	1-124-779-00	ELECT CHIP 10UF	20.00% 16V
C4124	1-127-715-91	CERAMIC CHIP 0.22UF	10% 16V	C4328	1-128-304-11	ELECT CHIP 330UF	20.00% 16V
C4125	1-127-715-91	CERAMIC CHIP 0.22UF	10% 16V	C4329	1-124-779-00	ELECT CHIP 10UF	20.00% 16V
C4127	1-127-715-91	CERAMIC CHIP 0.22UF	10% 16V	C4401	1-126-392-11	ELECT CHIP 100UF	20.00% 6.3V
C4128	1-127-715-91	CERAMIC CHIP 0.22UF	10% 16V	C4402	1-107-826-11	CERAMIC CHIP 0.1UF	10.00% 16V
C4130	1-137-765-21	ELECT CHIP 47UF	20% 16V	C4403	1-107-826-11	CERAMIC CHIP 0.1UF	10.00% 16V
C4132	1-127-715-91	CERAMIC CHIP 0.22UF	10% 16V	C4404	1-126-392-11	ELECT CHIP 100UF	20.00% 6.3V
C4135	1-124-779-00	ELECT CHIP 10UF	20.00% 16V	C4405	1-162-962-11	CERAMIC CHIP 470PF	10.00% 50V
C4136	1-162-964-11	CERAMIC CHIP 0.001UF	10.00% 50V	C4407	1-127-715-91	CERAMIC CHIP 0.22UF	10% 16V
C4137	1-107-826-11	CERAMIC CHIP 0.1UF	10.00% 16V	C4409	1-126-396-11	ELECT CHIP 47UF	20.00% 16V
C4139	1-128-357-11	ELECT CHIP 10UF	20.00% 16V	C4411	1-107-826-11	CERAMIC CHIP 0.1UF	10.00% 16V
C4141	1-128-357-11	ELECT CHIP 10UF	20.00% 16V	C4412	1-107-826-11	CERAMIC CHIP 0.1UF	10.00% 16V
C4143	1-162-966-11	CERAMIC CHIP 0.0022UF	10.00% 50V	C4413	1-127-715-91	CERAMIC CHIP 0.22UF	10% 16V
C4144	1-125-837-91	CERAMIC CHIP 1UF	10% 6.3V	C4414	1-126-392-11	ELECT CHIP 100UF	20.00% 6.3V
C4145	1-137-765-21	ELECT CHIP 47UF	20% 16V	C4417	1-126-392-11	ELECT CHIP 100UF	20.00% 6.3V
C4146	1-162-966-11	CERAMIC CHIP 0.0022UF	10.00% 50V	C4418	1-162-920-11	CERAMIC CHIP 27PF	5.00% 50V
C4147	1-128-357-11	ELECT CHIP 10UF	20.00% 16V	C4419	1-127-715-91	CERAMIC CHIP 0.22UF	10% 16V
C4148	1-124-779-00	ELECT CHIP 10UF	20.00% 16V	C4420	1-127-715-91	CERAMIC CHIP 0.22UF	10% 16V
C4149	1-124-779-00	ELECT CHIP 10UF	20.00% 16V	C4422	1-125-889-91	CERAMIC CHIP 2.2UF	10% 10V
C4152	1-117-681-11	ELECT CHIP 100UF	20.00% 16V	C4423	1-126-392-11	ELECT CHIP 100UF	20.00% 6.3V
C4153	1-162-964-11	CERAMIC CHIP 0.001UF	10.00% 50V	C4424	1-162-919-11	CERAMIC CHIP 22PF	5.00% 50V
C4154	1-128-357-11	ELECT CHIP 10UF	20.00% 16V	C4425	1-127-715-91	CERAMIC CHIP 0.22UF	10% 16V
C4155	1-128-357-11	ELECT CHIP 10UF	20.00% 16V	C4426	1-127-715-91	CERAMIC CHIP 0.22UF	10% 16V
C4168	1-162-927-11	CERAMIC CHIP 100PF	5.00% 50V	C4427	1-127-715-91	CERAMIC CHIP 0.22UF	10% 16V
C4178	1-127-715-91	CERAMIC CHIP 0.22UF	10% 16V	C4428	1-127-715-91	CERAMIC CHIP 0.22UF	10% 16V
C4179	1-127-715-91	CERAMIC CHIP 0.22UF	10% 16V	C4429	1-127-715-91	CERAMIC CHIP 0.22UF	10% 16V
C4183	1-162-927-11	CERAMIC CHIP 100PF	5.00% 50V	C4430	1-127-715-91	CERAMIC CHIP 0.22UF	10% 16V
C4301	1-124-779-00	ELECT CHIP 10UF	20.00% 16V	C4431	1-115-566-11	CERAMIC CHIP 4.7UF	10.00% 10V
C4302	1-100-597-91	CERAMIC CHIP 0.1UF	10.00% 25V	C4432	1-162-964-11	CERAMIC CHIP 0.001UF	10.00% 50V
C4303	1-117-681-11	ELECT CHIP 100UF	20.00% 16V	C4433	1-107-726-91	CERAMIC CHIP 0.01UF	10.00% 50V
C4304	1-126-395-11	ELECT CHIP 22UF	20.00% 16V	C4434	1-107-726-91	CERAMIC CHIP 0.01UF	10.00% 50V
C4305	1-107-826-11	CERAMIC CHIP 0.1UF	10.00% 16V	C4601	1-162-923-11	CERAMIC CHIP 47PF	5.00% 50V
C4306	1-125-889-91	CERAMIC CHIP 2.2UF	10% 10V	C4602	1-162-923-11	CERAMIC CHIP 47PF	5.00% 50V
C4307	1-125-889-91	CERAMIC CHIP 2.2UF	10% 10V	C4603	1-162-923-11	CERAMIC CHIP 47PF	5.00% 50V
C4308	1-126-204-11	ELECT CHIP 47UF	20.00% 16V	C4604	1-162-923-11	CERAMIC CHIP 47PF	5.00% 50V

REF.NO.	PART.NO	DESCRIPTION	REMARK	REF.NO.	PART.NO	DESCRIPTION	REMARK
C4606	1-162-923-11	CERAMIC CHIP 47PF	5.00% 50V	C4675	1-164-505-11	CERAMIC CHIP 2.2UF	16V
C4607	1-162-923-11	CERAMIC CHIP 47PF	5.00% 50V	C4676	1-164-505-11	CERAMIC CHIP 2.2UF	16V
C4608	1-162-923-11	CERAMIC CHIP 47PF	5.00% 50V	C4677	1-126-396-11	ELECT CHIP 47UF	20.00% 16V
C4609	1-162-923-11	CERAMIC CHIP 47PF	5.00% 50V	C4678	1-126-396-11	ELECT CHIP 47UF	20.00% 16V
C4610	1-162-923-11	CERAMIC CHIP 47PF	5.00% 50V	C4679	1-162-927-11	CERAMIC CHIP 100PF	5.00% 50V
C4611	1-162-923-11	CERAMIC CHIP 47PF	5.00% 50V	C4680	1-162-927-11	CERAMIC CHIP 100PF	5.00% 50V
C4612	1-162-926-11	CERAMIC CHIP 82PF	5.00% 50V	C4681	1-162-927-11	CERAMIC CHIP 100PF	5.00% 50V
C4613	1-164-505-11	CERAMIC CHIP 2.2UF	16V	C4685	1-125-891-11	CERAMIC CHIP 0.47UF	10.00% 10V
C4614	1-162-923-11	CERAMIC CHIP 47PF	5.00% 50V	C4701	1-162-921-11	CERAMIC CHIP 33PF	5.00% 50V
C4615	1-162-923-11	CERAMIC CHIP 47PF	5.00% 50V	C4702	1-162-921-11	CERAMIC CHIP 33PF	5.00% 50V
C4616	1-164-505-11	CERAMIC CHIP 2.2UF	16V	C4801	1-126-394-11	ELECT CHIP 10UF	20.00% 16V
C4617	1-164-505-11	CERAMIC CHIP 2.2UF	16V	C4802	1-126-394-11	ELECT CHIP 10UF	20.00% 16V
C4618	1-126-396-11	ELECT CHIP 47UF	20.00% 16V	C4803	1-126-394-11	ELECT CHIP 10UF	20.00% 16V
C4619	1-126-396-11	ELECT CHIP 47UF	20.00% 16V	C4804	1-126-394-11	ELECT CHIP 10UF	20.00% 16V
C4620	1-162-927-11	CERAMIC CHIP 100PF	5.00% 50V	C4805	1-126-394-11	ELECT CHIP 10UF	20.00% 16V
C4621	1-162-927-11	CERAMIC CHIP 100PF	5.00% 50V	C4806	1-126-394-11	ELECT CHIP 10UF	20.00% 16V
C4622	1-162-927-11	CERAMIC CHIP 100PF	5.00% 50V	C4807	1-107-826-11	CERAMIC CHIP 0.1UF	10.00% 16V
C4626	1-164-505-11	CERAMIC CHIP 2.2UF	16V	C4808	1-126-205-11	ELECT CHIP 47UF	20.00% 6.3V
C4627	1-164-505-11	CERAMIC CHIP 2.2UF	16V	C4811	1-126-205-11	ELECT CHIP 47UF	20.00% 6.3V
C4637	1-162-923-11	CERAMIC CHIP 47PF	5.00% 50V	C4814	1-107-826-11	CERAMIC CHIP 0.1UF	10.00% 16V
C4638	1-162-923-11	CERAMIC CHIP 47PF	5.00% 50V	C4815	1-107-826-11	CERAMIC CHIP 0.1UF	10.00% 16V
C4639	1-162-923-11	CERAMIC CHIP 47PF	5.00% 50V	C4819	1-107-826-11	CERAMIC CHIP 0.1UF	10.00% 16V
C4640	1-162-923-11	CERAMIC CHIP 47PF	5.00% 50V	C4824	1-125-891-11	CERAMIC CHIP 0.47UF	10.00% 10V
C4642	1-162-923-11	CERAMIC CHIP 47PF	5.00% 50V	C4825	1-125-891-11	CERAMIC CHIP 0.47UF	10.00% 10V
C4643	1-162-923-11	CERAMIC CHIP 47PF	5.00% 50V	C4826	1-100-742-91	CERAMIC CHIP 2.2UF	20% 10V
C4644	1-162-923-11	CERAMIC CHIP 47PF	5.00% 50V	C4827	1-125-891-11	CERAMIC CHIP 0.47UF	10.00% 10V
C4645	1-162-923-11	CERAMIC CHIP 47PF	5.00% 50V	C4828	1-125-891-11	CERAMIC CHIP 0.47UF	10.00% 10V
C4646	1-162-926-11	CERAMIC CHIP 82PF	5.00% 50V	C4829	1-125-891-11	CERAMIC CHIP 0.47UF	10.00% 10V
C4647	1-164-505-11	CERAMIC CHIP 2.2UF	16V	C4830	1-125-891-11	CERAMIC CHIP 0.47UF	10.00% 10V
C4648	1-164-505-11	CERAMIC CHIP 2.2UF	16V	C4832	1-162-964-11	CERAMIC CHIP 0.001UF	10.00% 50V
C4649	1-164-505-11	CERAMIC CHIP 2.2UF	16V	C4833	1-164-156-11	CERAMIC CHIP 0.1UF	25V
C4650	1-126-396-11	ELECT CHIP 47UF	20.00% 16V	C4834	1-125-891-11	CERAMIC CHIP 0.47UF	10.00% 10V
C4651	1-126-396-11	ELECT CHIP 47UF	20.00% 16V	C4835	1-125-891-11	CERAMIC CHIP 0.47UF	10.00% 10V
C4652	1-162-927-11	CERAMIC CHIP 100PF	5.00% 50V	C4836	1-162-966-11	CERAMIC CHIP 0.0022UF	10.00% 50V
C4653	1-162-927-11	CERAMIC CHIP 100PF	5.00% 50V	C4837	1-126-601-11	ELECT CHIP 2.2UF	20.00% 50V
C4654	1-162-927-11	CERAMIC CHIP 100PF	5.00% 50V	C4838	1-125-837-91	CERAMIC CHIP 1UF	10% 6.3V
C4658	1-162-923-11	CERAMIC CHIP 47PF	5.00% 50V	C4839	1-162-970-11	CERAMIC CHIP 0.01UF	10.00% 25V
C4659	1-162-923-11	CERAMIC CHIP 47PF	5.00% 50V	C4840	1-107-826-11	CERAMIC CHIP 0.1UF	10.00% 16V
C4661	1-162-923-11	CERAMIC CHIP 47PF	5.00% 50V	C4841	1-107-826-11	CERAMIC CHIP 0.1UF	10.00% 16V
C4662	1-162-923-11	CERAMIC CHIP 47PF	5.00% 50V	C4842	1-126-396-11	ELECT CHIP 47UF	20.00% 16V
C4664	1-162-923-11	CERAMIC CHIP 47PF	5.00% 50V	C4843	1-107-826-11	CERAMIC CHIP 0.1UF	10.00% 16V
C4665	1-162-923-11	CERAMIC CHIP 47PF	5.00% 50V	C4844	1-126-394-11	ELECT CHIP 10UF	20.00% 16V
C4666	1-162-923-11	CERAMIC CHIP 47PF	5.00% 50V	C4845	1-126-394-11	ELECT CHIP 10UF	20.00% 16V
C4667	1-162-923-11	CERAMIC CHIP 47PF	5.00% 50V	C4846	1-126-394-11	ELECT CHIP 10UF	20.00% 16V
C4669	1-162-923-11	CERAMIC CHIP 47PF	5.00% 50V	C4850	1-126-394-11	ELECT CHIP 10UF	20.00% 16V
C4670	1-162-923-11	CERAMIC CHIP 47PF	5.00% 50V	C4851	1-126-394-11	ELECT CHIP 10UF	20.00% 16V
C4671	1-162-923-11	CERAMIC CHIP 47PF	5.00% 50V	C4852	1-126-394-11	ELECT CHIP 10UF	20.00% 16V
C4672	1-162-923-11	CERAMIC CHIP 47PF	5.00% 50V	C4853	1-162-968-11	CERAMIC CHIP 0.0047UF	10.00% 50V
C4673	1-162-926-11	CERAMIC CHIP 82PF	5.00% 50V	C4854	1-162-962-11	CERAMIC CHIP 470PF	10.00% 50V
C4674	1-164-505-11	CERAMIC CHIP 2.2UF	16V	C4855	1-107-826-11	CERAMIC CHIP 0.1UF	10.00% 16V

REF.NO.	PART.NO	DESCRIPTION	REMARK	REF.NO.	PART.NO	DESCRIPTION	REMARK
C4858	1-125-891-11	CERAMIC CHIP 0.47UF	10.00% 10V	C5205	1-107-826-11	CERAMIC CHIP 0.1UF	10.00% 16V
C4859	1-125-891-11	CERAMIC CHIP 0.47UF	10.00% 10V	C5206	1-107-826-11	CERAMIC CHIP 0.1UF	10.00% 16V
C4860	1-125-891-11	CERAMIC CHIP 0.47UF	10.00% 10V	C5207	1-107-826-11	CERAMIC CHIP 0.1UF	10.00% 16V
C4861	1-125-891-11	CERAMIC CHIP 0.47UF	10.00% 10V	C5208	1-107-826-11	CERAMIC CHIP 0.1UF	10.00% 16V
C4862	1-100-742-91	CERAMIC CHIP 2.2UF	20% 10V	C5209	1-124-779-00	ELECT CHIP 10UF	20.00% 16V
C4863	1-100-742-91	CERAMIC CHIP 2.2UF	20% 10V	C5210	1-125-891-11	CERAMIC CHIP 0.47UF	10.00% 10V
C4864	1-100-742-91	CERAMIC CHIP 2.2UF	20% 10V	C5211	1-125-891-11	CERAMIC CHIP 0.47UF	10.00% 10V
C4865	1-100-742-91	CERAMIC CHIP 2.2UF	20% 10V	C5213	1-164-505-11	CERAMIC CHIP 2.2UF	16V
C4866	1-125-891-11	CERAMIC CHIP 0.47UF	10.00% 10V	C5216	1-164-505-11	CERAMIC CHIP 2.2UF	16V
C4867	1-125-891-11	CERAMIC CHIP 0.47UF	10.00% 10V	C5217	1-126-396-11	ELECT CHIP 47UF	20.00% 16V
C4868	1-125-891-11	CERAMIC CHIP 0.47UF	10.00% 10V	C5218	1-100-597-91	CERAMIC CHIP 0.1UF	10.00% 25V
C4869	1-128-360-11	ELECT CHIP 220UF	20.00% 10V	C5219	1-125-891-11	CERAMIC CHIP 0.47UF	10.00% 10V
C4870	1-164-156-11	CERAMIC CHIP 0.1UF	25V	C5220	1-125-891-11	CERAMIC CHIP 0.47UF	10.00% 10V
C4871	1-100-597-91	CERAMIC CHIP 0.1UF	10.00% 25V	C5221	1-126-392-11	ELECT CHIP 100UF	20.00% 6.3V
C4872	1-126-396-11	ELECT CHIP 47UF	20.00% 16V	C5222	1-107-826-11	CERAMIC CHIP 0.1UF	10.00% 16V
C4873	1-137-993-21	ELECT CHIP 470UF	20% 16V	C5223	1-164-505-11	CERAMIC CHIP 2.2UF	16V
C4874	1-137-993-21	ELECT CHIP 470UF	20% 16V	C5224	1-100-742-91	CERAMIC CHIP 2.2UF	20% 10V
C4875	1-137-993-21	ELECT CHIP 470UF	20% 16V	C5226	1-163-009-91	CERAMIC CHIP 0.001UF	10.00% 50V
C4901	1-162-970-11	CERAMIC CHIP 0.01UF	10.00% 25V	C5227	1-100-742-91	CERAMIC CHIP 2.2UF	20% 10V
C4902	1-162-970-11	CERAMIC CHIP 0.01UF	10.00% 25V	< CONNECTOR >			
C4903	1-126-396-11	ELECT CHIP 47UF	20.00% 16V	CN4001	1-779-992-11	PIN, CONNECTOR (PWB) 8P	
C4904	1-162-928-11	CERAMIC CHIP 120PF	5.00% 50V	CN4002	*1-818-656-21	HEADER ASSEMBLY 30P	
C4920	1-162-964-11	CERAMIC CHIP 0.001UF	10.00% 50V	CN4504	*1-695-890-21	PIN, CONNECTOR (PC BOARD) 12P	
C4923	1-127-573-11	CERAMIC CHIP 1UF	10% 16V	CN4601	*1-417-602-11	SOCKET 21PIN	
C4924	1-162-925-11	CERAMIC CHIP 68PF	5.00% 50V	CN4602	*1-417-602-11	SOCKET 21PIN	
C4925	1-126-405-11	ELECT CHIP 10UF	20.00% 50V	CN4603	*1-417-602-11	SOCKET 21PIN	
C4926	1-162-925-11	CERAMIC CHIP 68PF	5.00% 50V	CN4605	1-764-087-21	PIN, CONNECTOR (PC BOARD) 14P	
C4927	1-162-921-11	CERAMIC CHIP 33PF	5.00% 50V	CN4606	1-695-209-21	PIN, CONNECTOR (PC BOARD) 15P	
C4928	1-163-009-91	CERAMIC CHIP 0.001UF	10.00% 50V	CN4801	1-766-382-21	PIN, CONNECTOR (1.5MM) (SMD) 10P	
C4931	1-126-396-11	ELECT CHIP 47UF	20.00% 16V	CN4802	1-779-936-21	CONNECTOR, FFC/FPC 18P	
C4932	1-162-927-11	CERAMIC CHIP 100PF	5.00% 50V	CN5102	*1-817-753-11	CONNECTOR, BOARD TO BOARD 100P	
C4933	1-162-921-11	CERAMIC CHIP 33PF	5.00% 50V	CN5104	*1-817-097-21	PIN, CONNECTOR (1.5MM) (SMD) 13P	
C4934	1-162-921-11	CERAMIC CHIP 33PF	5.00% 50V	< DIODE >			
C4935	1-164-489-11	CERAMIC CHIP 0.22UF	10.00% 16V	D4001	8-719-073-34	DIODE EC21QS03L-TE12L	
C4936	1-162-968-11	CERAMIC CHIP 0.0047UF	10.00% 50V	D4002	6-500-579-01	DIODE PTZ-TE25-6.8B	
C4937	1-126-396-11	ELECT CHIP 47UF	20.00% 16V	D4003	6-500-294-01	DIODE PTZ-TE25-3.9B	
C4938	1-164-161-11	CERAMIC CHIP 0.0022UF	10.00% 50V	D4004	6-500-295-01	DIODE PTZ-TE25-5.6B	
C4939	1-127-573-11	CERAMIC CHIP 1UF	10% 16V	D4005	8-719-081-99	DIODE MM3Z13VT1	
C4942	1-162-964-11	CERAMIC CHIP 0.001UF	10.00% 50V	D4101	8-719-056-85	DIODE UDZ-TE-17-8.2B	
C4943	1-162-964-11	CERAMIC CHIP 0.001UF	10.00% 50V	D4102	8-719-056-85	DIODE UDZ-TE-17-8.2B	
C5108	1-164-156-11	CERAMIC CHIP 0.1UF	25V	D4301	8-719-081-97	DIODE MMDL914T1	
C5109	1-104-905-11	CAPACITOR 0.22F	5.5V	D4302	8-719-081-97	DIODE MMDL914T1	
C5121	1-162-921-11	CERAMIC CHIP 33PF	5.00% 50V	D4303	8-719-081-97	DIODE MMDL914T1	
C5122	1-164-230-11	CERAMIC CHIP 220PF	5.00% 50V	D4304	8-719-914-44	DIODE DAP202K	
C5123	1-164-230-11	CERAMIC CHIP 220PF	5.00% 50V	D4306	8-719-081-97	DIODE MMDL914T1	
C5124	1-162-927-11	CERAMIC CHIP 100PF	5.00% 50V	D4307	8-719-081-97	DIODE MMDL914T1	
C5201	1-164-004-11	CERAMIC CHIP 0.1UF	10.00% 25V	D4309	8-719-081-97	DIODE MMDL914T1	
C5202	1-135-346-21	ELECT CHIP 39UF	20% 16V	D4310	8-719-081-97	DIODE MMDL914T1	
C5203	1-107-826-11	CERAMIC CHIP 0.1UF	10.00% 16V				
C5204	1-107-826-11	CERAMIC CHIP 0.1UF	10.00% 16V				

REF.NO.	PART.NO	DESCRIPTION	REMARK	REF.NO.	PART.NO	DESCRIPTION	REMARK
D4401	8-719-404-50	DIODE MA111-TX		FB4602	1-400-333-21	FERRITE	0UH
D4407	8-719-069-55	DIODE UDZSTE-175.6B		FB4603	1-400-333-21	FERRITE	0UH
D4408	8-719-069-55	DIODE UDZSTE-175.6B		FB4901	1-414-445-11	FERRITE	0UH
D4409	8-719-069-55	DIODE UDZSTE-175.6B		FB4920	1-469-775-21	FERRITE	0UH
D4410	8-719-069-55	DIODE UDZSTE-175.6B		FB4921	1-414-921-11	FERRITE	0UH
D4601	8-719-069-60	DIODE UDZSTE-179.1B		FB4922	1-414-921-11	FERRITE	0UH
D4602	8-719-083-82	DIODE UDZS-TE17-12B		FB4923	1-414-921-11	FERRITE	0UH
D4606	8-719-069-60	DIODE UDZSTE-179.1B		FB4924	1-414-445-11	FERRITE	0UH
D4607	8-719-069-60	DIODE UDZSTE-179.1B		FB4925	1-414-445-11	FERRITE	0UH
D4608	8-719-069-60	DIODE UDZSTE-179.1B		FB5101	1-469-775-21	FERRITE	0UH
D4609	8-719-069-60	DIODE UDZSTE-179.1B		FB5102	1-469-775-21	FERRITE	0UH
D4610	8-719-069-60	DIODE UDZSTE-179.1B		FB5103	1-469-775-21	FERRITE	0UH
D4611	8-719-069-60	DIODE UDZSTE-179.1B		FB5104	1-469-775-21	FERRITE	0UH
D4613	8-719-069-60	DIODE UDZSTE-179.1B		FB5105	1-469-775-21	FERRITE	0UH
D4614	8-719-069-60	DIODE UDZSTE-179.1B		FB5106	1-469-775-21	FERRITE	0UH
D4618	8-719-069-60	DIODE UDZSTE-179.1B		FB5107	1-469-775-21	FERRITE	0UH
D4619	8-719-083-82	DIODE UDZS-TE17-12B		FB5108	1-469-775-21	FERRITE	0UH
D4623	8-719-069-60	DIODE UDZSTE-179.1B		< FILTER >			
D4624	8-719-069-60	DIODE UDZSTE-179.1B		FL4101	1-236-071-11	ENCAPSULATED COMPONENT	
D4625	8-719-069-60	DIODE UDZSTE-179.1B		< IC >			
D4626	8-719-069-60	DIODE UDZSTE-179.1B		IC4001	8-759-564-82	IC BA09ST-V5	
D4627	8-719-069-60	DIODE UDZSTE-179.1B		IC4002	8-759-564-82	IC BA09ST-V5	
D4628	8-719-069-60	DIODE UDZSTE-179.1B		IC4003	6-703-249-01	IC SN105233DBTR	
D4630	8-719-069-60	DIODE UDZSTE-179.1B		IC4004	6-704-407-01	IC PQ1CZ41H2ZPH	
D4631	8-719-069-60	DIODE UDZSTE-179.1B		IC4005	6-705-464-01	IC BA50BC0T	
D4632	8-719-083-82	DIODE UDZS-TE17-12B		IC4006	6-705-464-01	IC BA50BC0T	
D4636	8-719-069-60	DIODE UDZSTE-179.1B		IC4007	6-705-466-01	IC BA90BC0T	
D4637	8-719-069-60	DIODE UDZSTE-179.1B		IC4102	6-708-263-01	IC MSP4411K-QA-D5-401	
D4638	8-719-069-60	DIODE UDZSTE-179.1B		IC4105	8-759-198-31	IC UPC1093J-1-T	
D4639	8-719-069-60	DIODE UDZSTE-179.1B		IC4301	8-759-278-58	IC NJM4558V-TE2	
D4640	8-719-069-60	DIODE UDZSTE-179.1B		IC4302	8-759-359-49	IC NJM3414AV(TE2)	
D4641	8-719-069-60	DIODE UDZSTE-179.1B		IC4401	6-705-468-01	IC BA33BC0FP-E2	
D4921	8-719-083-87	DIODE UDZS-TE17-33B		IC4402	6-704-607-01	IC M24C16-WMN6T(B)	
D4923	8-719-081-97	DIODE MMDL914T1		IC4403	6-702-515-01	IC SAA5665HL/M1D/0724	
D5101	8-719-081-97	DIODE MMDL914T1		IC4404	6-706-419-01	IC LM393DT (A)	
D5102	8-719-081-97	DIODE MMDL914T1		IC4405	8-759-672-39	IC PST573IMT	
< FERRITE BEAD >				IC4406	6-706-484-01	IC TC7SH04FU(T5RSOYJF)	
FB4001	1-469-775-21	FERRITE	0UH	IC4407	6-706-491-01	IC TC7SH86FU(T5RSOYJF)	
FB4002	1-469-775-21	FERRITE	0UH	IC4408	6-705-950-01	IC K6F2008V2E-LF70000	
FB4003	1-469-775-21	FERRITE	0UH	IC4409	8-759-523-81	IC TC74VHC08FT(EL)	
FB4004	1-469-775-21	FERRITE	0UH	IC4410	1-540-151-21	SOCKET, IC	
FB4102	1-414-921-11	FERRITE	0UH	IC4410	6-805-841-01	IC M27W201-80K6-A10	
FB4103	1-543-949-22	FERRITE	0UH	IC4802	6-706-805-01	IC TL52055DR	
FB4113	1-500-284-21	FERRITE	0UH	IC4803	6-706-805-01	IC TL52055DR	
FB4114	1-414-921-11	FERRITE	0UH	IC4804	6-701-172-01	IC MC74LVXT4052DTR2	
FB4401	1-414-445-11	FERRITE	0UH	IC4805	8-759-687-14	IC MAX4451EKA+TG069	
FB4402	1-469-775-21	FERRITE	0UH	IC4806	8-759-687-14	IC MAX4451EKA+TG069	
FB4601	1-400-333-21	FERRITE	0UH				

Note : The components identified by shading and marked Δ are critical for safety. Replace only with the part numbers specified in the parts list.

A2

REF.NO.	PART.NO	DESCRIPTION	REMARK	REF.NO.	PART.NO	DESCRIPTION	REMARK
IC4807	8-752-106-86	IC CXA2181Q-T6		Q4101	8-729-422-33	TRANSISTOR 2SD601A-Q-TX	
IC4810	8-759-598-44	IC TC7WH08FK(TE85R)		Q4301	8-729-422-29	TRANSISTOR 2SD601A-S	
IC4901	8-759-514-57	IC BA7046F		Q4304	8-729-422-29	TRANSISTOR 2SD601A-S	
IC5201	8-752-080-04	IC CXA2069Q		Q4305	8-729-422-29	TRANSISTOR 2SD601A-S	
IC5202	8-759-082-60	IC TC7S66FU		Q4307	6-550-586-01	TRANSISTOR 2PA1576R-115	
< SOCKET >				Q4308	6-550-644-01	TRANSISTOR SSM3K14T-TE85L	
J4601	1-819-354-11	PHONO JACK 5P		Q4309	6-550-644-01	TRANSISTOR SSM3K14T-TE85L	
J4602	1-819-327-11	PHONO JACK 2P		Q4310	6-550-586-01	TRANSISTOR 2PA1576R-115	
< COIL >				Q4314	6-550-586-01	TRANSISTOR 2PA1576R-115	
L4001	1-406-657-11	INDUCTOR	4.7UH	Q4315	8-729-422-29	TRANSISTOR 2SD601A-S	
L4003	1-400-323-21	INDUCTOR	47UH	Q4316	8-729-026-53	TRANSISTOR 2SA1576A-T106-QR	
L4004	1-424-758-21	INDUCTOR	10UH	Q4317	8-729-422-29	TRANSISTOR 2SD601A-S	
L4005	1-424-758-21	INDUCTOR	10UH	Q4402	8-729-424-08	TRANSISTOR UN2111	
L4101	1-412-029-11	INDUCTOR	10UH	Q4403	8-729-421-22	TRANSISTOR UN2211	
L4102	1-412-029-11	INDUCTOR	10UH	Q4404	8-729-026-49	TRANSISTOR 2SA1037AK-T146-R	
L4103	1-412-029-11	INDUCTOR	10UH	Q4801	8-729-026-49	TRANSISTOR 2SA1037AK-T146-R	
L4301	1-412-058-11	INDUCTOR	10UH	Q4804	6-550-586-01	TRANSISTOR 2PA1576R-115	
L4302	1-412-991-31	INDUCTOR	10UH	Q4901	6-550-585-01	TRANSISTOR 2PC4081R-115	
L4401	1-412-030-11	INDUCTOR	22UH	Q4902	6-550-586-01	TRANSISTOR 2PA1576R-115	
L4402	1-412-030-11	INDUCTOR	22UH	Q4921	8-729-010-05	TRANSISTOR MSB709-RT1	
L4403	1-412-030-11	INDUCTOR	22UH	Q4923	8-729-010-29	TRANSISTOR MSD601-RST1	
L4404	1-412-030-11	INDUCTOR	22UH	Q4924	8-729-026-49	TRANSISTOR 2SA1037AK-T146-R	
L4405	1-412-029-11	INDUCTOR	10UH	Q4926	8-729-010-05	TRANSISTOR MSB709-RT1	
L4406	1-412-029-11	INDUCTOR	10UH	Q4927	8-729-120-28	TRANSISTOR 2SC1623-L5L6	
L4407	1-412-029-11	INDUCTOR	10UH	Q5201	8-729-120-28	TRANSISTOR 2SC1623-L5L6	
L4408	1-412-029-11	INDUCTOR	10UH	Q5202	8-729-120-28	TRANSISTOR 2SC1623-L5L6	
L4409	1-412-029-11	INDUCTOR	10UH	Q5203	8-729-120-28	TRANSISTOR 2SC1623-L5L6	
L4801	1-412-029-11	INDUCTOR	10UH	Q5205	8-729-120-28	TRANSISTOR 2SC1623-L5L6	
L4802	1-412-029-11	INDUCTOR	10UH	Q5206	8-729-120-28	TRANSISTOR 2SC1623-L5L6	
L4804	1-469-525-91	INDUCTOR	10UH	Q5207	8-729-120-28	TRANSISTOR 2SC1623-L5L6	
L4805	1-412-029-11	INDUCTOR	10UH	Q5209	8-729-120-28	TRANSISTOR 2SC1623-L5L6	
L4806	1-469-525-91	INDUCTOR	10UH	< RESISTOR >			
L4901	1-412-029-11	INDUCTOR	10UH	R4005	1-216-295-91	SHORT CHIP	0
L4902	1-412-990-41	INDUCTOR	8.2UH	R4006	1-216-295-91	SHORT CHIP	0
L4923	1-412-029-11	INDUCTOR	10UH	R4007	1-216-864-11	SHORT CHIP	0
L4924	1-412-029-11	INDUCTOR	10UH	R4008	1-216-864-11	SHORT CHIP	0
L5201	1-412-029-11	INDUCTOR	10UH	R4010	1-218-871-11	METAL CHIP	10K 0.5% 1/10W
L5204	1-412-029-11	INDUCTOR	10UH	R4011	1-218-859-11	METAL CHIP	3.3K 0.5% 1/10W
< PROTECTOR MODULE >				R4012	1-218-871-11	METAL CHIP	10K 0.5% 1/10W
PS4001 Δ	1-533-596-11	IC LINK	4A 90V	R4013	1-218-859-11	METAL CHIP	3.3K 0.5% 1/10W
PS4002 Δ	1-533-593-42	IC LINK	2A 90V	R4014	1-218-871-11	METAL CHIP	10K 0.5% 1/10W
< TRANSISTOR >				R4015	1-218-867-11	METAL CHIP	6.8K 0.5% 1/10W
Q4001	6-550-222-01	TRANSISTOR IRF7335D1-TR		R4016	1-216-295-91	SHORT CHIP	0
Q4002	6-550-222-01	TRANSISTOR IRF7335D1-TR		R4017	1-216-841-11	METAL CHIP	47K 5% 1/10W
Q4003	8-729-907-00	TRANSISTOR DTC114EU		R4018	1-216-841-11	METAL CHIP	47K 5% 1/10W
Q4004	8-729-054-36	TRANSISTOR UPA1716G-E2		R4019	1-218-857-11	METAL CHIP	2.7K 0.5% 1/10W
				R4020	1-216-821-11	METAL CHIP	1K 5% 1/10W
				R4021	1-216-829-11	METAL CHIP	4.7K 5% 1/10W

REF.NO.	PART.NO	DESCRIPTION	REMARK			REF.NO.	PART.NO	DESCRIPTION	REMARK		
R4022	1-218-857-11	METAL CHIP	2.7K	0.5%	1/10W	R4146	1-216-829-11	METAL CHIP	4.7K	5%	1/10W
R4023	1-218-835-11	METAL CHIP	330	0.5%	1/10W	R4148	1-216-829-11	METAL CHIP	4.7K	5%	1/10W
R4024	1-218-856-11	METAL CHIP	2.4K	0.5%	1/10W	R4149	1-216-838-11	METAL CHIP	27K	5%	1/10W
R4025	1-216-864-11	SHORT CHIP	0			R4155	1-216-841-11	METAL CHIP	47K	5%	1/10W
R4026	1-218-835-11	METAL CHIP	330	0.5%	1/10W	R4163	1-216-809-11	METAL CHIP	100	5%	1/10W
R4027	1-218-881-11	METAL CHIP	27K	0.5%	1/10W	R4165	1-216-809-11	METAL CHIP	100	5%	1/10W
R4028	1-218-883-11	METAL CHIP	33K	0.5%	1/10W	R4166	1-216-805-11	METAL CHIP	47	5%	1/10W
R4029	1-216-821-11	METAL CHIP	1K	5%	1/10W	R4167	1-216-805-11	METAL CHIP	47	5%	1/10W
R4030	1-216-864-11	SHORT CHIP	0			R4168	1-216-807-11	METAL CHIP	68	5%	1/10W
R4031	1-218-887-11	METAL CHIP	47K	0.5%	1/10W	R4169	1-216-807-11	METAL CHIP	68	5%	1/10W
R4032	1-218-887-11	METAL CHIP	47K	0.5%	1/10W	R4172	1-216-864-11	SHORT CHIP	0		
R4033	1-216-841-11	METAL CHIP	47K	5%	1/10W	R4174	1-216-864-11	SHORT CHIP	0		
R4034	1-216-295-91	SHORT CHIP	0			R4175	1-216-864-11	SHORT CHIP	0		
R4035	1-216-295-91	SHORT CHIP	0			R4176	1-216-825-11	METAL CHIP	2.2K	5%	1/10W
R4036	1-218-860-11	METAL CHIP	3.6K	0.5%	1/10W	R4178	1-216-821-11	METAL CHIP	1K	5%	1/10W
R4037	1-218-847-11	METAL CHIP	1K	0.5%	1/10W	R4180	1-216-864-11	SHORT CHIP	0		
R4039	1-216-799-11	METAL CHIP	15	5%	1/10W	R4181	1-216-864-11	SHORT CHIP	0		
R4040	1-216-799-11	METAL CHIP	15	5%	1/10W	R4183	1-216-809-11	METAL CHIP	100	5%	1/10W
R4041	1-216-295-91	SHORT CHIP	0			R4194	1-216-864-11	SHORT CHIP	0		
R4042	1-216-295-91	SHORT CHIP	0			R4195	1-216-864-11	SHORT CHIP	0		
R4043	1-216-295-91	SHORT CHIP	0			R4198	1-216-864-11	SHORT CHIP	0		
R4044	1-216-295-91	SHORT CHIP	0			R4199	1-216-864-11	SHORT CHIP	0		
R4045	1-216-295-91	SHORT CHIP	0			R4205	1-216-864-11	SHORT CHIP	0		
R4046	1-216-847-11	METAL CHIP	150K	5%	1/10W	R4206	1-216-864-11	SHORT CHIP	0		
R4047	1-216-839-11	METAL CHIP	33K	5%	1/10W	R4209	1-216-833-11	METAL CHIP	10K	5%	1/10W
R4101	1-216-864-11	SHORT CHIP	0			R4301	1-218-867-11	METAL CHIP	6.8K	0.5%	1/10W
R4102	1-216-864-11	SHORT CHIP	0			R4302	1-218-867-11	METAL CHIP	6.8K	0.5%	1/10W
R4103	1-216-864-11	SHORT CHIP	0			R4303	1-218-867-11	METAL CHIP	6.8K	0.5%	1/10W
R4108	1-216-864-11	SHORT CHIP	0			R4304	1-218-873-11	METAL CHIP	12K	0.5%	1/10W
R4113	1-216-864-11	SHORT CHIP	0			R4305	1-216-821-11	METAL CHIP	1K	5%	1/10W
R4114	1-216-864-11	SHORT CHIP	0			R4306	1-216-864-11	SHORT CHIP	0		
R4115	1-216-864-11	SHORT CHIP	0			R4307	1-216-864-11	SHORT CHIP	0		
R4116	1-216-864-11	SHORT CHIP	0			R4308	1-216-841-11	METAL CHIP	47K	5%	1/10W
R4117	1-216-864-11	SHORT CHIP	0			R4309	1-216-841-11	METAL CHIP	47K	5%	1/10W
R4118	1-216-864-11	SHORT CHIP	0			R4312	1-216-821-11	METAL CHIP	1K	5%	1/10W
R4119	1-216-864-11	SHORT CHIP	0			R4313	1-218-747-11	METAL CHIP	200K	0.5%	1/10W
R4120	1-216-864-11	SHORT CHIP	0			R4314	1-216-833-11	METAL CHIP	10K	5%	1/10W
R4121	1-216-864-11	SHORT CHIP	0			R4315	1-216-833-11	METAL CHIP	10K	5%	1/10W
R4122	1-216-864-11	SHORT CHIP	0			R4316	1-216-833-11	METAL CHIP	10K	5%	1/10W
R4124	1-216-809-11	METAL CHIP	100	5%	1/10W	R4317	1-216-833-11	METAL CHIP	10K	5%	1/10W
R4125	1-216-815-11	METAL CHIP	330	5%	1/10W	R4318	1-216-829-11	METAL CHIP	4.7K	5%	1/10W
R4127	1-216-864-11	SHORT CHIP	0			R4319	1-216-829-11	METAL CHIP	4.7K	5%	1/10W
R4128	1-216-805-11	METAL CHIP	47	5%	1/10W	R4320	1-216-833-11	METAL CHIP	10K	5%	1/10W
R4129	1-216-809-11	METAL CHIP	100	5%	1/10W	R4321	1-216-829-11	METAL CHIP	4.7K	5%	1/10W
R4131	1-216-835-11	METAL CHIP	15K	5%	1/10W	R4322	1-216-853-11	METAL CHIP	470K	5%	1/10W
R4133	1-216-829-11	METAL CHIP	4.7K	5%	1/10W	R4323	1-216-853-11	METAL CHIP	470K	5%	1/10W
R4136	1-216-864-11	SHORT CHIP	0			R4324	1-216-825-11	METAL CHIP	2.2K	5%	1/10W
R4138	1-216-829-11	METAL CHIP	4.7K	5%	1/10W	R4325	1-216-825-11	METAL CHIP	2.2K	5%	1/10W
R4140	1-216-835-11	METAL CHIP	15K	5%	1/10W	R4326	1-216-829-11	METAL CHIP	4.7K	5%	1/10W
R4143	1-216-838-11	METAL CHIP	27K	5%	1/10W	R4327	1-216-841-11	METAL CHIP	47K	5%	1/10W

REF.NO.	PART.NO	DESCRIPTION	REMARK			REF.NO.	PART.NO	DESCRIPTION	REMARK		
R4328	1-216-833-11	METAL CHIP	10K	5%	1/10W	R4425	1-216-809-11	METAL CHIP	100	5%	1/10W
R4329	1-216-841-11	METAL CHIP	47K	5%	1/10W	R4426	1-216-809-11	METAL CHIP	100	5%	1/10W
R4330	1-216-825-11	METAL CHIP	2.2K	5%	1/10W	R4427	1-216-809-11	METAL CHIP	100	5%	1/10W
R4331	1-216-825-11	METAL CHIP	2.2K	5%	1/10W	R4428	1-216-864-11	SHORT CHIP	0		
R4332	1-216-833-11	METAL CHIP	10K	5%	1/10W	R4429	1-216-809-11	METAL CHIP	100	5%	1/10W
R4333	1-216-833-11	METAL CHIP	10K	5%	1/10W	R4430	1-216-809-11	METAL CHIP	100	5%	1/10W
R4334	1-216-822-11	METAL CHIP	1.2K	5%	1/10W	R4431	1-216-809-11	METAL CHIP	100	5%	1/10W
R4335	1-216-823-11	METAL CHIP	1.5K	5%	1/10W	R4432	1-216-809-11	METAL CHIP	100	5%	1/10W
R4336	1-216-823-11	METAL CHIP	1.5K	5%	1/10W	R4433	1-216-809-11	METAL CHIP	100	5%	1/10W
R4337	1-216-822-11	METAL CHIP	1.2K	5%	1/10W	R4434	1-216-809-11	METAL CHIP	100	5%	1/10W
R4338	1-216-823-11	METAL CHIP	1.5K	5%	1/10W	R4435	1-216-809-11	METAL CHIP	100	5%	1/10W
R4339	1-216-823-11	METAL CHIP	1.5K	5%	1/10W	R4436	1-216-809-11	METAL CHIP	100	5%	1/10W
R4340	1-216-822-11	METAL CHIP	1.2K	5%	1/10W	R4437	1-216-864-11	SHORT CHIP	0		
R4341	1-216-823-11	METAL CHIP	1.5K	5%	1/10W	R4438	1-216-829-11	METAL CHIP	4.7K	5%	1/10W
R4342	1-216-823-11	METAL CHIP	1.5K	5%	1/10W	R4439	1-216-817-11	METAL CHIP	470	5%	1/10W
R4343	1-216-822-11	METAL CHIP	1.2K	5%	1/10W	R4440	1-216-809-11	METAL CHIP	100	5%	1/10W
R4344	1-216-823-11	METAL CHIP	1.5K	5%	1/10W	R4441	1-216-809-11	METAL CHIP	100	5%	1/10W
R4345	1-216-823-11	METAL CHIP	1.5K	5%	1/10W	R4442	1-216-809-11	METAL CHIP	100	5%	1/10W
R4346	1-216-864-11	SHORT CHIP	0			R4444	1-216-809-11	METAL CHIP	100	5%	1/10W
R4348	1-216-837-11	METAL CHIP	22K	5%	1/10W	R4445	1-216-809-11	METAL CHIP	100	5%	1/10W
R4349	1-216-829-11	METAL CHIP	4.7K	5%	1/10W	R4446	1-216-809-11	METAL CHIP	100	5%	1/10W
R4351	1-216-838-11	METAL CHIP	27K	5%	1/10W	R4447	1-216-809-11	METAL CHIP	100	5%	1/10W
R4353	1-218-877-11	METAL CHIP	18K	0.5%	1/10W	R4448	1-216-809-11	METAL CHIP	100	5%	1/10W
R4354	1-216-841-11	METAL CHIP	47K	5%	1/10W	R4449	1-218-725-11	METAL CHIP	24K	0.5%	1/10W
R4360	1-216-864-11	SHORT CHIP	0			R4450	1-216-809-11	METAL CHIP	100	5%	1/10W
R4366	1-216-837-11	METAL CHIP	22K	5%	1/10W	R4451	1-216-809-11	METAL CHIP	100	5%	1/10W
R4367	1-216-829-11	METAL CHIP	4.7K	5%	1/10W	R4452	1-216-809-11	METAL CHIP	100	5%	1/10W
R4368	1-216-841-11	METAL CHIP	47K	5%	1/10W	R4453	1-216-809-11	METAL CHIP	100	5%	1/10W
R4371	1-216-821-11	METAL CHIP	1K	5%	1/10W	R4454	1-216-809-11	METAL CHIP	100	5%	1/10W
R4372	1-216-841-11	METAL CHIP	47K	5%	1/10W	R4455	1-216-809-11	METAL CHIP	100	5%	1/10W
R4373	1-216-841-11	METAL CHIP	47K	5%	1/10W	R4456	1-216-809-11	METAL CHIP	100	5%	1/10W
R4375	1-216-821-11	METAL CHIP	1K	5%	1/10W	R4457	1-216-809-11	METAL CHIP	100	5%	1/10W
R4376	1-216-825-11	METAL CHIP	2.2K	5%	1/10W	R4458	1-216-809-11	METAL CHIP	100	5%	1/10W
R4377	1-216-833-11	METAL CHIP	10K	5%	1/10W	R4459	1-216-809-11	METAL CHIP	100	5%	1/10W
R4403	1-216-864-11	SHORT CHIP	0			R4460	1-216-809-11	METAL CHIP	100	5%	1/10W
R4404	1-216-864-11	SHORT CHIP	0			R4461	1-216-809-11	METAL CHIP	100	5%	1/10W
R4409	1-216-825-11	METAL CHIP	2.2K	5%	1/10W	R4462	1-216-809-11	METAL CHIP	100	5%	1/10W
R4410	1-216-845-11	METAL CHIP	100K	5%	1/10W	R4463	1-216-809-11	METAL CHIP	100	5%	1/10W
R4411	1-216-845-11	METAL CHIP	100K	5%	1/10W	R4464	1-216-809-11	METAL CHIP	100	5%	1/10W
R4412	1-216-829-11	METAL CHIP	4.7K	5%	1/10W	R4465	1-216-809-11	METAL CHIP	100	5%	1/10W
R4413	1-216-809-11	METAL CHIP	100	5%	1/10W	R4466	1-216-025-11	RES-CHIP	100	5%	1/10W
R4414	1-216-825-11	METAL CHIP	2.2K	5%	1/10W	R4467	1-216-803-11	METAL CHIP	33	5%	1/10W
R4415	1-216-833-11	METAL CHIP	10K	5%	1/10W	R4468	1-216-833-11	METAL CHIP	10K	5%	1/10W
R4416	1-216-809-11	METAL CHIP	100	5%	1/10W	R4469	1-216-803-11	METAL CHIP	33	5%	1/10W
R4417	1-216-829-11	METAL CHIP	4.7K	5%	1/10W	R4470	1-216-803-11	METAL CHIP	33	5%	1/10W
R4418	1-216-821-11	METAL CHIP	1K	5%	1/10W	R4471	1-216-809-11	METAL CHIP	100	5%	1/10W
R4419	1-216-809-11	METAL CHIP	100	5%	1/10W	R4472	1-216-810-11	METAL CHIP	120	5%	1/10W
R4421	1-216-809-11	METAL CHIP	100	5%	1/10W	R4473	1-216-809-11	METAL CHIP	100	5%	1/10W
R4423	1-216-809-11	METAL CHIP	100	5%	1/10W	R4474	1-216-833-11	METAL CHIP	10K	5%	1/10W
R4424	1-216-864-11	SHORT CHIP	0			R4475	1-216-841-11	METAL CHIP	47K	5%	1/10W

REF.NO.	PART.NO	DESCRIPTION	REMARK			REF.NO.	PART.NO	DESCRIPTION	REMARK		
R4476	1-216-810-11	METAL CHIP	120	5%	1/10W	R4628	1-216-834-11	METAL CHIP	12K	5%	1/10W
R4477	1-216-833-11	METAL CHIP	10K	5%	1/10W	R4629	1-216-809-11	METAL CHIP	100	5%	1/10W
R4478	1-216-809-11	METAL CHIP	100	5%	1/10W	R4630	1-216-853-11	METAL CHIP	470K	5%	1/10W
R4479	1-216-809-11	METAL CHIP	100	5%	1/10W	R4631	1-216-853-11	METAL CHIP	470K	5%	1/10W
R4480	1-216-809-11	METAL CHIP	100	5%	1/10W	R4632	1-216-813-11	METAL CHIP	220	5%	1/10W
R4481	1-216-809-11	METAL CHIP	100	5%	1/10W	R4633	1-216-813-11	METAL CHIP	220	5%	1/10W
R4482	1-216-809-11	METAL CHIP	100	5%	1/10W	R4634	1-216-813-11	METAL CHIP	220	5%	1/10W
R4483	1-216-809-11	METAL CHIP	100	5%	1/10W	R4635	1-216-825-11	METAL CHIP	2.2K	5%	1/10W
R4484	1-216-809-11	METAL CHIP	100	5%	1/10W	R4636	1-216-825-11	METAL CHIP	2.2K	5%	1/10W
R4485	1-216-864-11	SHORT CHIP	0			R4637	1-216-809-11	METAL CHIP	100	5%	1/10W
R4486	1-216-809-11	METAL CHIP	100	5%	1/10W	R4638	1-216-813-11	METAL CHIP	220	5%	1/10W
R4487	1-216-810-11	METAL CHIP	120	5%	1/10W	R4639	1-216-813-11	METAL CHIP	220	5%	1/10W
R4488	1-216-833-11	METAL CHIP	10K	5%	1/10W	R4640	1-216-813-11	METAL CHIP	220	5%	1/10W
R4489	1-216-833-11	METAL CHIP	10K	5%	1/10W	R4642	1-216-864-11	SHORT CHIP	0		
R4490	1-216-833-11	METAL CHIP	10K	5%	1/10W	R4643	1-216-864-11	SHORT CHIP	0		
R4491	1-216-833-11	METAL CHIP	10K	5%	1/10W	R4644	1-216-864-11	SHORT CHIP	0		
R4492	1-216-833-11	METAL CHIP	10K	5%	1/10W	R4645	1-216-825-11	METAL CHIP	2.2K	5%	1/10W
R4493	1-216-833-11	METAL CHIP	10K	5%	1/10W	R4646	1-216-825-11	METAL CHIP	2.2K	5%	1/10W
R4494	1-216-829-11	METAL CHIP	4.7K	5%	1/10W	R4651	1-216-813-11	METAL CHIP	220	5%	1/10W
R4497	1-216-809-11	METAL CHIP	100	5%	1/10W	R4652	1-216-813-11	METAL CHIP	220	5%	1/10W
R4503	1-216-809-11	METAL CHIP	100	5%	1/10W	R4653	1-216-813-11	METAL CHIP	220	5%	1/10W
R4504	1-216-809-11	METAL CHIP	100	5%	1/10W	R4654	1-216-813-11	METAL CHIP	220	5%	1/10W
R4507	1-216-809-11	METAL CHIP	100	5%	1/10W	R4655	1-216-813-11	METAL CHIP	220	5%	1/10W
R4601	1-216-813-11	METAL CHIP	220	5%	1/10W	R4656	1-216-813-11	METAL CHIP	220	5%	1/10W
R4602	1-216-813-11	METAL CHIP	220	5%	1/10W	R4657	1-216-813-11	METAL CHIP	220	5%	1/10W
R4603	1-216-813-11	METAL CHIP	220	5%	1/10W	R4658	1-216-814-11	METAL CHIP	270	5%	1/10W
R4604	1-216-813-11	METAL CHIP	220	5%	1/10W	R4659	1-216-815-11	METAL CHIP	330	5%	1/10W
R4605	1-216-813-11	METAL CHIP	220	5%	1/10W	R4660	1-216-814-11	METAL CHIP	270	5%	1/10W
R4606	1-216-813-11	METAL CHIP	220	5%	1/10W	R4661	1-216-815-11	METAL CHIP	330	5%	1/10W
R4607	1-216-813-11	METAL CHIP	220	5%	1/10W	R4662	1-218-285-11	METAL CHIP	75	5%	1/10W
R4608	1-216-814-11	METAL CHIP	270	5%	1/10W	R4663	1-216-809-11	METAL CHIP	100	5%	1/10W
R4609	1-216-815-11	METAL CHIP	330	5%	1/10W	R4664	1-216-837-11	METAL CHIP	22K	5%	1/10W
R4610	1-216-814-11	METAL CHIP	270	5%	1/10W	R4665	1-216-841-11	METAL CHIP	47K	5%	1/10W
R4611	1-216-815-11	METAL CHIP	330	5%	1/10W	R4666	1-216-853-11	METAL CHIP	470K	5%	1/10W
R4612	1-218-285-11	METAL CHIP	75	5%	1/10W	R4667	1-216-841-11	METAL CHIP	47K	5%	1/10W
R4613	1-216-809-11	METAL CHIP	100	5%	1/10W	R4668	1-216-853-11	METAL CHIP	470K	5%	1/10W
R4614	1-216-837-11	METAL CHIP	22K	5%	1/10W	R4669	1-216-809-11	METAL CHIP	100	5%	1/10W
R4615	1-216-815-11	METAL CHIP	330	5%	1/10W	R4670	1-216-809-11	METAL CHIP	100	5%	1/10W
R4616	1-216-815-11	METAL CHIP	330	5%	1/10W	R4671	1-216-809-11	METAL CHIP	100	5%	1/10W
R4617	1-216-841-11	METAL CHIP	47K	5%	1/10W	R4672	1-216-809-11	METAL CHIP	100	5%	1/10W
R4618	1-216-853-11	METAL CHIP	470K	5%	1/10W	R4673	1-216-834-11	METAL CHIP	12K	5%	1/10W
R4619	1-216-841-11	METAL CHIP	47K	5%	1/10W	R4674	1-216-809-11	METAL CHIP	100	5%	1/10W
R4620	1-216-853-11	METAL CHIP	470K	5%	1/10W	R4675	1-216-825-11	METAL CHIP	2.2K	5%	1/10W
R4621	1-216-809-11	METAL CHIP	100	5%	1/10W	R4676	1-216-825-11	METAL CHIP	2.2K	5%	1/10W
R4622	1-216-809-11	METAL CHIP	100	5%	1/10W	R4677	1-216-809-11	METAL CHIP	100	5%	1/10W
R4623	1-216-809-11	METAL CHIP	100	5%	1/10W	R4678	1-216-809-11	METAL CHIP	100	5%	1/10W
R4624	1-216-809-11	METAL CHIP	100	5%	1/10W	R4680	1-216-815-11	METAL CHIP	330	5%	1/10W
R4625	1-216-813-11	METAL CHIP	220	5%	1/10W	R4681	1-216-815-11	METAL CHIP	330	5%	1/10W
R4626	1-216-813-11	METAL CHIP	220	5%	1/10W	R4683	1-216-841-11	METAL CHIP	47K	5%	1/10W
R4627	1-216-813-11	METAL CHIP	220	5%	1/10W	R4684	1-216-841-11	METAL CHIP	47K	5%	1/10W

REF.NO.	PART.NO	DESCRIPTION	REMARK			REF.NO.	PART.NO	DESCRIPTION	REMARK		
R4686	1-216-809-11	METAL CHIP	100	5%	1/10W	R4739	1-216-813-11	METAL CHIP	220	5%	1/10W
R4687	1-216-809-11	METAL CHIP	100	5%	1/10W	R4740	1-216-813-11	METAL CHIP	220	5%	1/10W
R4688	1-216-864-11	SHORT CHIP	0			R4741	1-216-813-11	METAL CHIP	220	5%	1/10W
R4689	1-216-853-11	METAL CHIP	470K	5%	1/10W	R4742	1-216-813-11	METAL CHIP	220	5%	1/10W
R4690	1-216-853-11	METAL CHIP	470K	5%	1/10W	R4743	1-216-813-11	METAL CHIP	220	5%	1/10W
R4692	1-216-813-11	METAL CHIP	220	5%	1/10W	R4744	1-216-813-11	METAL CHIP	220	5%	1/10W
R4693	1-216-813-11	METAL CHIP	220	5%	1/10W	R4745	1-216-813-11	METAL CHIP	220	5%	1/10W
R4694	1-216-813-11	METAL CHIP	220	5%	1/10W	R4746	1-216-813-11	METAL CHIP	220	5%	1/10W
R4695	1-216-813-11	METAL CHIP	220	5%	1/10W	R4747	1-216-813-11	METAL CHIP	220	5%	1/10W
R4696	1-216-813-11	METAL CHIP	220	5%	1/10W	R4748	1-216-813-11	METAL CHIP	220	5%	1/10W
R4697	1-216-813-11	METAL CHIP	220	5%	1/10W	R4749	1-216-813-11	METAL CHIP	220	5%	1/10W
R4698	1-216-813-11	METAL CHIP	220	5%	1/10W	R4750	1-216-813-11	METAL CHIP	220	5%	1/10W
R4699	1-216-814-11	METAL CHIP	270	5%	1/10W	R4751	1-216-813-11	METAL CHIP	220	5%	1/10W
R4700	1-216-815-11	METAL CHIP	330	5%	1/10W	R4752	1-216-813-11	METAL CHIP	220	5%	1/10W
R4701	1-216-814-11	METAL CHIP	270	5%	1/10W	R4753	1-218-285-11	METAL CHIP	75	5%	1/10W
R4702	1-216-815-11	METAL CHIP	330	5%	1/10W	R4754	1-218-285-11	METAL CHIP	75	5%	1/10W
R4703	1-216-809-11	METAL CHIP	100	5%	1/10W	R4755	1-218-285-11	METAL CHIP	75	5%	1/10W
R4704	1-216-837-11	METAL CHIP	22K	5%	1/10W	R4759	1-216-864-11	SHORT CHIP	0		
R4705	1-216-841-11	METAL CHIP	47K	5%	1/10W	R4760	1-216-864-11	SHORT CHIP	0		
R4706	1-216-853-11	METAL CHIP	470K	5%	1/10W	R4761	1-216-864-11	SHORT CHIP	0		
R4707	1-216-841-11	METAL CHIP	47K	5%	1/10W	R4762	1-216-864-11	SHORT CHIP	0		
R4708	1-216-853-11	METAL CHIP	470K	5%	1/10W	R4763	1-216-864-11	SHORT CHIP	0		
R4709	1-216-809-11	METAL CHIP	100	5%	1/10W	R4766	1-216-864-11	SHORT CHIP	0		
R4710	1-218-285-11	METAL CHIP	75	5%	1/10W	R4767	1-216-864-11	SHORT CHIP	0		
R4711	1-216-809-11	METAL CHIP	100	5%	1/10W	R4768	1-216-864-11	SHORT CHIP	0		
R4712	1-216-809-11	METAL CHIP	100	5%	1/10W	R4769	1-216-864-11	SHORT CHIP	0		
R4713	1-216-809-11	METAL CHIP	100	5%	1/10W	R4770	1-216-864-11	SHORT CHIP	0		
R4714	1-216-834-11	METAL CHIP	12K	5%	1/10W	R4771	1-216-864-11	SHORT CHIP	0		
R4715	1-216-809-11	METAL CHIP	100	5%	1/10W	R4772	1-216-864-11	SHORT CHIP	0		
R4716	1-216-809-11	METAL CHIP	100	5%	1/10W	R4773	1-216-864-11	SHORT CHIP	0		
R4717	1-216-825-11	METAL CHIP	2.2K	5%	1/10W	R4776	1-216-864-11	SHORT CHIP	0		
R4718	1-216-825-11	METAL CHIP	2.2K	5%	1/10W	R4777	1-216-864-11	SHORT CHIP	0		
R4719	1-216-845-11	METAL CHIP	100K	5%	1/10W	R4778	1-216-864-11	SHORT CHIP	0		
R4721	1-216-864-11	SHORT CHIP	0			R4801	1-218-847-11	METAL CHIP	1K	0.5%	1/10W
R4722	1-216-864-11	SHORT CHIP	0			R4802	1-218-847-11	METAL CHIP	1K	0.5%	1/10W
R4723	1-216-864-11	SHORT CHIP	0			R4803	1-216-857-11	METAL CHIP	1M	5%	1/10W
R4724	1-216-864-11	SHORT CHIP	0			R4804	1-216-857-11	METAL CHIP	1M	5%	1/10W
R4725	1-216-864-11	SHORT CHIP	0			R4805	1-216-821-11	METAL CHIP	1K	5%	1/10W
R4727	1-216-864-11	SHORT CHIP	0			R4806	1-216-857-11	METAL CHIP	1M	5%	1/10W
R4728	1-216-864-11	SHORT CHIP	0			R4807	1-211-990-11	METAL CHIP	75	0.5%	1/10W
R4729	1-216-813-11	METAL CHIP	220	5%	1/10W	R4808	1-211-990-11	METAL CHIP	75	0.5%	1/10W
R4730	1-216-813-11	METAL CHIP	220	5%	1/10W	R4809	1-211-990-11	METAL CHIP	75	0.5%	1/10W
R4731	1-216-813-11	METAL CHIP	220	5%	1/10W	R4811	1-216-817-11	METAL CHIP	470	5%	1/10W
R4732	1-216-813-11	METAL CHIP	220	5%	1/10W	R4812	1-216-817-11	METAL CHIP	470	5%	1/10W
R4733	1-216-813-11	METAL CHIP	220	5%	1/10W	R4815	1-216-809-11	METAL CHIP	100	5%	1/10W
R4734	1-216-813-11	METAL CHIP	220	5%	1/10W	R4816	1-216-817-11	METAL CHIP	470	5%	1/10W
R4735	1-216-813-11	METAL CHIP	220	5%	1/10W	R4817	1-216-817-11	METAL CHIP	470	5%	1/10W
R4736	1-216-813-11	METAL CHIP	220	5%	1/10W	R4818	1-216-817-11	METAL CHIP	470	5%	1/10W
R4737	1-216-813-11	METAL CHIP	220	5%	1/10W	R4819	1-216-817-11	METAL CHIP	470	5%	1/10W
R4738	1-216-813-11	METAL CHIP	220	5%	1/10W	R4820	1-216-809-11	METAL CHIP	100	5%	1/10W

REF.NO.	PART.NO	DESCRIPTION	REMARK			REF.NO.	PART.NO	DESCRIPTION	REMARK		
R4821	1-216-817-11	METAL CHIP	470	5%	1/10W	R4929	1-216-809-11	METAL CHIP	100	5%	1/10W
R4822	1-218-847-11	METAL CHIP	1K	0.5%	1/10W	R4930	1-216-809-11	METAL CHIP	100	5%	1/10W
R4824	1-216-864-11	SHORT CHIP	0			R4931	1-216-853-11	METAL CHIP	470K	5%	1/10W
R4835	1-216-864-11	SHORT CHIP	0			R4932	1-218-743-11	METAL CHIP	130K	0.5%	1/10W
R4845	1-216-809-11	METAL CHIP	100	5%	1/10W	R4933	1-216-864-11	SHORT CHIP	0		
R4846	1-216-809-11	METAL CHIP	100	5%	1/10W	R4936	1-216-864-11	SHORT CHIP	0		
R4847	1-216-809-11	METAL CHIP	100	5%	1/10W	R4938	1-249-411-11	CARBON	330	5%	1/4W
R4848	1-218-285-11	METAL CHIP	75	5%	1/10W	R4939	1-216-829-11	METAL CHIP	4.7K	5%	1/10W
R4849	1-218-285-11	METAL CHIP	75	5%	1/10W	R4941	1-216-853-11	METAL CHIP	470K	5%	1/10W
R4850	1-216-813-11	METAL CHIP	220	5%	1/10W	R4942	1-216-853-11	METAL CHIP	470K	5%	1/10W
R4851	1-218-285-11	METAL CHIP	75	5%	1/10W	R4943	1-216-833-11	METAL CHIP	10K	5%	1/10W
R4852	1-216-813-11	METAL CHIP	220	5%	1/10W	R4944	1-216-864-11	SHORT CHIP	0		
R4853	1-218-285-11	METAL CHIP	75	5%	1/10W	R4945	1-218-836-11	METAL CHIP	360	0.5%	1/10W
R4854	1-216-864-11	SHORT CHIP	0			R4946	1-216-850-11	METAL CHIP	270K	5%	1/10W
R4855	1-216-809-11	METAL CHIP	100	5%	1/10W	R4947	1-216-821-11	METAL CHIP	1K	5%	1/10W
R4856	1-216-809-11	METAL CHIP	100	5%	1/10W	R4948	1-216-833-11	METAL CHIP	10K	5%	1/10W
R4857	1-216-809-11	METAL CHIP	100	5%	1/10W	R4949	1-216-821-11	METAL CHIP	1K	5%	1/10W
R4858	1-216-809-11	METAL CHIP	100	5%	1/10W	R4951	1-216-295-91	SHORT CHIP	0		
R4859	1-216-809-11	METAL CHIP	100	5%	1/10W	R4952	1-216-821-11	METAL CHIP	1K	5%	1/10W
R4860	1-216-809-11	METAL CHIP	100	5%	1/10W	R4953	1-216-809-11	METAL CHIP	100	5%	1/10W
R4861	1-216-817-11	METAL CHIP	470	5%	1/10W	R4954	1-216-864-11	SHORT CHIP	0		
R4862	1-218-285-11	METAL CHIP	75	5%	1/10W	R4955	1-216-864-11	SHORT CHIP	0		
R4863	1-216-805-11	METAL CHIP	47	5%	1/10W	R5100	1-216-864-11	SHORT CHIP	0		
R4864	1-216-805-11	METAL CHIP	47	5%	1/10W	R5101	1-216-864-11	SHORT CHIP	0		
R4865	1-216-809-11	METAL CHIP	100	5%	1/10W	R5102	1-216-864-11	SHORT CHIP	0		
R4866	1-216-809-11	METAL CHIP	100	5%	1/10W	R5103	1-216-864-11	SHORT CHIP	0		
R4868	1-216-809-11	METAL CHIP	100	5%	1/10W	R5104	1-216-864-11	SHORT CHIP	0		
R4869	1-216-817-11	METAL CHIP	470	5%	1/10W	R5105	1-216-864-11	SHORT CHIP	0		
R4870	1-216-809-11	METAL CHIP	100	5%	1/10W	R5106	1-216-864-11	SHORT CHIP	0		
R4871	1-216-817-11	METAL CHIP	470	5%	1/10W	R5107	1-216-864-11	SHORT CHIP	0		
R4872	1-216-817-11	METAL CHIP	470	5%	1/10W	R5108	1-216-864-11	SHORT CHIP	0		
R4874	1-218-871-11	METAL CHIP	10K	0.5%	1/10W	R5109	1-216-864-11	SHORT CHIP	0		
R4876	1-216-864-11	SHORT CHIP	0			R5110	1-216-864-11	SHORT CHIP	0		
R4877	1-216-797-11	METAL CHIP	10	5%	1/10W	R5118	1-216-864-11	SHORT CHIP	0		
R4887	1-216-809-11	METAL CHIP	100	5%	1/10W	R5119	1-216-864-11	SHORT CHIP	0		
R4888	1-216-809-11	METAL CHIP	100	5%	1/10W	R5120	1-216-845-11	METAL CHIP	100K	5%	1/10W
R4889	1-216-809-11	METAL CHIP	100	5%	1/10W	R5202	1-216-819-11	METAL CHIP	680	5%	1/10W
R4890	1-216-809-11	METAL CHIP	100	5%	1/10W	R5203	1-216-819-11	METAL CHIP	680	5%	1/10W
R4891	1-216-819-11	METAL CHIP	680	5%	1/10W	R5204	1-216-819-11	METAL CHIP	680	5%	1/10W
R4892	1-216-827-11	METAL CHIP	3.3K	5%	1/10W	R5205	1-216-819-11	METAL CHIP	680	5%	1/10W
R4897	1-216-833-11	METAL CHIP	10K	5%	1/10W	R5206	1-216-809-11	METAL CHIP	100	5%	1/10W
R4898	1-216-833-11	METAL CHIP	10K	5%	1/10W	R5207	1-216-809-11	METAL CHIP	100	5%	1/10W
R4901	1-216-821-11	METAL CHIP	1K	5%	1/10W	R5209	1-216-819-11	METAL CHIP	680	5%	1/10W
R4904	1-216-805-11	METAL CHIP	47	5%	1/10W	R5210	1-216-819-11	METAL CHIP	680	5%	1/10W
R4905	1-216-295-91	SHORT CHIP	0			R5211	1-216-295-91	SHORT CHIP	0		
R4907	1-216-825-11	METAL CHIP	2.2K	5%	1/10W	R5212	1-216-821-11	METAL CHIP	1K	5%	1/10W
R4921	1-216-836-11	METAL CHIP	18K	5%	1/10W	R5213	1-216-809-11	METAL CHIP	100	5%	1/10W
R4923	1-216-864-11	SHORT CHIP	0			R5216	1-216-809-11	METAL CHIP	100	5%	1/10W
R4925	1-218-836-11	METAL CHIP	360	0.5%	1/10W	R5217	1-216-821-11	METAL CHIP	1K	5%	1/10W
R4926	1-216-809-11	METAL CHIP	100	5%	1/10W	R5218	1-216-825-11	METAL CHIP	2.2K	5%	1/10W

REF.NO.	PART.NO	DESCRIPTION	REMARK	REF.NO.	PART.NO	DESCRIPTION	REMARK
R5219	1-216-825-11	METAL CHIP	2.2K 5% 1/10W	X4401	1-767-654-21	VIBRATOR, CRYSTAL	
R5221	1-216-809-11	METAL CHIP	100 5% 1/10W	X4801	1-813-124-21	VIBRATOR, CERAMIC	
R5223	1-216-841-11	METAL CHIP	47K 5% 1/10W	X4802	1-813-604-21	VIBRATOR, CERAMIC	
R5225	1-216-809-11	METAL CHIP	100 5% 1/10W	A2 Board Variant Parts KDL-V32A10E			
R5226	1-216-809-11	METAL CHIP	100 5% 1/10W	< CAPACITOR >			
R5227	1-216-821-11	METAL CHIP	1K 5% 1/10W	C4810	NOT FITTED		
R5228	1-216-821-11	METAL CHIP	1K 5% 1/10W	C4812	NOT FITTED		
R5230	1-216-821-11	METAL CHIP	1K 5% 1/10W	C4813	NOT FITTED		
R5233	1-216-821-11	METAL CHIP	1K 5% 1/10W	C4847	NOT FITTED		
R5234	1-216-821-11	METAL CHIP	1K 5% 1/10W	C4848	NOT FITTED		
R5235	1-216-825-11	METAL CHIP	2.2K 5% 1/10W	C4849	NOT FITTED		
R5236	1-216-809-11	METAL CHIP	100 5% 1/10W	C5101	NOT FITTED		
R5237	1-216-825-11	METAL CHIP	2.2K 5% 1/10W	C5102	NOT FITTED		
R5240	1-216-841-11	METAL CHIP	47K 5% 1/10W	C5105	NOT FITTED		
R5241	1-216-809-11	METAL CHIP	100 5% 1/10W	C5106	NOT FITTED		
R5242	1-216-809-11	METAL CHIP	100 5% 1/10W	C5107	NOT FITTED		
R5243	1-216-841-11	METAL CHIP	47K 5% 1/10W	< CONNECTOR >			
R5246	1-216-821-11	METAL CHIP	1K 5% 1/10W	CN5105	NOT FITTED		
R5248	1-216-821-11	METAL CHIP	1K 5% 1/10W	CN5106	NOT FITTED		
R5249	1-216-815-11	METAL CHIP	330 5% 1/10W	CN5107	NOT FITTED		
R5250	1-216-809-11	METAL CHIP	100 5% 1/10W	< FERRITE BEAD >			
R5251	1-216-864-11	SHORT CHIP	0	FB5109	NOT FITTED		
< TUNER >				FB5110	NOT FITTED		
TU4920	8-597-993-00	TUNER, FSS BTF-EF412Z		FB5111	NOT FITTED		
< VARISTOR >				< IC >			
VD4301	1-801-925-21	VARISTOR, CHIP	(1608)	IC4801	NOT FITTED		
VD4302	1-801-925-21	VARISTOR, CHIP	(1608)	< COIL >			
VD4601	1-803-974-21	VARISTOR, CHIP	(1608)	L5205	NOT FITTED		
VD4602	1-803-974-21	VARISTOR, CHIP	(1608)	< TRANSISTOR >			
VD4603	1-803-974-21	VARISTOR, CHIP	(1608)	Q5204	NOT FITTED		
VD4604	1-801-925-21	VARISTOR, CHIP	(1608)	< RESISTOR >			
VD4605	1-801-925-21	VARISTOR, CHIP	(1608)	R4825	1-216-864-11	SHORT CHIP	0
VD4606	1-803-974-21	VARISTOR, CHIP	(1608)	R4826	1-216-864-11	SHORT CHIP	0
VD4607	1-803-974-21	VARISTOR, CHIP	(1608)	R4827	1-216-864-11	SHORT CHIP	0
VD4608	1-803-974-21	VARISTOR, CHIP	(1608)	R5002	NOT FITTED		
VD4609	1-803-974-21	VARISTOR, CHIP	(1608)	R5113	NOT FITTED		
VD4610	1-803-974-21	VARISTOR, CHIP	(1608)	R5114	NOT FITTED		
VD4611	1-803-974-21	VARISTOR, CHIP	(1608)	R5115	NOT FITTED		
VD4612	1-803-974-21	VARISTOR, CHIP	(1608)	R5117	NOT FITTED		
VD4613	1-803-974-21	VARISTOR, CHIP	(1608)	R5122	NOT FITTED		
VD4614	1-803-974-21	VARISTOR, CHIP	(1608)	R5123	NOT FITTED		
VD4615	1-803-974-21	VARISTOR, CHIP	(1608)	< CRYSTAL >			
VD4616	1-803-974-21	VARISTOR, CHIP	(1608)	X4101	1-795-612-11	VIBRATOR, CRYSTAL	
VD4617	1-803-974-21	VARISTOR, CHIP	(1608)				

REF.NO.	PART.NO	DESCRIPTION	REMARK	REF.NO.	PART.NO	DESCRIPTION	REMARK
R5124	NOT FITTED			R4826	NOT FITTED		
R5130	NOT FITTED			R4827	NOT FITTED		
R5131	1-216-864-11	SHORT CHIP	0	R5002	1-216-864-11	SHORT CHIP	0
R5134	NOT FITTED			R5113	1-216-864-11	SHORT CHIP	0
R5135	1-216-864-11	SHORT CHIP	0	R5114	1-216-864-11	SHORT CHIP	0
R5214	1-216-864-11	SHORT CHIP	0	R5115	1-216-864-11	SHORT CHIP	0
R5215	1-216-864-11	SHORT CHIP	0	R5117	1-216-864-11	SHORT CHIP	0
R5222	1-216-864-11	SHORT CHIP	0	R5122	1-216-864-11	SHORT CHIP	0
R5224	NOT FITTED			R5123	1-216-864-11	SHORT CHIP	0
R5229	NOT FITTED			R5124	1-216-864-11	SHORT CHIP	0
R5232	NOT FITTED			R5130	1-216-864-11	SHORT CHIP	0
A2 Board Variant Parts KDL-V32A12U				R5131	NOT FITTED		
< CAPACITOR >				R5134	1-216-864-11	SHORT CHIP	0
C4810	1-128-357-11	ELECT CHIP	10UF	R5135	NOT FITTED		
C4812	1-128-357-11	ELECT CHIP	10UF	R5214	NOT FITTED		
C4813	1-128-357-11	ELECT CHIP	10UF	R5215	NOT FITTED		
C4847	1-126-394-11	ELECT CHIP	10UF	R5222	NOT FITTED		
C4848	1-126-394-11	ELECT CHIP	10UF	R5224	1-216-864-11	SHORT CHIP	0
C4849	1-126-394-11	ELECT CHIP	10UF	R5229	1-216-817-11	METAL CHIP	470 5% 1/10W
C5101	1-162-974-11	CERAMIC CHIP	0.01UF	R5232	1-216-295-91	SHORT CHIP	0
C5102	1-162-970-11	CERAMIC CHIP	0.01UF	*A-1090-223-A H8 Board, Complete			
C5105	1-164-156-11	CERAMIC CHIP	0.1UF	< CAPACITOR >			
C5106	1-164-156-11	CERAMIC CHIP	0.1UF	C7061	1-162-927-11	CERAMIC CHIP	100PF
C5107	1-164-156-11	CERAMIC CHIP	0.1UF	C7062	1-162-927-11	CERAMIC CHIP	100PF
< CONNECTOR >				C7063	1-162-927-11	CERAMIC CHIP	100PF
CN5105	*1-695-207-21	PIN, AONNECTOR (PC BOARD)	6P	C7064	1-162-927-11	CERAMIC CHIP	100PF
CN5106	*1-695-890-21	PIN, CONNECTOR (PC BOARD)	12P	C7065	1-162-927-11	CERAMIC CHIP	100PF
CN5107	1-764-078-11	PIN, CONNECTOR (PC BOARD)	3P	C7066	1-162-927-11	CERAMIC CHIP	100PF
< FERRITE BEAD >				C7067	1-162-927-11	CERAMIC CHIP	100PF
FB5109	1-500-284-21	FERRITE	0UH	C7068	1-164-227-11	CERAMIC CHIP	0.022UF
FB5110	1-500-284-21	FERRITE	0UH	C7069	1-164-227-11	CERAMIC CHIP	0.022UF
FB5111	1-500-284-21	FERRITE	0UH	C7070	1-115-566-11	CERAMIC CHIP	4.7UF
< IC >				C7071	1-115-156-11	CERAMIC CHIP	1UF
IC4801	6-706-805-01	IC TL52055DR		C7072	1-115-156-11	CERAMIC CHIP	1UF
< COIL >				C7073	1-125-891-11	CERAMIC CHIP	0.47UF
L5205	1-412-029-11	INDUCTOR	10UH	C7074	1-115-566-11	CERAMIC CHIP	4.7UF
< TRANSISTOR >				C7075	1-100-597-91	CERAMIC CHIP	0.1UF
Q5204	8-729-120-28	TRANSISTOR 2SC1623-L5L6		C7076	1-162-927-11	CERAMIC CHIP	100PF
< RESISTOR >				C7077	1-162-927-11	CERAMIC CHIP	100PF
R4825	NOT FITTED			< CONNECTOR >			
				CN7060	1-784-646-11	TERMINAL, S	
				CN7061	1-764-087-21	PIN, CONNECTOR (PC BOARD)	14P
				< DIODE >			
				D7060	8-719-062-19	DIODE MA3200WA-TX	
				D7061	8-719-062-19	DIODE MA3200WA-TX	
				D7062	8-719-069-60	DIODE UDZSTE-179.1B	
				D7063	8-719-062-19	DIODE MA3200WA-TX	

REF.NO.	PART.NO	DESCRIPTION	REMARK	REF.NO.	PART.NO	DESCRIPTION	REMARK
D7066	8-719-062-19	DIODE MA3200WA-TX					
D7068	8-719-062-19	DIODE MA3200WA-TX					
D7069	8-719-081-98	DIODE MM3Z6V8T1					
D7070	8-719-081-98	DIODE MM3Z6V8T1					
D7071	8-719-081-98	DIODE MM3Z6V8T1					
< FERRITE BEAD >							
FB7060	1-414-760-21	FERRITE	0UH				
FB7061	1-414-760-21	FERRITE	0UH				
< SOCKET >							
J7060	1-568-267-11	JACK					
J7061	1-819-356-11	PHONO JACK 3P					
< RESISTOR >							
R7060	1-216-864-11	SHORT CHIP	0				
R7061	1-216-864-11	SHORT CHIP	0				
R7062	1-216-815-11	METAL CHIP	330 5% 1/10W				
R7063	1-218-847-11	METAL CHIP	1K 0.5% 1/10W				
R7064	1-216-813-11	METAL CHIP	220 5% 1/10W				
R7065	1-216-809-11	METAL CHIP	100 5% 1/10W				
R7066	1-216-813-11	METAL CHIP	220 5% 1/10W				
R7067	1-216-815-11	METAL CHIP	330 5% 1/10W				
R7068	1-216-797-11	METAL CHIP	10 5% 1/10W				
R7069	1-216-797-11	METAL CHIP	10 5% 1/10W				
R7070	1-216-813-11	METAL CHIP	220 5% 1/10W				
R7071	1-216-813-11	METAL CHIP	220 5% 1/10W				
R7072	1-216-813-11	METAL CHIP	220 5% 1/10W				
R7073	1-216-853-11	METAL CHIP	470K 5% 1/10W				
R7074	1-216-813-11	METAL CHIP	220 5% 1/10W				
R7075	1-216-809-11	METAL CHIP	100 5% 1/10W				
R7076	1-216-853-11	METAL CHIP	470K 5% 1/10W				
R7077	1-216-813-11	METAL CHIP	220 5% 1/10W				
R7078	1-216-809-11	METAL CHIP	100 5% 1/10W				
R7079	1-216-813-11	METAL CHIP	220 5% 1/10W				
R7080	1-216-813-11	METAL CHIP	220 5% 1/10W				
R7081	1-216-809-11	METAL CHIP	100 5% 1/10W				
R7084	1-216-864-11	SHORT CHIP	0				
R7086	1-216-864-11	SHORT CHIP	0				
R7087	1-216-864-11	SHORT CHIP	0				
R7088	1-216-864-11	SHORT CHIP	0				

Note : The components identified by shading and marked Δ are critical for safety. Replace only with the part numbers specified in the parts list.

REF.NO.	PART.NO	DESCRIPTION	REMARK	REF.NO.	PART.NO	DESCRIPTION	REMARK
MISCELLANEOUS				REMOTE COMMANDER			
	1-826-239-11	LOUDSPEAKER (L)		1-479-395-12	REMOTE COMMANDER (RM-ED001) (KDL-V26A12U/KDL-V32A12U)		
	1-826-239-21	LOUDSPEAKER (R)		1-479-394-11	REMOTE COMMANDER (RM-EA001) (KLV-V26A10E/KLV-V32A10E)		
	1-805-870-51	PANEL, LCD (KLV-V32A10E/KDL-V32A12U)					
	1-805-871-11	PANEL, LCD (KLV-V26A10E/KDL-V26A12U)					
	8-597-997-00	TUNER, FSS BTP-DC412Z (KDL-V26A12U/V32A12U)					
Δ	1-819-554-11	AC INLET (WITH NOISE FILTER) (KLV-V26A10E/ KDL-V26A12U)					
Δ	1-818-098-21	AC INLET (WITH NOISE FILTER) (KLV-V32A10E/ KDL-V32A12U)					
	1-787-333-11	D.C. FAN (KLV-V32A10E/KDL-V32A12U)					
	8-597-993-00	TUNER, FSS BTF-EF412Z					
Δ	1-830-609-11	AC POWER-SUPPLY CORD SET (KDL-V26A12U)					
Δ	1-824-337-21	POWER-SUPPLY CORD FERRITE CORE (KDL-V32A12U)					
Δ	1-830-611-11	POWER-SUPPLY CORD (KLV-V26A10E)					
Δ	1-824-338-21	POWER-SUPPLY CORD FERRITE CORE (KLV-V32A10E)					
ACCESSORIES AND PACKAGING MATERIALS							
	*2-636-662-02	INDIVIDUAL CARTON (KLV-V26A10E)					
	*2-593-565-02	INDIVIDUAL CARTON (KDL-V26A12U)					
	*2-635-699-02	INDIVIDUAL CARTON (KLV-V32A10E)					
	*2-591-379-02	INDIVIDUAL CARTON (KDL-V32A12U)					
	*2-593-566-01	CUSHION (UPPER) (KLV-V26A10E/KDL-V26A12U)					
	*2-591-380-01	CUSHION (UPPER) (KLV-V32A10E/KDL-V32A12U)					
	*2-593-567-01	CUSHION (LOWER) (KLV-V26A10E/KDL-V26A12U)					
	*2-591-381-01	CUSHION (LOWER) (KLV-V32A10E/KDL-V32A12U)					
	*2-591-382-01	CUSHION (CENTRE LOWER) (KLV-V32A10E/V32A12U)					
	*2-635-183-01	BOARD, TOP (KLV-V26A10E/KDL-V26A12U)					
	*2-591-378-01	BOARD, TOP (KLV-V32A10E/KDL-V32A12U)					
	*2-637-591-01	BAG, PROTECTION (KLV-V26A10E/KDL-V26A12U)					
	*2-630-927-01	BAG, PROTECTION (KLV-V32A10E/KDL-V32A12U)					
	*2-635-184-01	PAD, STAND (KLV-V26A10E/V26A12U)					
	2-595-155-01	CLAMP					
	X-2055-287-3	BAG ASSY, RUDDER LOCK					
	1-769-175-21	CABLE, ANTENNA (WITH FILTER)					
	2-629-164-13	INSTRUCTION MANUAL (KDL-V32A12U) (ENGLISH)					
	2-629-166-13	INSTRUCTION MANUAL (KLV-V32A10E) (ENGLISH/ GERMAN/DUTCH/PORTUGUESE/NORWEGIAN)					
	2-629-166-23	INSTRUCTION MANUAL (KLV-V32A10E) (FRENCH/ ITALIAN/SPANISH/FINNISH)					
	2-629-166-33	INSTRUCTION MANUAL (KLV-V32A10E) (SWEDISH/ DANISH/GREEK/RUSSIAN/POLISH)					
	2-630-046-11	INSTRUCTION MANUAL (KDL-V26A12U) (ENGLISH)					
	2-630-048-11	INSTRUCTION MANUAL (KLV-V26A10E) (ENGLISH/ GERMAN/DUTCH/PORTUGUESE/NORWEGIAN)					
	2-630-048-21	INSTRUCTION MANUAL (KLV-V26A10E) (FRENCH/ ITALIAN/SPANISH/FINNISH)					
	2-630-048-31	INSTRUCTION MANUAL (KLV-V26A10E) (SWEDISH/ DANISH/GREEK/RUSSIAN/POLISH)					

